

PENNIES FOR CHARITY
WHERE YOUR MONEY GOES

**TELEMARKETING BY
PROFESSIONAL FUND RAISERS**



**NEW YORK STATE DEPARTMENT OF LAW
CHARITIES BUREAU**

ELIOT SPITZER
ATTORNEY GENERAL
December 2001

PENNIES FOR CHARITY - 2001

In light of the events of September 11, 2001, *Pennies for Charity*, the Attorney General's annual report of telemarketing campaigns in New York, has taken on new significance. Since September 11, New Yorkers and other Americans have made unprecedented contributions to charity. They have also made clear that they expect and demand that their contributions be used to benefit the people and the programs served by the charities.

The Charities Bureau of the New York State Attorney General's office prepared this report to assist members of the public in determining how much of their contributions, solicited by telemarketers, actually supports charitable programs. It may also be used by contributors to decide which charities they wish to support. Charitable organizations may also consult this report to evaluate the performance of professional fund raisers prior to, during, or after engaging their services.

As described below, charities retained an average of 31.5 % of the funds raised by telemarketers registered to solicit contributions in New York in 2000. Some of the charities received much less than that and some received nothing at all.

This critical time in the history of this nation presents an enormous challenge to all of us. Charities and the generous people who contribute to their causes have been called on to respond to new and expanding needs. We hope that this report will assist contributors and charities as they respond to the many challenges.

HOW THIS REPORT WAS PREPARED

The data in this report were obtained from financial reports filed with the Charities Bureau by professional fundraisers for telemarketing campaigns conducted on behalf of charitable organizations during 2000.¹ The filed reports are verified by both the professional fundraiser and the contracting charitable organization.² All of the charities listed in the report conducted telemarketing fundraising campaigns in New York State. The figures reported reflect the total amount of money solicited and are not limited to New Yorkers' contributions.

The report consists of five tables. Table 1 lists the names of the charitable organizations in alphabetical order, the professional fundraisers that conducted each organization's telemarketing campaign, the geographical location of each soliciting charity, the total amount raised in each campaign, the amount each charity retained, the amount of uncollected pledges and the percent of the total raised that each charity retained from the campaign.

Table 2 contains the same information as Table 1, with the professional fundraisers listed first, in alphabetical order. Table 3 and Table 4 contain the same information as Tables 1 and 2, arranged in descending order by the percentage of the total amount raised that was actually

¹ Information for twenty-three telemarketing campaigns conducted during 2000 was not available on the date of publication of this report.

² Two professional fundraisers ceased operations in 2000. Therefore, the financial statements for the following campaigns were verified by only the charitable organization: (1) campaigns by Non-Profit Telemedia, Inc. conducted on behalf of Cancer Fund of America; National Association for the Terminally Ill; National S A F E Home Foundation, Inc.; Reach Our Children, Inc. and Survivors and Victims Empowered; and (2) campaigns conducted by Regency Communications, Inc. on behalf of Christian Blind Mission International; National Coalition for the Protection of Children and Families and Nora Lam Chinese Ministries International.

retained by the charitable organization with the charitable organization's name presented first in Table 3 and the professional fund raiser's name appearing first in Table 4. Table 5 contains the same information as presented in the other Tables, arranged according to geographical location of the charitable organizations.³

Following each table is a supplemental table that contains information for those 1999 telemarketing campaigns whose financial statements were received after the printing of last year's *Pennies for Charity*. Figures reported in the supplemental tables are not included in any of the statistical analyses presented in graphic form.

A total of \$188.4 million was raised as a result of the 586 telemarketing campaigns included in this report. The \$188.4 million includes funds raised in New York and other states during 2000 telemarketing campaigns of charitable organizations registered to solicit contributions in New York. Pledges that have not yet been paid to a charity are not reported as part of the total amount raised, but are reported in a separate column in each table.⁴ In addition, contributions other than money are not reported in the receipts' column of this report.

³ The areas included in each of the eight geographical areas are described below the graph labeled Locations Of Charities Conducting 2000 Telemarketing Campaigns.

⁴ An uncollected pledge is a promised contribution that the charity has not received by the date of filing of a professional fundraiser's financial report with the Charities Bureau. Uncollected pledges may or may not ever be received by the charity. In some telemarketing campaigns, a donor may agree to pay a specified dollar amount over a period of months or even years. Reports of such campaigns will often show a large amount in the "Uncollected Pledges" column and small amounts in the "Net To Charity" and "% To Charity" columns.

Of the \$188.4 million raised in 2000 telemarketing campaigns, \$59.3 million, or 31.5 percent, was retained by the charitable organizations. The remainder was paid to the fund raisers for fees and/or used to cover the costs of conducting the campaigns.⁵ The percent of funds that was retained by charity for the 586 telemarketing campaigns conducted during 2000 is broken down as follows:

<u>Percent to</u> <u>Charity</u>	<u>Number of</u> <u>Campaigns</u>	<u>Percent of</u> <u>Campaigns</u>	<u>Gross Amount</u> <u>Raised</u>	<u>Percent of</u> <u>Total Funds</u> <u>Raised</u>	<u>Net Amount</u> <u>Received</u>	<u>Percent of</u> <u>Total Net</u> <u>Amount</u>
90-100+%	2	.3%	\$1,458,979.00	0.77%	\$1,345,051.48	2.27%
80-89%	6	1.0%	\$4,797,918.56	2.55%	\$4,005,409.22	6.75%
70-79%	15	2.6%	\$7,621,326.53	4.05%	\$5,608,800.13	9.45%
60-69%	25	4.3%	\$11,651,518.68	6.18%	\$7,480,505.52	12.61%
50-59%	58	9.9%	\$20,044,385.36	10.64%	\$10,732,672.80	18.09%
40-49%	46	7.9%	\$15,059,503.87	7.99%	\$6,755,909.98	11.39%
30-39%	114	19.4%	\$19,390,856.39	10.29%	\$6,361,686.14	10.72%
20-29%	164	28.0%	\$35,712,680.11	18.96%	\$8,183,390.60	13.79%
10-19%	94	16.0%	\$54,956,511.25	29.17%	\$8,218,824.00	13.85%
Below 0-9%	62	10.6%	\$17,699,886.80	9.40%	\$648,157.70	1.09%
TOTAL	586	100.00%	\$188,393,566.55	100.00%	\$59,340,407.57	100.00%

Please Note -

1. For any campaign in which 100+% was received by the charity, the net to charity exceeds the gross amount raised. This may occur when the fundraising contract guarantees a minimum payment to the charity, regardless of the amount contributed and that guaranteed payment exceeds the gross amount contributed.

2. For any campaign in which Below 0% was received by the charity, the telemarketing campaign results in a loss to the charity unless sufficient uncollected pledges are eventually received by the charity. This may occur when the fundraising contract does not guarantee the charity a specific dollar amount or specific percent of the gross receipts, or when the contract does not hold the charity harmless from expenses/fees that exceed the gross amount contributed.

⁵ In 1999, a total of \$194.1 million was raised as a result of 581 telemarketing campaigns conducted on behalf of charitable organizations, with \$55.3 million, or 28.5 percent retained by the charitable organizations.

In reviewing the data in this report, the reader should keep in mind several factors that may affect fundraising costs. Identifying new donors may be more time consuming and thus more expensive than contacting previous contributors. An organization may conduct a telemarketing campaign simply to test-market new fundraising ideas without any certainty that its campaign will prove efficient and productive. An organization may also achieve goals other than raising funds - such as public education or recruitment of volunteers - at the same time that it is conducting a fundraising campaign. Those other benefits will not be reflected in the revenue received by the charity. A newly created charity or one advocating new programs or new ideas may experience greater fundraising costs without any certainty that its campaign will prove cost effective.

The reader should also keep in mind that amounts raised in a particular telemarketing campaign may represent only a small part of a charity's fundraising activity and, therefore, may not provide donors with a complete picture of a charity's overall fundraising. Donors are urged to review the entire annual financial report of a charity when considering making a contribution and should not rely solely on this report when making such decisions.

For any particular registered charity, the annual report may be obtained from the organization or by contacting the Charities Bureau.⁶ In addition, Attorney General Spitzer's web site - www.oag.state.ny.us/charities/charities.html - contains links to other sites from

⁶ A copy of the 2000 financial report of a registered charity may be obtained by calling the Charities Bureau at (212) 416-8401 or writing to Eliot Spitzer, Attorney General of the State of New York, Attention Charities Bureau, 120 Broadway, 3rd Floor, New York, New York 10271.

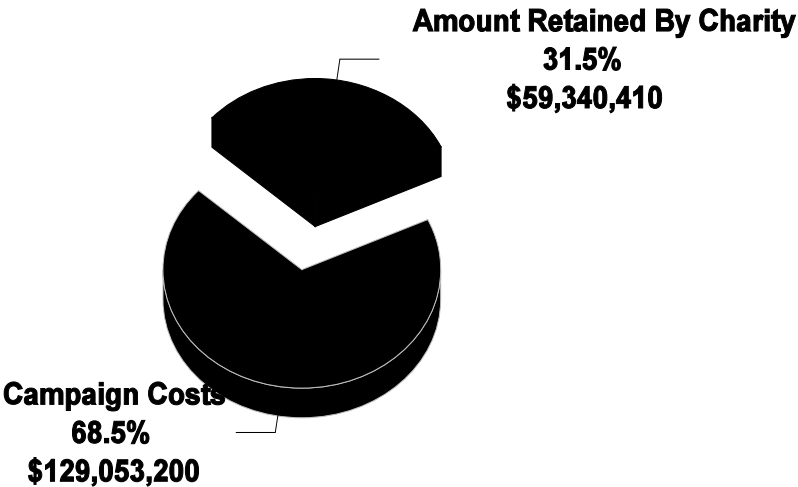
which such reports may be accessed. Potential contributors should review those reports and information received directly from charitable organizations before making a decision as to where to donate their hard-earned dollars. Additionally, potential contributors should review Attorney General Spitzer's pamphlet, *Tips on Charitable Giving - What You Should Know*, which is included with this report.

In addition to familiarizing themselves with this report, representatives of charitable organizations that are contemplating engaging a telemarketer or other professional fund raiser are urged to read Attorney General Spitzer's pamphlet, *Tips For Charities Raising Funds in New York State - Questions to Ask Before Signing A Contract With A Professional Fund Raiser*, which is also included in this report.

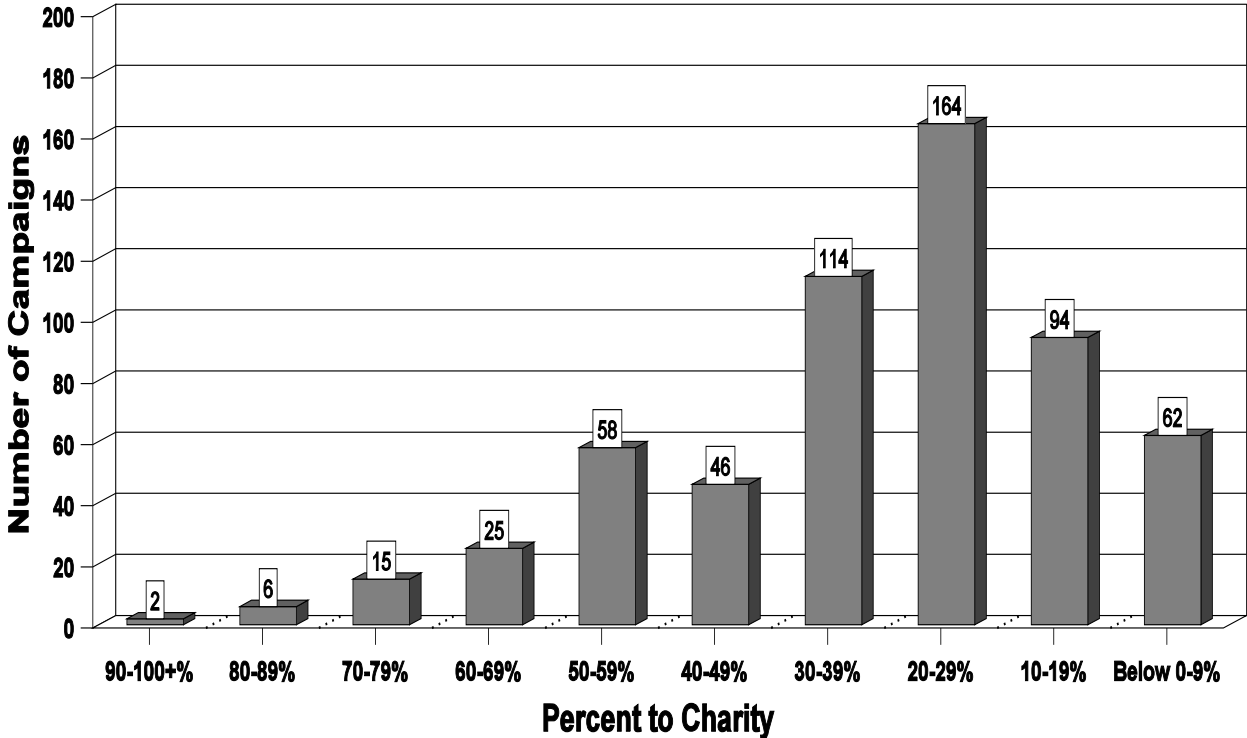
Pennies for Charity, as well as the other pamphlets mentioned in this report are posted on Attorney General Spitzer's web site.

Results Of Telemarketing Campaigns In 2000

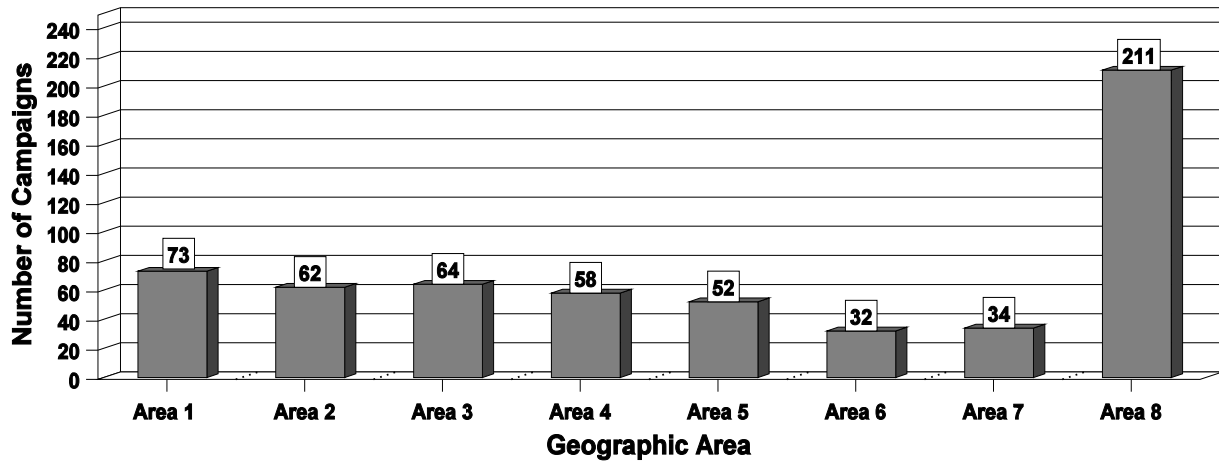
Total Raised: \$188.4 Million



Breakdown Of 2000 Telemarketing Campaigns By Percent Retained By Charity



Locations Of Charities Conducting 2000 Telemarketing Campaigns

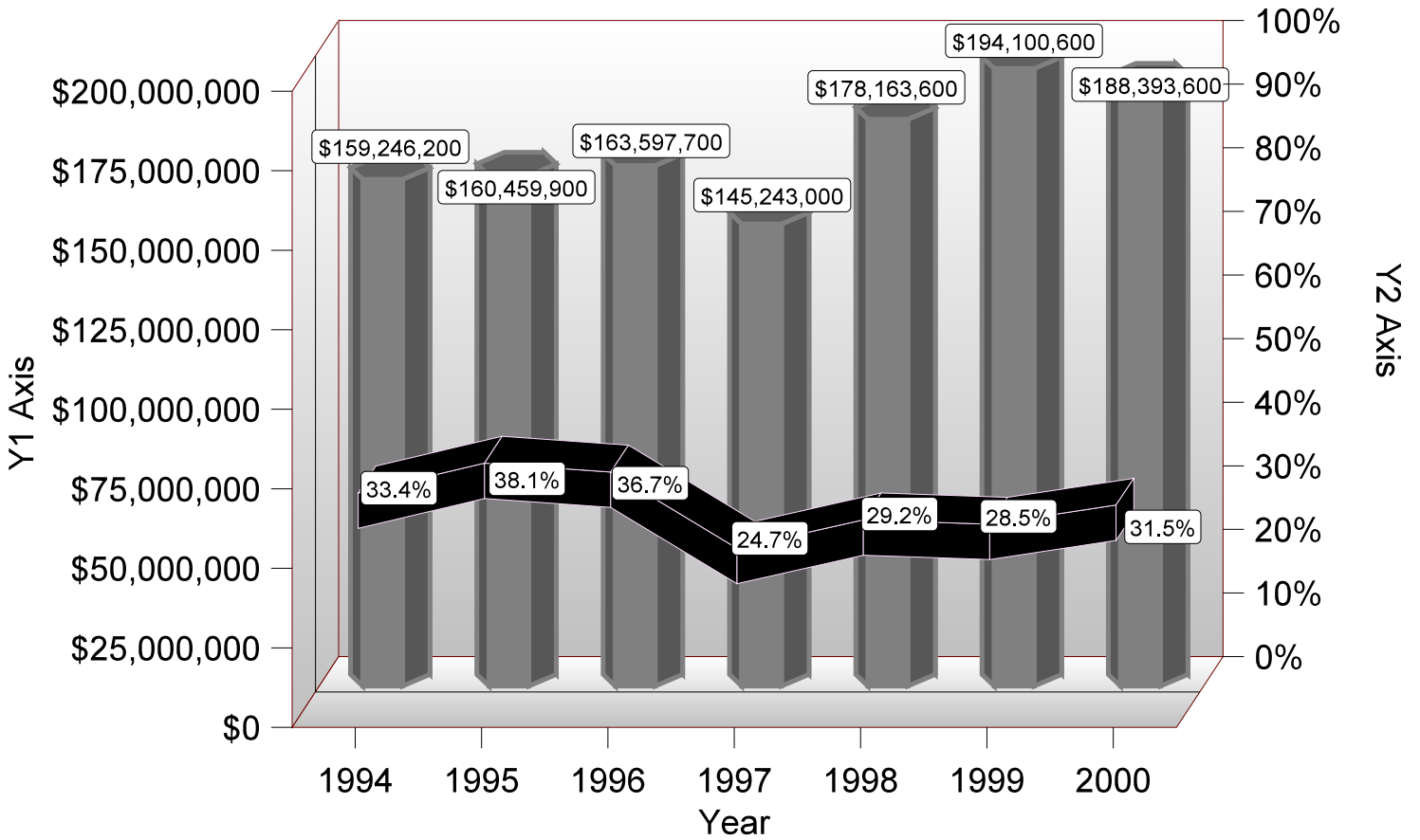


GEOGRAPHIC AREA CODE

Based upon the address contained in documents filed with the Charities Bureau, each charitable organization listed in this report has been assigned to a particular geographic area. Following is a list of those geographic areas, the counties included in each, total gross dollars raised in the specified geographic area and the net amount received by charitable organizations located in the assigned geographic region:

<u>Area</u>	<u>Counties</u>	<u>Gross Amount Raised Per Geo Area</u>	<u>Net % To Charity Per Geo Area</u>
1 - New York City	Bronx, Kings, New York, Queens, Richmond, Staten Island	\$27,789,905.09	54.53%
2 - Long Island	Nassau, Suffolk	\$10,264,440.26	22.67%
3 - Lower Hudson Valley	Delaware, Dutchess, Orange, Putnam, Rockland, Sullivan, Ulster, Westchester	\$7,392,016.02	25.72%
4 - Capital District and Eastern Adirondacks	Albany, Clinton, Columbia, Essex, Franklin, Fulton, Greene, Hamilton, Montgomery, Rensselaer, Saratoga, Schenectady, Schoharie, Warren, Washington	\$8,057,540.10	32.98%
5 - Central NY and Western Adirondacks	Broome, Cayuga, Chenango, Cortland, Herkimer, Jefferson, Lewis, Madison, Oneida, Onondaga, Oswego, Otsego, St. Lawrence, Tioga, Tompkins	\$4,642,026.09	24.86%
6 - Rochester and Surrounding Region	Chemung, Livingston, Monroe, Ontario, Schuyler, Seneca, Steuben, Wayne, Yates	\$1,816,516.31	40.51%
7 - Western NY	Allegany, Cattaraugus, Chautauqua, Erie, Genesee, Niagara, Orleans, Wyoming	\$3,789,444.35	38.88%
8 - All Others	All locations outside New York State	\$124,641,678.33	27.23%

1994-2000 Comparison of Telemarketing Campaigns



- Total Gross Receipts (Y1)
- Net Percent Retained By Charity (Y2)

TIPS

TIPS ON CHARITABLE GIVING - WHAT YOU SHOULD KNOW

**Attorney General
Eliot Spitzer**

New Yorkers give generously to charities. In fact, each year they give over \$10 billion to charitable organizations. Since September 11, 2001, New Yorkers' generosity has been extraordinary. Most charities are honest in their methods of soliciting contributions. However, there are some organizations that misuse fundraising methods, victimizing well-meaning people who only want to help a good cause.

The Attorney General's office regulates the conduct of charitable organizations and protects contributors from being victimized by unscrupulous fund raisers.

Fraudulent charitable solicitations have been the subject of many legal actions by the Attorney General's office. These actions compel deceptive fund raisers to follow the law or to stop doing business in New York. The Attorney General's office also tries to restore money that good-hearted New Yorkers give in the best of faith to charities.

For example, the Attorney General's office takes action against fraudulent fund raisers who solicit funds for charitable causes but use the money to line their own pockets.

Actions by the Attorney General's office have resulted in the return of hundreds of thousands of dollars to the charitable purposes for which generous New Yorkers made contributions. Lawsuits by the Attorney General have forced illegitimate charities and their fund raisers to stop their misleading practices and money they have collected has been distributed to charities throughout the State. Legitimate charities need contributions to continue their good works. Charities that use illegal fundraising practices should be ordered to stop those practices and return money they have received.

Considering a Charitable Contribution

- Find out what the charity will do with your money -- ask for information about its programs and ask for a copy of its financial report. Find out how much of your money will be used for charitable programs.
- Be wary if the organization will not provide information about its programs and finances upon request. Honest charities will be happy to give you the information requested. In New York, they are required by law to do so within 15 days.
- Ask what proportion of money given actually goes to support the charity's program and what proportion goes to administrative costs.

- Charities do have legitimate and necessary fundraising and administrative expenses, so beware of claims such as "all proceeds will go to charity." Be careful of charities with names that sound impressive or resemble those of other organizations -- some organizations use names similar to those of well known organizations in order to confuse donors.
- Be wary of emotional appeals that talk about problems but do not explain how money raised will be spent or what the programs of the organization are.

Mail Solicitations

- Read the literature carefully to make sure it identifies the charity and tells what will be done with your money. If it does not, call or write the charity to ask for program and financial information before making a contribution.
- Some organizations send fundraising materials that look like actual bills. Others enclose very real looking copies of checks and request matching funds. Remember, you do not have to respond. Read the information carefully.
- You do not have to pay for or return merchandise mailed to you if you did not order it.
- Be careful of appeals asking you to return something such as a questionnaire or survey. Such devices may be used to divert your attention from the organization's program and how it will spend your donation.

Solicitations on the Internet

- Never give your credit card number or other personal information via the Internet unless you know the organization soliciting your contribution and have assurances that the site is secure.
- As with any other solicitation - find out what will be done with your money and how much of it will reach the cause you wish to support.

Solicitations in Person

- Ask the solicitor for identification.
A door-to-door solicitor should have written identification authorizing that person to solicit for the charity.
- Inquire what the charity does with the money and if your contribution is tax deductible.
- Request printed material describing the charity's program, how it uses its money, its address and phone number.

Solicitations Over the Phone

- Don't fall for pressure tactics such as repeated phone calls or even threats. Remember you do not have to agree to donate at the time of the call or have someone pick up your contribution. You have the right to say no or to say you need more time.
- Ask if the solicitor is a paid telemarketer - New York law requires that professional telemarketers identify themselves and tell that they are being paid to solicit your contribution.
- Ask how much of your contribution will be used by the charity for its programs.

Tickets and Merchandise Sales

- Ask how much of the purchase price will go to the charity. If you are told that tickets will be given to an organization or individual, ask who will receive the tickets.

Giving to An Association of Police or Other Law Enforcement Group

Many people show their support of their local police by giving to police organizations. Unfortunately, con artists, taking advantage of the public's concern, make fraudulent solicitations.

When asked to give to a police organization, contact your local police or other law enforcement agency to check on the identity and the legitimacy of the group asking for the contribution. Be wary of a solicitor who uses coercive or abusive tactics or who promises that your contribution will entitle you to better police protection or special privileges. This is illegal.

IF YOU DECIDE TO CONTRIBUTE - DO NOT PAY IN CASH

Give your contribution by check made payable to the charity.

Complaints

If you wish to make a complaint about an organization that has solicited your contribution, contact the Attorney General's Charities Bureau or the Attorney General's office nearest you.

ATTORNEY GENERAL'S OFFICES

The Capitol
Albany, NY 12224-0341

120 Broadway
New York, NY 10271-0332

44 Hawly Street
Binghamton, NY 14202

65 Court Street
Buffalo, NY 14202-3473

300 Motor Parkway
Hauppauge, NY 11788-5127

211 Station Road, 6th Floor
Mineola, NY 11501-3702

163 West 125th Street

New York, NY 10027-8201

70 Clinton Street
Plattsburgh, NY 12901-2818

235 Main Street
Poughkeepsie, NY 12601

144 Exchange Boulevard
Rochester, NY 14614-2176

615 Erie Boulevard West
Syracuse, NY 13204-2465

207 Genesee Street
Utica, NY 13501-2812

317 Washington Street
Watertown, NY 13601-3744

19 Court Street, Suite 200
White Plains, NY 10601-3310

**Attorney General's Helpline
(800) 771-7755**

For More Information

New York law requires most charities soliciting contributions to register with the Attorney General and file annual financial reports. To find out if a charity is required to register and to get a copy of its financial report, call or write:

**Office of the Attorney General
Charities Bureau
120 Broadway
New York, NY 10271
(212) 416-8400**

For further information about a national charity, you may write to one of the "watchdog" agencies which monitor the

activities of charities.

**Philanthropic Advisory Service Council of
Better Business Bureaus**
4200 Wilson Boulevard
Suite 800
Arlington, VA 22203-1804
1-800-575-GIVE
www.bbb.org

**Better Business Bureau - New York
Philanthropic Advisory Service**
257 Park Avenue South
New York, NY 10010
1-212-358-2873
www.newyork.bbb.org

**TIPS FOR CHARITIES
RAISING FUNDS IN
NEW YORK STATE**

**QUESTIONS TO ASK BEFORE SIGNING A CONTRACT WITH A
PROFESSIONAL FUNDRAISER**

**ELIOT SPITZER
ATTORNEY GENERAL**

New York is home to thousands of charitable organizations. Many of those charities engage the services of professional fundraisers to raise funds on their behalf. Fundraisers are hired for many reasons. Some organizations do not have sufficient staff to raise funds. Others do not have the expertise necessary to conduct fundraising campaigns. Small organizations may view professional fundraising campaigns as a way to get more people involved in their causes.

Whatever your organization's reason for hiring a fundraiser, it is important to learn as much as possible about the fundraiser's experience and record before signing a fundraising contract. Remember, the fundraiser will be representing your organization in seeking support from members of the public.

Following the tips listed below should contribute to the success of your fundraising campaigns and assist your organization in avoiding the financial loss, bad reputation and other problems that may result from hiring an inexperienced or unscrupulous fundraiser.

- **Make sure** your organization is properly registered with the Attorney General's Charities Bureau and current in its annual financial filings.
- **Check** with the Charities Bureau to see if the fundraiser and its professional solicitors are registered and have currently filed the required contracts and financial reports.
- **Find out** from the Charities Bureau what other charities the fundraiser represents.
- **Ask** the Charities Bureau for copies of the fundraiser's contracts with other charities to determine what the fundraiser agreed to do for those charities.
- **Ask** the Charities Bureau for copies of the fundraiser's financial reports of fundraising campaigns conducted on behalf of other charities.

- **Ask** the fundraiser for references. A reputable fundraiser should be happy to provide a potential client with the names, addresses and telephone numbers of some of its clients.
- **Contact** charities for which the fundraiser has worked. Find out what was promised, what was done, whether there were any problems and if the charity is satisfied with the work done by the fundraiser.
- **Make sure** all contracts between your organization and a professional fundraiser are in writing as required by New York law.
- **Find out** if the funds solicited by the fundraiser will be received by the charity itself or by a bank or other fiduciary custodian instead of the fundraiser.
- **Get** the best deal for your organization
 - **Ask** at least three fundraisers to make proposals
 - **Review** all proposed contracts to see what the fundraiser will do for your organization
 - **Compare** the proposed contracts to determine which offers the best return
- New York law requires that fundraising contracts include the following provisions:
 - If funds are to be received by the fundraiser, within five days of receipt, all funds solicited by a fundraiser must be deposited in a bank account exclusively controlled by the charity.
 - The charity has the right to cancel the contract without cost, penalty or liability within fifteen days after the fundraiser has filed it with the Attorney General.
 - Clear descriptions of the services to be provided by the professional fundraiser and the financial terms of the contract.
 - Names, addresses and registration numbers of both parties to the contract as well as the dated signatures of the fundraiser and the charity.
- **Read** all provisions of the contract before signing it. The contract should state clearly all of its terms. If something is unclear, the contract may need revision.
- **Make Sure** that the charity's board has read the contract and approves of its terms before signing it.
- **Follow** activities of the fundraising campaign.

● **Review** all written solicitations and scripts used by the fundraiser -

○ **Make sure** that solicitation material accurately describes your organization and its activities.

○ Solicitation material must include the name of the organization as registered with the Attorney General.

○ All solicitations on behalf of registered organizations must advise potential contributors that they may obtain a copy of the soliciting charitable organization's financial report from the Attorney General or from the organization itself.

○ Any solicitation conducted by a professional fundraiser or any of its representatives ("professional solicitors") must disclose the name of the specific professional solicitor, the name of the employing professional fundraiser and a statement that the solicitor is being paid to raise funds.

● **Make periodic visits** to any telephone room used by telemarketers. Each person who is employed by the professional fundraiser to make calls on behalf of your organization must be separately registered with the Attorney General as a professional solicitor. Your visits will also enable your organization to learn what the public is being told about the organization.

● **Obtain** the professional fundraiser's copies of invoices and receipts to be sure that vendors are paid on time. If they are not, they will probably seek payment from your organization.

● **Make sure** that your organization is given periodic accountings of the fundraising campaign and that the fundraiser is keeping records of funds received and expended during with the campaign. Remember, your organization is responsible for all funds raised in your organization's name by a professional fundraiser.

For information concerning registration of charitable organizations contact:

Department of Law
Charities Bureau
120 Broadway
New York, NY 10271

(212) 416-8400

For information concerning registration of professional fundraisers and professional solicitors, contact:

Department of Law
Charities Bureau
The Capitol
Albany, NY

(518) 486-9797

Visit the Attorney General's Internet Site at: www.oag.state.us.ny/charities/charities.html

TABLE 1
Charitable Organizations-
Alphabetical Order
2000 Telemarketing Campaigns

CHARITABLE ORGANIZATION	PROFESSIONAL FUND RAISER	GEO. AREA	GROSS RECEIPTS	NET TO CHARITY	UNCOLLECTED PLEDGES	% TO CHARITY
81st Promenade Nationale Corp La Societe Des 40 Hommes et 8 Chevaux	Heritage Company Inc (The)	8	\$156,081.00	\$30,414.38	---	19.49%
A O P A Air Safety Foundation Inc	BGS Telemarketing Inc	8	\$1,016,466.00	\$477,880.00	\$405,896.00	47.01%
Adelphi University	Development Center Inc	2	\$51,316.00	\$25,833.00	---	50.34%
ADSA Inc	Nationwide Fundraisers Inc	8	\$1,134,174.98	\$92,384.26	\$736,842.00	8.15%
Aeneas McDonald Police Benevolent Assn	Vee Concepts of New York Inc	6	\$87,540.00	\$30,639.00	---	35.00%
Albany County Deputy Sheriffs Police Benevolent Assn	Nordel Publishing Inc	4	\$36,434.00	\$10,930.00	---	30.00%
Albany County Sheriff's Union #775 AFSCME	Stage Door Music Productions Inc	4	\$305,627.50	\$67,238.05	---	22.00%
Albion Emergency Squad Inc	Spotlight Music Productions Inc	7	\$35,576.00	\$9,000.00	---	25.30%
Allegany County Deputy Sheriffs' Assn	Event Marketing (Narde, James E)	7	\$62,396.00	\$18,718.80	\$1,750.00	30.00%
Allendale Columbia School	Lester Inc	6	\$7,140.00	\$4,776.51	---	66.90%
Allendale Columbia School	Telecomp Inc	6	\$95,424.86	\$61,684.00	\$42,123.00	64.64%
Alliance Defense Fund	MDS Communications Corporation	8	\$126,520.00	\$79,338.00	\$31,670.00	62.71%
American Association of State Troopers Inc	Community Tele Services	8	\$918,286.95	\$181,740.84	---	19.79%
American Association of the Deaf-Blind	Heritage Company Inc (The)	8	\$1,387,437.16	\$197,184.77	---	14.21%
American Cancer Society Inc	Reese Brothers Inc	8	\$2,194,091.00	\$65,823.00	\$2,826,689.00	3.00%
American Center for Law & Justice Inc	Infocision Management Corporation	8	\$1,759,905.53	\$906,361.35	---	51.50%
American Civil Liberties Union	Public Interest Communications Inc	1	\$154,978.83	\$40,070.19	\$81,189.17	25.86%
American Civil Liberties Union	Share Group Inc	1	\$315,223.00	\$155,626.00	---	49.37%
American Civil Liberties Union	Smith Company (The)	1	\$915,981.98	\$806,903.18	---	88.09%
American Council of the Blind Inc	Integral Resources Inc	8	\$185,723.76	(\$27,589.31)	\$93,291.10	-14.86%
American Council of the Blind Inc	Integral Resources Inc	8	\$427,530.09	\$102,000.00	\$204,704.94	23.86%
American Diabetes Assn Inc	A.D. Publications Inc	8	\$105,690.00	\$22,764.00	---	21.54%

DATA OBTAINED FROM INTERIM AND CLOSING STATEMENTS FILED BY PROFESSIONAL FUND RAISERS

CHARITABLE ORGANIZATION	PROFESSIONAL FUND RAISER	GEO. AREA	GROSS RECEIPTS	NET TO CHARITY	UNCOLLECTED PLEDGES	% TO CHARITY
American Diabetes Assn Inc	Infocision Management Corporation	8	\$153,497.00	\$29,061.00	---	18.93%
American Farmland Trust	Share Group Inc	8	\$89,936.00	\$41,790.00	---	46.47%
American Foundation for AIDS Research (AMFAR)	Share Group Inc	1	\$214,772.00	\$90,785.00	---	42.27%
American Foundation for Disabled Children Inc	All-Pro Telemarketing Associates Corp	1	\$540,963.00	\$54,096.31	\$750,000.00	10.00%
American Foundation for Disabled Children Inc	Gelmar Ltd	1	\$4,440.00	\$1,110.00	---	25.00%
American Foundation for Disabled Children Inc	National Promotional Services Inc	1	\$4,490.00	\$898.00	---	20.00%
American Foundation for Disabled Children Inc	Whiterock Marketing Group Inc	1	\$9,815.00	\$1,977.00	\$13,185.00	20.14%
American Health Assistance Foundation	Public Interest Communications Inc	8	\$269,474.00	\$7,631.13	---	2.83%
American Humane Assn	Univision Marketing Group Inc	8	\$22,286.00	\$5,713.81	\$15,152.00	25.64%
American Institute for Cancer Research	Infocision Management Corporation	8	\$149,372.00	\$10,932.00	---	7.32%
American Legion Convention Corp of Niagara County NY	Marketing Squad Inc	7	\$307,290.00	\$46,094.00	---	15.00%
American Legion-Harold Provost Post #1686	Roberts, Mary Jane	5	\$6,953.00	\$2,533.55	---	36.44%
American Leprosy Missions Inc	Regency Communications Inc	8	\$99,175.00	\$50,102.25	---	50.52%
American Leprosy Missions Inc	Univision Marketing Group Inc	8	\$19,159.00	\$8,618.21	\$10,104.00	44.98%
American Rivers Inc	Public Interest Communications Inc	8	\$87,749.00	\$45,848.85	---	52.25%
American Society for the Prevention of Cruelty to Animals	Share Group Inc	1	\$182,106.00	(\$15,265.00)	---	-8.38%
American Veteran's Foundation Inc	All Star Productions (Messmore, Barbara)	8	\$24,779.00	\$4,955.80	\$30,005.00	20.00%
American Veteran's Foundation Inc	Standard Inc (The)	8	\$80,805.23	\$16,161.05	---	20.00%
American Veterans of World War II, Korea and Vietnam	American Trade and Convention Publications Inc	8	\$4,429,496.98	\$500,000.00	----	11.29%
Americas Athletes With Disabilities Inc	Contract Communications Inc	8	\$851,920.00	\$144,826.00	\$391,240.00	17.00%
Americas Athletes With Disabilities Inc	Heritage Company Inc (The)	8	\$585,108.57	\$118,709.77	---	20.29%
Americas Athletes With Disabilities Inc	Non-Profit Telemedia Inc	8	\$264,139.08	\$42,262.25	\$318,542.02	16.00%
Amityville Fire Department	Tan Productions Inc	2	\$15,555.00	\$8,555.25	---	55.00%

DATA OBTAINED FROM INTERIM AND CLOSING STATEMENTS FILED BY PROFESSIONAL FUND RAISERS

CHARITABLE ORGANIZATION	PROFESSIONAL FUND RAISER	GEO. AREA	GROSS RECEIPTS	NET TO CHARITY	UNCOLLECTED PLEDGES	% TO CHARITY
Amityville Patrolmen's Benevolent Assn Inc	Tan Productions Inc	2	\$30,685.00	\$16,876.75	---	55.00%
Amnesty International of the USA Inc	Facter Direct Ltd	1	\$379,188.00	\$93,490.94	\$276,787.00	24.66%
Amnesty International of the USA Inc	Facter Direct Ltd	1	\$153,682.00	\$89,243.46	\$43,858.00	58.07%
Amnesty International of the USA Inc	Harris O'Malley Marketing Inc	1	\$25,717.00	\$0.00	\$20,717.00	0.00%
Amnesty International of the USA Inc	Public Interest Communications Inc	1	\$1,298,905.00	\$706,167.20	\$91,934.00	54.37%
Amnesty International of the USA Inc	Telefund Inc	1	\$113,644.00	\$8,815.57	---	7.76%
Amsterdam Police Superior Officers Assn	Gotham Productions Inc	4	\$35,343.50	\$8,835.88	---	25.00%
AMVETS-Pvt John T Cavanaugh Jr Friendship Post #76	Hill, Allan C Productions Inc	2	\$16,505.00	\$2,500.00	\$6,913.00	15.15%
AMVETS-Pvt John T Cavanaugh Jr Friendship Post #76	Hill, Allan C Productions Inc	2	\$11,600.00	\$2,500.00	\$4,785.00	21.55%
Animal Legal Defense Fund	Facter Direct Ltd	8	\$9,542.00	(\$6,584.14)	\$6,097.00	-69.00%
Anti-Defamation League of B'nai B'rith	Facter Direct Ltd	1	\$107,499.00	\$4,195.35	\$105,782.00	3.90%
Anti-Defamation League of B'nai B'rith	Facter Direct Ltd	1	\$629,834.00	\$210,243.06	\$388,889.00	33.38%
Arthritis Foundation	Infocision Management Corporation	8	\$637,584.00	\$359,184.00	---	56.34%
Association for Disabled Firefighters Inc	Community Affairs Inc	8	\$177,377.40	\$21,285.29	---	12.00%
Association of Graduates of the U S Military Academy	IDC Ltd	3	\$101,058.00	\$60,485.52	\$778,042.00	59.85%
Association of Graduates of the U S Military Academy	IDC Ltd	3	\$2,775.00	(\$28,765.00)	\$193,985.00	-1036.58%
Association of Retired Firefighters	Safety Publications Inc	8	\$56,180.50	\$11,236.10	---	20.00%
Auburn Police Local #195	Vee Concepts of New York Inc	5	\$83,468.00	\$23,371.04	---	28.00%
B'nai B'rith Foundation of the United States	Facter Direct Ltd	8	\$29,130.00	\$7,958.89	\$21,350.00	27.32%
Badge and Shield Club Inc	Campaign Headquarters Inc	7	\$99,707.00	\$31,906.00	---	32.00%
Bank Street College of Education	Lester Inc	1	\$27,626.00	\$5,743.47	\$20,723.00	20.79%
Barnard College	Lester Inc	1	\$288,760.00	\$236,714.55	\$66,409.00	81.98%
Baruch College Fund	IDC Ltd	1	\$61,432.00	(\$35,535.00)	\$198,044.00	-57.84%

DATA OBTAINED FROM INTERIM AND CLOSING STATEMENTS FILED BY PROFESSIONAL FUND RAISERS

CHARITABLE ORGANIZATION	PROFESSIONAL FUND RAISER	GEO. AREA	GROSS RECEIPTS	NET TO CHARITY	UNCOLLECTED PLEDGES	% TO CHARITY
Batavia Police Benevolent Assn	Niagara Frontier Advertising Associates Inc	7	\$23,875.00	\$8,000.00	---	33.51%
Benevolent & Protective Order of Elks #841-Staten Island	Hill, Allan C Productions Inc	1	\$12,563.00	\$2,000.00	\$5,967.00	15.92%
Benevolent & Protective Order of Elks #841-Staten Island	Hill, Allan C Productions Inc	1	\$14,395.00	\$2,000.00	\$6,169.00	13.89%
Bethlehem Police Benevolent Assn Inc	Nordel Publishing Inc	4	\$71,503.00	\$32,176.00	---	45.00%
Bi-County Services Against Women's & Children's Abuse	Mure Associates Inc	2	\$83,693.60	\$16,738.60	---	20.00%
Big Flats Masonic Lodge #378	Theodore Productions Inc	6	\$19,149.00	\$2,012.66	\$6,348.00	10.51%
Binghamton Police Benevolent Assn	Northeastern Advertising (Morgan, William J)	5	\$81,375.00	\$40,687.50	---	50.00%
Binghamton Police Supervisors Assn Inc	Northeastern Advertising (Morgan, William J)	5	\$42,315.00	\$21,157.50	---	50.00%
Brooklyn Botanic Garden Corporation	ComNet Marketing Group Inc	1	\$11,810.00	\$5,226.00	\$5,325.00	44.25%
Brooklyn College Foundation Inc	Development Center Inc	1	\$119,771.00	\$60,643.00	---	50.63%
Broome County Humane Society and Relief Assn	Hill, Allan C Productions Inc	5	\$209,797.78	\$23,223.00	\$77,597.00	11.07%
Broome County Sheriff's Dept Employees Local #2012 AFSCME AFL-CIO	Stage Door Music Productions Inc	5	\$101,783.00	\$25,445.75	---	25.00%
Buffalo Philharmonic Orchestra Society Inc	NPO Direct Marketing Inc	7	\$766,940.00	\$640,675.00	\$97,659.00	83.54%
Buffalo Police Benevolent Assn Inc	Campaign Headquarters Inc	7	\$240,746.00	\$85,000.00	\$4,815.00	35.31%
Buffalo Police Benevolent Assn Inc	Campaign Headquarters Inc	7	\$105,363.00	\$26,341.00	\$3,161.00	25.00%
Buffalo State College Foundation Inc	Univision Marketing Group Inc	7	\$23,484.00	\$10,435.04	\$18,004.00	44.43%
C S Hawley Chemical Co (Halfmoon Volunteer Fire Co)	Royalty Services Inc	4	\$68,394.00	\$17,098.50	---	25.00%
Cancer Care Inc & the National Cancer Care Foundation	Gelmar Ltd	1	\$112,679.00	\$28,170.00	---	25.00%
Cancer Fund of America Inc	Bee LC	8	\$37,717.00	\$3,771.70	\$169,700.00	10.00%
Cancer Fund of America Inc	Bristol Marketing Associates Inc	8	\$103,420.00	\$12,927.16	\$181,542.00	12.50%
Cancer Fund of America Inc	Civic Development Group LLC	8	\$3,116,888.00	\$377,705.00	---	12.12%
Cancer Fund of America Inc	Non-Profit Telemedia Inc	8	\$586,453.00	\$76,240.00	---	13.00%

DATA OBTAINED FROM INTERIM AND CLOSING STATEMENTS FILED BY PROFESSIONAL FUND RAISERS

CHARITABLE ORGANIZATION	PROFESSIONAL FUND RAISER	GEO. AREA	GROSS RECEIPTS	NET TO CHARITY	UNCOLLECTED PLEDGES	% TO CHARITY
Canton Police Assn	TCI America Inc	5	\$23,392.00	\$6,621.00	---	28.30%
Carnegie Hall Society Inc	MSGI Direct Inc	1	\$2,299,775.00	\$1,705,107.00	---	74.14%
Cattaraugus County Sheriff's Employees Benevolent Assn	Colonial Program Corporation	7	\$45,401.03	\$16,000.00	\$1,500.00	35.24%
Cayuga Club PBA of the Town of Lancaster Police Dept	Niagara Frontier Advertising Associates Inc	7	\$25,780.00	\$13,000.00	---	50.43%
Cayuga County Deputy Sheriff's Benevolent Assn	Event Marketing (Narde, James E)	5	\$28,550.00	\$10,849.00	\$500.00	38.00%
Centennial Hose Co #4 Inc	Spotlight Music Productions Inc	3	\$33,005.00	\$6,601.00	---	20.00%
Center for Food Safety	MSGI Direct Inc	8	\$43,337.00	(\$9,100.00)	\$19,653.00	-21.00%
Center for Marine Conservation Inc	Share Group Inc	8	\$92,151.00	\$29,999.00	---	32.55%
Central New York Firemen's Assn Inc	Upstate Telemarketing Inc	5	\$69,234.00	\$22,270.00	---	32.17%
Chautauqua County Sheriffs Employees Assn Inc	Colonial Program Corporation	7	\$67,710.00	\$20,000.00	\$1,900.00	29.54%
Chautauqua County Volunteer Firemen's Fraternity Inc	National Benefit Company	7	\$37,505.00	\$9,376.25	---	25.00%
Cheektowaga Police Captains and Lieutenants Assn Inc	Niagara Frontier Advertising Associates Inc	7	\$30,875.00	\$18,000.00	---	58.30%
Cheektowaga Police Club Inc	Niagara Frontier Advertising Associates Inc	7	\$46,865.00	\$13,850.00	---	29.55%
Chemung County Corrections Officers Local #3978	Vee Concepts of New York Inc	6	\$62,917.00	\$20,762.61	---	33.00%
Chemung County Deputy Sheriffs Assn	Event Marketing (Narde, James E)	6	\$30,060.00	\$12,625.20	\$700.00	42.00%
Chenango County Deputy Sheriff's Assn	Event Marketing (Narde, James E)	5	\$43,152.50	\$15,103.37	\$500.00	35.00%
Childhood Leukemia Foundation Inc	LAS LLC	8	\$1,439,048.00	\$265,000.00	---	18.42%
Children's Charity Fund Inc	All Star Productions (Messmore, Barbara)	8	\$9,023.00	\$1,804.60	\$5,077.00	20.00%
Children's Charity Fund Inc	Civic Development Group LLC	8	\$1,419,121.00	\$198,677.00	---	14.00%
Children's Defense Fund Action Council	Integral Resources Inc	8	\$568,798.08	\$250,233.38	\$35,209.04	43.99%
Children's Hospital Medical Center Foundation	Telesystems Marketing Inc	8	\$2,954.00	\$886.20	---	30.00%
Children's Wish Foundation International Inc	Heritage Company Inc (The)	8	\$3,496,991.18	\$842,988.58	---	24.11%
Children's Wish Foundation International Inc	Reese Brothers Inc	8	\$9,116,884.00	\$1,929,358.00	\$5,452,878.00	21.16%

DATA OBTAINED FROM INTERIM AND CLOSING STATEMENTS FILED BY PROFESSIONAL FUND RAISERS

CHARITABLE ORGANIZATION	PROFESSIONAL FUND RAISER	GEO. AREA	GROSS RECEIPTS	NET TO CHARITY	UNCOLLECTED PLEDGES	% TO CHARITY
Christian Advocates Serving Evangelism	Infocision Management Corporation	8	\$2,899,629.00	\$411,158.00	---	14.18%
Christian Appalachian Project Inc	Public Interest Communications Inc	8	\$1,445,704.00	\$1,329,551.48	\$116,296.00	91.97%
Christian Blind Mission International	Regency Communications Inc	8	\$14,646.00	\$7,619.75	---	52.03%
Christian Coalition of America Inc	Infocision Management Corporation	8	\$3,144,423.07	\$970,500.00	---	30.86%
Christian Research Institute Inc	MDS Communications Corporation	8	\$706,234.00	\$476,975.00	---	67.54%
Cicero Police Benevolent Assn Inc	TD Marketing Inc	5	\$89,389.00	\$40,328.05	---	45.12%
Citizens Against Government Waste	Facter Direct Ltd	8	\$49,331.00	\$2,501.36	\$67,923.00	5.07%
Citizens Against Government Waste	Facter Direct Ltd	8	\$70,333.00	\$8,224.00	\$72,996.00	11.69%
City of Tonawanda Frontier Police Club	Niagara Frontier Advertising Associates Inc	7	\$17,832.50	\$9,000.00	---	50.47%
City of White Plains Police Benevolent Assn	Gotham Productions Inc	3	\$44,846.00	\$12,107.07	---	27.00%
Citymeals-on-Wheels	Share Group Inc	1	\$38,367.72	\$23,964.72	---	62.46%
Clinton Lodge 155 F & AM	Royalty Services Inc	4	\$7,499.00	\$1,874.75	---	25.00%
Co-op America Foundation Inc	Share Group Inc	8	\$102,141.00	\$17,561.00	---	17.19%
Coalition Against Breast Cancer Inc	All Star Productions (Messmore, Barbara)	2	\$56,005.00	\$14,001.25	\$30,480.00	25.00%
Coalition Against Breast Cancer Inc	National Promotional Services Inc	2	\$314,135.00	\$54,543.00	---	17.36%
Cohoes Police Officers Union Inc	Stage Door Music Productions Inc	4	\$67,856.00	\$14,928.32	---	22.00%
College Foundation at Delhi Inc	Lester Inc	3	\$33,848.00	\$11,451.90	\$23,873.00	33.83%
Colonial Williamsburg Foundation	Facter Direct Ltd	8	\$330,510.00	\$143,009.67	\$214,556.00	43.27%
Colonie Police Benevolent Assn Inc	Nordel Publishing Inc	4	\$107,988.00	\$39,557.51	---	36.63%
Columbia County Correction Officer's Local #3828	Stage Door Music Productions Inc	4	\$74,073.00	\$18,518.25	---	25.00%
Columbia County Deputy Sheriff's Benevolent Assn Inc	Spotlight Music Productions Inc	4	\$50,658.00	\$14,000.00	---	27.64%
Columbian Hose Company #1 Inc	Spotlight Music Productions Inc	3	\$26,659.00	\$5,500.00	---	20.63%
Comic Relief	Public Interest Communications Inc	8	\$679,288.00	\$444,190.50	\$237,340.00	65.39%

DATA OBTAINED FROM INTERIM AND CLOSING STATEMENTS FILED BY PROFESSIONAL FUND RAISERS

CHARITABLE ORGANIZATION	PROFESSIONAL FUND RAISER	GEO. AREA	GROSS RECEIPTS	NET TO CHARITY	UNCOLLECTED PLEDGES	% TO CHARITY
Committee for Missing Children Inc	LAS LLC	8	\$2,271,442.00	\$204,349.00	---	9.00%
Common Cause	Facter Direct Ltd	8	\$176,697.00	\$5,708.70	\$123,331.00	3.23%
Common Cause	Harris O'Malley Marketing Inc	8	\$24,249.00	\$0.00	\$18,050.00	0.00%
Common Cause	Public Interest Communications Inc	8	\$209,254.00	\$34,296.56	\$33,034.00	16.39%
Common Cause	Share Group Inc	8	\$155,380.00	\$75,380.00	---	48.51%
Common Cause	Telefund Inc	8	\$34,652.05	\$0.00	---	0.00%
Concerned Women for America	MDS Communications Corporation	8	\$1,879,463.00	\$62,093.00	\$1,510,563.00	3.30%
Consumers Union of United States Inc	Lester Inc	3	\$572,131.00	\$315,859.00	\$178,531.00	55.21%
Cooper Union for the Advancement of Science & Art	Development Center Inc	1	\$6,024.00	\$147.00	\$2,805.00	2.44%
Cornerstone Soup Kitchen & Food Pantry Inc	Royalty Services Inc	4	\$97,504.00	\$29,251.20	---	30.00%
Correction Officers Benevolent Assn of Rockland County	National Benefit Company	3	\$107,285.00	\$32,402.85	---	30.20%
Cortland County Deputy Sheriff's Benevolent Assn	Municipal Marketing (Blaine, Kim E)	5	\$59,967.00	\$17,989.60	---	30.00%
Covenant House	Share Group Inc	1	\$324,870.00	\$55,892.00	\$241,842.00	17.20%
Croton Police Assn	Community Services Inc	3	\$38,957.00	\$14,577.70	---	37.42%
Crystal City Police Benevolent Assn Inc	Vee Concepts of New York Inc	6	\$71,424.00	\$26,426.88	---	37.00%
Cyprus Temple of the A A O N M S of Albany New York	Royalty Services Inc	4	\$158,339.00	\$47,500.00	---	30.00%
Cyprus Temple of the A A O N M S of Albany New York	Royalty Services Inc	4	\$15,841.00	\$12,500.00	---	78.91%
Deafness Research Foundation	Public Interest Communications Inc	1	\$25,050.00	\$8,502.31	\$2,221.00	33.94%
Defeat Diabetes Foundation Inc	All Star Productions (Messmore, Barbara)	8	\$45,517.00	\$11,379.25	\$26,639.00	25.00%
Defeat Diabetes Foundation Inc	National Promotional Services Inc	8	\$32,689.33	\$6,537.87	---	20.00%
Defeat Diabetes Foundation Inc	Standard Inc (The)	8	\$17,305.50	\$3,461.10	---	20.00%
Defenders of Wildlife Inc	Harris O'Malley Marketing Inc	8	\$15,222.00	\$0.00	---	0.00%
Defenders of Wildlife Inc	Public Interest Communications Inc	8	\$735,719.91	\$265,991.05	\$196,534.09	36.15%

DATA OBTAINED FROM INTERIM AND CLOSING STATEMENTS FILED BY PROFESSIONAL FUND RAISERS

CHARITABLE ORGANIZATION	PROFESSIONAL FUND RAISER	GEO. AREA	GROSS RECEIPTS	NET TO CHARITY	UNCOLLECTED PLEDGES	% TO CHARITY
Depew Police Benevolent Assn Inc	Niagara Frontier Advertising Associates Inc	7	\$27,090.00	\$16,000.00	---	59.06%
Disabled Children's Relief Fund Inc	Suffolk Productions Inc	2	\$20,411.00	\$5,103.00	---	25.00%
Disabled Veterans Associations	Civic Development Group LLC	8	\$1,685,981.00	\$250,000.00	---	14.83%
Disabled Veterans of America Inc-PFC Salvatore J Armato	National Promotional Services Inc	2	\$14,977.00	\$2,995.40	---	20.00%
Doctors Without Borders USA Inc	Harris O'Malley Marketing Inc	1	\$121,340.34	\$34,057.69	\$18,369.66	28.07%
Earthjustice Legal Defense Fund	Telefund Inc	8	\$49,316.92	\$0.00	---	0.00%
East Fishkill Police Benevolent Assn	Spotlight Music Productions Inc	3	\$36,911.00	\$8,000.00	---	21.67%
East Syracuse Police Benevolent Association	Stage Door Music Productions Inc	5	\$55,116.75	\$11,023.35	---	20.00%
Eastchester Police Benevolent Assn	JNK Enterprises Inc	3	\$61,270.00	\$18,381.00	---	30.00%
Educational Broadcasting Corporation	Adams, Hussey & Associates Inc	1	\$1,631,600.00	\$761,578.00	---	46.68%
Educational Broadcasting Corporation	Optima Direct Inc	1	\$1,519,107.00	\$847,540.00	---	55.79%
Elmira Auxiliary and Emergency Assistance Force Inc	Twin Tier Marketing (Paulo, Emen Albert)	6	\$8,045.00	\$2,815.75	---	35.00%
Elmira Heights Police Benevolent Assn Inc	Event Marketing (Narde, James E)	6	\$24,490.00	\$8,571.50	\$500.00	35.00%
Elmira Police Benevolent Assn	Event Marketing (Narde, James E)	6	\$66,680.00	\$30,006.00	\$500.00	45.00%
Empire State Association of the Deaf Inc	Heritage Company Inc (The)	7	\$15,135.00	\$11,500.00	---	75.98%
Empire State College Foundation	Lester Inc	4	\$71,977.00	\$42,139.23	---	58.55%
Employee's Union Tompkins County Sheriff Dept	Northeastern Advertising (Morgan, William J)	5	\$70,837.50	\$35,418.75	---	50.00%
Enlisted Association of the New York National Guard	Heritage Company Inc (The)	4	\$38,293.00	\$16,239.06	---	42.41%
Environmental Defense Inc	Facter Direct Ltd	1	\$21,631.92	(\$31,823.66)	---	-147.11%
Environmental Defense Inc	Harris O'Malley Marketing Inc	1	\$67,441.00	\$0.00	\$49,124.00	0.00%
Environmental Defense Inc	Share Group Inc	1	\$317,985.00	\$182,800.00	---	57.49%
Epilepsy Foundation	Infocision Management Corporation	8	\$7,975.00	\$0.00	---	0.00%
Erie County Association of Chiefs of Police Inc	Campaign Headquarters Inc	7	\$97,303.00	\$14,000.00	---	14.39%

DATA OBTAINED FROM INTERIM AND CLOSING STATEMENTS FILED BY PROFESSIONAL FUND RAISERS

CHARITABLE ORGANIZATION	PROFESSIONAL FUND RAISER	GEO. AREA	GROSS RECEIPTS	NET TO CHARITY	UNCOLLECTED PLEDGES	% TO CHARITY
Farm Aid Inc	Share Group Inc	8	\$27,687.00	\$6,771.00	---	24.46%
Farm Sanctuary Inc	Harris O'Malley Marketing Inc	6	\$19,854.00	\$0.00	\$18,972.00	0.00%
Field Museum of Natural History	MSGI Direct Inc	8	\$246,870.00	\$116,452.00	\$78,216.00	47.17%
Fire Victims Charitable Foundation Inc	Civic Development Group LLC	8	\$2,866,598.00	\$458,656.00	---	16.00%
Fondest Wish Foundation Inc	All Star Productions (Messmore, Barbara)	8	\$26,611.00	\$5,322.20	\$20,139.00	20.00%
Fondest Wish Foundation Inc	D T Y Marketing (Card, Charles D)	8	\$35,426.50	\$7,085.30	---	20.00%
Fondest Wish Foundation Inc	National Promotional Services Inc	8	\$193,989.54	\$35,232.26	---	18.16%
Food for the Hungry Inc	MDS Communications Corporation	8	\$330,826.00	\$228,059.00	\$98,113.00	68.94%
Food for the Poor Inc	Infocision Management Corporation	8	\$2,424,349.33	\$1,980,650.33	---	81.70%
Food Pantries for the Capital District Inc	Capital District Callers Inc	4	\$266,229.00	\$141,101.37	---	53.00%
Foundation for National Progress	Telefund Inc	8	\$155,344.00	\$89,329.19	\$41,756.00	57.50%
Franklin County Association of Senior Citizens Inc	Badge Publications	4	\$33,601.20	\$7,203.65	---	21.44%
Fraternal Order of New York State Troopers Inc	All-Pro Telemarketing Associates Corp	3	\$1,176,922.80	\$175,737.74	\$2,285,000.00	14.93%
Fraternal Order of Police Broome County Lodge #99	Northeastern Advertising (Morgan, William J)	5	\$11,180.00	\$5,590.00	---	50.00%
Fraternal Order of Police Empire State Lodge Inc	Civic Development Group LLC	2	\$2,340,784.00	\$504,550.00	\$3,225,914.00	21.55%
Fraternal Order of Police Oswego County-NYS Lodge #1	National Benefit Company	5	\$82,825.00	\$20,706.25	---	25.00%
Freeport Police Benevolent Assn	Tan Productions Inc	2	\$15,730.00	\$7,865.00	---	50.00%
Friends of the National Parks at Gettysburg Inc	Aria Communications Corporation	8	\$57,586.16	\$5,547.55	\$72,168.84	9.63%
Fulton Police Benevolent Assn	Badge Publications	5	\$44,205.00	\$15,471.75	---	35.00%
George Eastman House	Telecomp Inc	6	\$14,298.46	(\$4,128.00)	\$5,214.00	-28.87%
Glenville Police Benevolent Assn	Nordel Publishing Inc	4	\$47,896.00	\$14,369.00	---	30.00%
God's Love We Deliver Inc	Share Group Inc	1	\$65,258.00	\$33,244.37	---	50.94%
Greece Police Gumshoe Benevolent Assn Inc	Stage Door Music Productions Inc	6	\$74,349.00	\$18,587.25	---	25.00%

DATA OBTAINED FROM INTERIM AND CLOSING STATEMENTS FILED BY PROFESSIONAL FUND RAISERS

CHARITABLE ORGANIZATION	PROFESSIONAL FUND RAISER	GEO. AREA	GROSS RECEIPTS	NET TO CHARITY	UNCOLLECTED PLEDGES	% TO CHARITY
Greenburgh Uniformed Firefighters Assn Inc	S&M Enterprises Inc	3	\$67,765.00	\$20,329.50	---	30.00%
Greenpeace Inc	Facter Direct Ltd	8	\$85,561.00	\$20,169.57	\$34,421.00	23.57%
H W Rogers Hose Company #2	Stage Door Music Productions Inc	4	\$28,686.50	\$3,473.67	---	12.11%
Handgun Control Inc	Public Interest Communications Inc	8	\$865,174.69	\$376,005.54	\$153,223.30	43.46%
Heart Support of America Inc	Bee LC	8	\$14,192.00	\$4,897.47	\$66,773.00	34.51%
Heart Support of America Inc	Non-Profit Telemedia Inc	8	\$480,165.50	\$57,619.86	\$592,502.50	12.00%
Hempstead Police Benevolent Assn Inc	Island Marketing Concepts Inc	2	\$257,992.30	\$62,098.01	---	24.07%
Heritage Foundation Inc (DC)	Facter Direct Ltd	8	\$804,040.00	\$260,876.68	\$384,757.00	32.45%
Herkimer County Deputy Sheriff's Assn	Royalty Services Inc	5	\$16,779.00	\$7,500.00	---	44.70%
Herkimer County Volunteer Fire Police Assn Inc	Tagger Communications Inc	5	\$37,114.57	\$9,781.87	---	26.36%
Holt International Children's Service Inc	MDS Communications Corporation	8	\$22,189.00	\$14,264.00	\$5,216.00	64.28%
Horseheads Police Benevolent Assn	Event Marketing (Narde, James E)	6	\$40,000.00	\$18,000.00	\$500.00	45.00%
Hudson Falls Police Benevolent Assn	Royalty Services Inc	4	\$22,607.00	\$7,500.00	---	33.18%
Hudson Police Benevolent Assn	TCI America Inc	4	\$14,087.00	\$2,817.00	---	20.00%
Human Rights Campaign Inc	Angeles Communications LLC	8	\$180,762.00	\$95,100.00	\$37,492.00	52.61%
Human Rights Campaign Inc	Aria Communications Corporation	8	\$198,288.74	\$78,979.24	\$34,992.13	39.83%
Human Rights Campaign Inc	Share Group Inc	8	\$963,742.00	\$438,004.00	---	45.45%
Human Rights Campaign Inc	Telefund Inc	8	\$379,866.00	\$40,089.90	---	10.55%
Humane Society of Central Delaware County	Municipal Marketing (Blaine, Kim E)	3	\$25,208.50	\$3,025.01	---	12.00%
Humane Society of the United States Inc	Share Group Inc	8	\$1,083,871.00	\$16,543.00	---	1.53%
Hunger Action Network of New York State	Capital District Callers Inc	4	\$135,879.00	\$67,939.50	---	50.00%
Hunter College Foundation Inc	Development Center Inc	1	\$380,843.00	\$322,597.00	---	84.71%
Interfaith Alliance Inc	Share Group Inc	8	\$197,179.00	\$93,937.00	---	47.64%

DATA OBTAINED FROM INTERIM AND CLOSING STATEMENTS FILED BY PROFESSIONAL FUND RAISERS

CHARITABLE ORGANIZATION	PROFESSIONAL FUND RAISER	GEO. AREA	GROSS RECEIPTS	NET TO CHARITY	UNCOLLECTED PLEDGES	% TO CHARITY
International Center for the Search & Recovery of Missing Children Inc	All Star Productions (Messmore, Barbara)	8	\$8,211.00	\$1,642.20	\$9,309.00	20.00%
International Center for the Search & Recovery of Missing Children Inc	Standard Inc (The)	8	\$16,196.50	\$2,915.37	---	18.00%
International Christian Media	Regency Communications Inc	8	\$61,847.90	\$0.00	\$51,317.10	0.00%
International Christian Media	Tele-Data Services Inc	8	\$121,166.48	\$31,122.17	\$109,752.92	25.69%
International Fund for Animal Welfare Inc	Facter Direct Ltd	8	\$22,874.00	(\$3,797.00)	---	-16.60%
International Union of Police Associations AFL-CIO	LAS LLC	8	\$3,550,381.00	\$580,830.00	---	16.36%
Jaycees-New York State Inc	Marketing Squad Inc	5	\$248,770.00	\$37,316.00	---	15.00%
John E Creedon Police Benevolent Assn	Municipal Marketing (Blaine, Kim E)	5	\$155,845.00	\$54,991.00	---	35.29%
Johnstown Police Benevolent Assn	Gotham Productions Inc	4	\$46,016.83	\$12,098.00	---	26.29%
Junior Police Academy	All-Pro Telemarketing Associates Corp	8	\$755,851.00	\$67,972.50	\$670,000.00	8.99%
Junior Police Academy	TCB Enterprises Inc	8	\$93,142.00	\$13,971.30	\$13,000.00	15.00%
Kamp Koinonia Inc	Profunra (Sheehan, Lynda Ann)	6	\$31,185.00	\$5,302.00	---	17.00%
Kenmore Club Police Benevolent Assn Inc	Niagara Frontier Advertising Associates Inc	7	\$19,906.08	\$14,500.00	---	72.84%
Kidwish USA Inc	Profunra (Sheehan, Lynda Ann)	2	\$37,870.00	\$4,849.00	---	12.80%
Kidwish USA Inc	Suffolk Productions Inc	2	\$129,082.00	\$32,271.00	---	25.00%
Kingston Police Benevolent Assn	Gotham Productions Inc	3	\$66,513.00	\$16,628.25	---	25.00%
Kiwanis Club of the Tonawandas Inc	Standard Inc (The)	7	\$46,196.50	\$6,929.47	---	15.00%
Kiwanis Club-Farmingdale	Hill, Allan C Productions Inc	2	\$15,775.00	\$2,000.00	\$3,680.00	12.68%
Kiwanis Club-Glen Lake	Young Productions (Young-Wolff, Mary B)	4	\$9,972.00	\$1,533.44	\$2,329.00	15.38%
Kiwanis Club-Glen Lake	Young Productions (Young-Wolff, Mary B)	4	\$10,837.00	\$2,167.40	\$3,006.00	20.00%
Kiwanis Club-Rochester NY Inc	Marketing Squad Inc	6	\$124,445.00	\$31,111.00	---	25.00%

DATA OBTAINED FROM INTERIM AND CLOSING STATEMENTS FILED BY PROFESSIONAL FUND RAISERS

CHARITABLE ORGANIZATION	PROFESSIONAL FUND RAISER	GEO. AREA	GROSS RECEIPTS	NET TO CHARITY	UNCOLLECTED PLEDGES	% TO CHARITY
Kiwanis Club-Saratoga Springs	Royalty Services Inc	4	\$22,691.00	\$5,672.75	---	25.00%
Kiwanis Club-Southwest Rochester	Monroe Civic Assistance (Boyd, Rodney)	6	\$32,447.00	\$10,383.04	\$2,000.00	32.00%
Kiwanis Club-Willistons Foundation Inc	Hill, Allan C Productions Inc	2	\$12,720.00	\$2,000.00	\$4,755.00	15.72%
Knights of Columbus-Msgr Delaney Council #5983	National Promotional Services Inc	2	\$75,235.00	\$18,808.75	---	25.00%
Knights of Columbus-Pope Pius XII	National Promotional Services Inc	2	\$6,614.00	\$960.00	---	14.51%
Korean War Veterans Association-Adirondack Chapter	Royalty Services Inc	4	\$25,158.00	\$6,289.50	---	25.00%
Lancaster Village Police Club	Campaign Headquarters Inc	7	\$28,136.00	\$9,000.00	---	31.99%
League of Women Voters of the United States	Angeles Communications LLC	8	\$167,492.00	\$105,508.00	\$16,044.00	62.99%
League of Women Voters of the United States	Share Group Inc	8	\$116,145.00	\$48,437.00	---	41.70%
Life Issues Institute Inc	MDS Communications Corporation	8	\$154,183.00	\$89,940.00	\$53,454.00	58.33%
Lincoln Center for the Performing Arts Inc	Market Access Inc	1	\$526,935.00	\$367,526.00	\$1,745.00	69.75%
Lions Club-Port Chester	All-Pro Telemarketing Associates Corp	3	\$3,633.00	\$560.90	\$2,400.00	15.44%
Liverpool Police Benevolent Assn	Upstate Telemarketing Inc	5	\$42,282.00	\$14,798.00	---	35.00%
Long Beach Police Benevolent Assn	Suffolk Productions Inc	2	\$49,709.00	\$19,884.00	---	40.00%
Long Island Coalition for Life Inc	MDS Communications Corporation	2	\$27,988.00	\$14,542.00	\$9,467.00	51.96%
Long Island Educational TV Council Inc (WLIW)	Ruffalo Cody & Associates	2	\$98,395.00	\$4,923.54	---	5.00%
Long Island Federation for the Elimination of Cancer Inc	Gelmar Ltd	2	\$490.00	\$122.50	---	25.00%
Long Island Responds	All Star Productions (Messmore, Barbara)	2	\$23,467.00	\$4,693.40	\$16,733.00	20.00%
Long Island Responds	Mure Associates Inc	2	\$142,495.50	\$14,249.50	---	10.00%
Long Island State Park Police Benevolent Assn	National Promotional Services Inc	2	\$315,557.00	\$75,723.25	---	24.00%
Long Island University	MSGI Direct Inc	2	\$281,948.00	\$131,411.00	---	46.61%
Lynbrook Police Benevolent Assn	Island Marketing Concepts Inc	2	\$55,570.00	\$16,671.00	---	30.00%
Madison County Deputy Sheriffs Assn	Stage Door Music Productions Inc	5	\$62,438.00	\$15,000.00	---	24.02%

DATA OBTAINED FROM INTERIM AND CLOSING STATEMENTS FILED BY PROFESSIONAL FUND RAISERS

CHARITABLE ORGANIZATION	PROFESSIONAL FUND RAISER	GEO. AREA	GROSS RECEIPTS	NET TO CHARITY	UNCOLLECTED PLEDGES	% TO CHARITY
Manhattan Theatre Club Inc	MSGI Direct Inc	1	\$565,969.00	\$398,908.00	\$17,879.00	70.48%
Manor Park Seniors Ltd	National Promotional Services Inc	2	\$194,136.89	\$44,766.22	---	23.06%
Maple City Police Club	Unique Promotions & Advertising	6	\$26,474.00	\$12,750.00	---	48.16%
March of Dimes Birth Defects Foundation	Facter Direct Ltd	3	\$26,269.00	\$7,874.38	\$30,261.00	29.98%
Marine Corps League-Capt William Dale O'Brien Detachment	Capital District Callers Inc	4	\$21,795.00	\$11,115.45	---	51.00%
Marine Corps League-Department of New York	Royalty Services Inc	3	\$7,436.00	\$1,487.20	---	20.00%
Marine Corps League-Electric City Detachment	Capital District Callers Inc	4	\$21,795.00	\$11,115.45	---	51.00%
Marine Corps League-Huntington Long Island Detachment	National Promotional Services Inc	2	\$356,529.50	\$71,305.50	---	20.00%
Marine Corps League-Troy Detachment Inc	Capital District Callers Inc	4	\$21,795.00	\$11,115.45	---	51.00%
Marine Mammal Center	Share Group Inc	8	\$34,463.00	\$11,209.00	---	32.52%
Massachusetts Society for the Prevention of Cruelty to Animals	Share Group Inc	8	\$132,902.61	\$51,034.61	---	38.40%
Masters School	Lester Inc	3	\$21,044.25	\$17,869.16	---	84.91%
Mecca Temple A A O N M S	All-Pro Telemarketing Associates Corp	1	\$61,930.97	\$9,289.65	\$75,700.00	15.00%
Mercy Corps International	MDS Communications Corporation	8	\$363,659.00	\$273,819.00	\$93,221.00	75.30%
Messianic Jewish Alliance of America	Tele-Data Services Inc	8	\$366,390.83	\$19,025.40	\$289,707.42	5.19%
Metropolitan Museum of Art	Facter Direct Ltd	1	\$341,666.00	\$138,941.05	\$192,115.00	40.67%
Metropolitan Police Conference of New York State Inc	Civic Development Group LLC	2	\$513,677.00	\$150,000.00	---	29.20%
Metropolitan Police Conference of New York State Inc	Data Communications Inc	2	\$570,733.00	\$74,157.32	---	12.99%
Metropolitan Police Conference of New York State Inc	Mac Communications (MacDonald, John T)	2	\$197,501.00	\$69,876.38	---	35.38%
Metropolitan Police Conference of New York State Inc	Midwest Publishing-MN Inc	2	\$30,917.53	\$5,379.23	---	17.40%
Metropolitan Police Conference of New York State Inc	Midwest Publishing-OH Inc	2	\$83,306.38	\$14,162.09	---	17.00%

DATA OBTAINED FROM INTERIM AND CLOSING STATEMENTS FILED BY PROFESSIONAL FUND RAISERS

CHARITABLE ORGANIZATION	PROFESSIONAL FUND RAISER	GEO. AREA	GROSS RECEIPTS	NET TO CHARITY	UNCOLLECTED PLEDGES	% TO CHARITY
Middletown Fire Police	Stage Door Music Productions Inc	3	\$24,458.00	\$5,000.00	---	20.44%
Middletown Police Benevolent Assn	Stage Door Music Productions Inc	3	\$73,877.50	\$16,500.00	---	22.33%
Military Order of the Purple Heart Service Foundation	American Trade and Convention Publications Inc	8	\$1,635,353.90	\$175,000.00	---	10.70%
Miracle Flights for Kids	Reese Brothers Inc	8	\$2,584,650.00	\$447,178.00	\$788,200.00	17.30%
Monroe Community College Foundation Inc	Telecomp Inc	6	\$198,934.24	\$157,678.24	\$13,969.00	79.26%
Monroe County Association of Police Chiefs Inc	Niagara Frontier Advertising Associates Inc	6	\$39,350.00	\$12,000.00	---	30.50%
Monroe County Volunteer Firemen's Assn Inc	Marketing Squad Inc	6	\$91,770.00	\$22,943.00	---	25.00%
Monticello Policemen's Benevolent Assn Inc	Mako Enterprises (Grimm, Robert)	3	\$28,732.00	\$10,000.00	---	34.80%
Mothers Against Drunk Driving	Heritage Company Inc (The)	8	\$4,746,529.57	\$2,373,264.79	---	50.00%
Mothers Against Drunk Driving	Heritage Company Inc (The)	8	\$1,222,136.17	\$611,068.09	---	50.00%
Mothers Against Drunk Driving	MDS Communications Corporation	8	\$439,497.00	\$148,826.00	\$246,190.00	33.86%
Mothers Against Drunk Driving	Public Interest Communications Inc	8	\$536,148.19	\$361,222.75	---	67.37%
Mountain Lake Public Telecommunications Council Inc (WCPE)	ComNet Marketing Group Inc	4	\$66,500.00	\$38,871.00	\$39,744.00	58.45%
Mt Kisco Police Benevolent Assn	S&M Enterprises Inc	3	\$86,275.00	\$28,470.50	---	33.00%
Mt Pleasant Police Benevolent Assn	S&M Enterprises Inc	3	\$49,240.00	\$14,772.00	---	30.00%
Mt Vernon Police Assn	S&M Enterprises Inc	3	\$78,380.00	\$21,554.50	\$20.00	27.50%
Multiple Sclerosis Association of America	Americom Group Inc	8	\$496,771.00	\$109,297.00	---	22.00%
Multiple Sclerosis Association of America	Heritage Company Inc (The)	8	\$3,547,221.94	\$673,972.17	---	19.00%
Multiple Sclerosis Foundation Inc	Bristol Marketing Associates Inc	8	\$42,215.00	\$12,664.50	\$43,913.00	30.00%
Museum of Fine Arts	Share Group Inc	8	\$168,474.00	\$85,822.00	---	50.94%
N A A C P-Oneida County	Roberts, Mary Jane	5	\$4,001.00	\$1,200.30	---	30.00%
N Y S Park Police P B A Inc	All-Pro Telemarketing Associates Corp	2	\$203,459.50	\$30,550.43	\$248,500.00	15.02%

DATA OBTAINED FROM INTERIM AND CLOSING STATEMENTS FILED BY PROFESSIONAL FUND RAISERS

CHARITABLE ORGANIZATION	PROFESSIONAL FUND RAISER	GEO. AREA	GROSS RECEIPTS	NET TO CHARITY	UNCOLLECTED PLEDGES	% TO CHARITY
N Y S Park Police P B A Inc	Northeastern Advertising (Morgan, William J)	2	\$48,590.00	\$17,006.50	---	35.00%
N Y S Park Police P B A Inc	Suffolk Productions Inc	2	\$141,627.00	\$35,407.00	---	25.00%
N Y S T Benefit Fund Inc	Trooper Publications of New York Inc	4	\$956,518.00	\$291,740.00	---	30.50%
Narcotic Enforcement Officers Assn Inc	Civic Development Group LLC	4	\$454,678.00	\$106,000.00	\$339,160.00	23.31%
Nassau Police Conference Inc	Island Marketing Concepts Inc	2	\$471,135.50	\$129,220.00	---	27.43%
Nation's Missing Children Organization Inc	Integral Resources Inc	8	\$331,389.56	\$43,166.64	\$239,571.53	13.03%
Nation's Missing Children Organization Inc	Nationwide Fundraisers Inc	8	\$94,586.00	\$18,917.20	\$61,110.00	20.00%
National Abortion & Reproductive Rights Action League	Facter Direct Ltd	8	\$293,490.00	\$60,784.14	\$300,164.00	20.71%
National Abortion & Reproductive Rights Action League	Facter Direct Ltd	8	\$980,443.00	\$468,289.44	\$533,842.00	47.76%
National Abortion & Reproductive Rights Action League	Gordon & Schwenkmeyer Inc	8	\$174,465.53	\$0.00	\$8,532.00	0.00%
National Abortion & Reproductive Rights Action League	Outreach Center Inc (Direct Advantage Marketing)	8	\$108,396.00	\$58,043.25	---	53.55%
National Abortion & Reproductive Rights Action League	Share Group Inc	8	\$2,063,532.00	\$1,229,795.00	---	59.60%
National Association for the Terminally Ill	Non-Profit Telemedia Inc	8	\$60,406.50	\$4,663.25	\$36,246.50	7.72%
National Association of Police Athletic Leagues	American Trade and Convention Publications Inc	8	\$1,479,920.69	\$100,000.00	---	6.76%
National Association of Veteran Police Officers	TCB Enterprises Inc	8	\$132,244.00	\$19,836.60	\$17,500.00	15.00%
National Audubon Society Inc	Public Interest Communications Inc	1	\$363,974.00	\$135,773.00	\$53,131.00	37.30%
National Caregiving Foundation	Reese Brothers Inc	8	\$3,899,546.00	\$848,251.00	\$2,071,990.00	21.75%
National Center for Lesbian Rights	Aria Communications Corporation	8	\$14,160.00	\$4,420.75	\$6,235.00	31.22%
National Children's Cancer Society Inc	Heritage Company Inc (The)	8	\$1,685,006.89	\$722,060.50	---	42.85%
National Coalition for Homeless Veterans	Gordon & Schwenkmeyer Inc	8	\$270,078.99	\$105,088.54	\$9,889.00	38.91%
National Coalition for the Homeless Inc	Gordon & Schwenkmeyer Inc	8	\$73,838.20	\$27,000.00	\$320.00	36.57%
National Easter Seal Society Inc	Infocision Management Corporation	8	\$569,579.29	\$3,477.46	---	0.61%
National Environmental Policy and Law Center Inc	Telefund Inc	8	\$117,956.00	\$68,948.84	---	58.45%

DATA OBTAINED FROM INTERIM AND CLOSING STATEMENTS FILED BY PROFESSIONAL FUND RAISERS

CHARITABLE ORGANIZATION	PROFESSIONAL FUND RAISER	GEO. AREA	GROSS RECEIPTS	NET TO CHARITY	UNCOLLECTED PLEDGES	% TO CHARITY
National Federation of the Blind of New York State Inc	Capital District Callers Inc	1	\$157,065.00	\$31,413.00	---	20.00%
National Foundation for Cancer Research	Share Group Inc	8	\$15,527.00	\$1,173.50	---	7.56%
National Gay and Lesbian Task Force Foundation	Share Group Inc	8	\$222,410.00	\$89,435.00	---	40.21%
National Law Enforcement Sports Federation Ltd Inc	LAS LLC	8	\$1,654,668.00	\$178,846.00	---	10.81%
National Museum of Women in the Arts	Share Group Inc	8	\$52,939.00	\$28,131.00	---	53.14%
National Parks Conservation Assn	Outreach Center Inc (Direct Advantage Marketing)	8	\$186,820.00	\$128,976.30	---	69.04%
National Parks Conservation Assn	Share Group Inc	8	\$354,236.00	\$209,388.00	---	59.11%
National Parks Conservation Assn	Telefund Inc	8	\$82,508.00	\$9,426.25	---	11.42%
National Partnership for Women & Families Inc	Smith Company (The)	8	\$10,010.00	\$7,908.74	---	79.01%
National Police Defense Foundation Inc	Griffin Marketing LLC	2	\$9,630.00	\$1,926.00	\$4,000.00	20.00%
National Police Defense Foundation Inc	National Promotional Services Inc	2	\$165,898.98	\$33,179.80	---	20.00%
National Right to Life Committee Inc	Infocision Management Corporation	8	\$1,742,540.87	\$1,056,335.58	---	60.62%
National Right to Life Committee Inc	MDS Communications Corporation	8	\$4,296,274.00	\$776,398.00	---	18.07%
National S A F E Home Foundation Inc	Non-Profit Telemedia Inc	7	\$493,933.64	\$64,211.37	\$524,084.36	13.00%
National Trust for Historic Preservation in the U S	Facter Direct Ltd	8	\$18,195.00	\$4,499.64	\$8,616.00	24.73%
National Trust for Historic Preservation in the U S	Facter Direct Ltd	8	\$196,390.00	\$69,302.34	\$71,218.00	35.29%
National Trust for Historic Preservation in the U S	Share Group Inc	8	\$1,392,546.00	\$995,104.52	\$34,496.00	71.46%
National Veterans Service Fund Inc	National Promotional Services Inc	8	\$70,450.50	\$14,089.60	---	20.00%
National Wildlife Federation	Infocision Management Corporation	8	\$669,292.00	\$301,182.00	---	45.00%
National Wildlife Federation	Public Interest Communications Inc	8	\$383,224.00	\$259,270.86	---	67.66%
National Wildlife Federation	Share Group Inc	8	\$515,515.00	\$160,933.65	---	31.22%
Natural Resources Defense Council Inc	Facter Direct Ltd	1	\$464,186.00	\$208,156.48	\$135,871.00	44.84%
Natural Resources Defense Council Inc	Harris O'Malley Marketing Inc	1	\$171,980.14	\$100,000.00	---	58.15%

DATA OBTAINED FROM INTERIM AND CLOSING STATEMENTS FILED BY PROFESSIONAL FUND RAISERS

CHARITABLE ORGANIZATION	PROFESSIONAL FUND RAISER	GEO. AREA	GROSS RECEIPTS	NET TO CHARITY	UNCOLLECTED PLEDGES	% TO CHARITY
Nature Conservancy	Angeles Communications LLC	8	\$386,558.00	\$22,888.00	\$112,732.00	5.92%
Nature Conservancy	Public Interest Communications Inc	8	\$100,983.00	\$32,149.93	\$61,351.00	31.84%
Nazareth College	Telecomp Inc	6	\$12,566.00	(\$6,169.00)	\$5,735.00	-49.09%
New York AMVETS Inc	American Trade and Convention Publications Inc	2	\$358,344.76	\$16,000.00	---	4.47%
New York and Presbyterian Hospital	IDC Ltd	1	\$797,036.00	\$623,694.00	\$1,138,987.00	78.25%
New York Botanical Garden	ComNet Marketing Group Inc	1	\$8,565.00	(\$1,857.00)	\$10,830.00	-21.68%
New York Cares Inc	Gordon & Schwenkmeyer Inc	1	\$232,522.25	\$111,341.65	\$27,482.00	47.88%
New York City Ballet Inc	MSGI Direct Inc	1	\$738,526.00	\$521,686.00	\$32,873.00	70.64%
New York Firefighters Foundation Inc	Community Affairs Inc	8	\$339,299.93	\$33,930.00	---	10.00%
New York Firefighters Foundation Inc	Mac Communications (MacDonald, John T)	8	\$14,415.00	\$1,441.50	\$112.00	10.00%
New York Firefighters Foundation Inc	New Liberty Promotions Inc	8	\$210,525.00	\$21,052.50	---	10.00%
New York Firefighters Foundation Inc	TCB Enterprises Inc	8	\$3,955.00	\$395.50	\$1,200.00	10.00%
New York Firefighters Foundation Inc	Whiterock Marketing Group Inc	8	\$157,782.00	\$15,777.48	\$184,958.00	10.00%
New York Institute of Technology	DirectLine Technologies Inc	2	\$23,932.00	(\$20,068.00)	\$21,039.00	-83.85%
New York Institute of Technology	DirectLine Technologies Inc	2	\$21,451.00	(\$12,549.00)	\$23,522.00	-58.50%
New York Police and Peace Officers Assn Inc	Mac Communications (MacDonald, John T)	3	\$161,168.00	\$48,337.12	---	29.99%
New York Police and Peace Officers Assn Inc	Terry Dee Productions Inc	3	\$154,882.00	\$46,465.00	---	30.00%
New York Police Scholarship Foundation	Griffin Marketing LLC	8	\$18,050.00	\$1,805.00	\$6,000.00	10.00%
New York Police Scholarship Foundation	New Liberty Promotions Inc	8	\$157,561.00	\$15,756.10	---	10.00%
New York Police Scholarship Foundation	TCB Enterprises Inc	8	\$88,993.57	\$9,000.14	\$129,279.00	10.11%
New York Special Olympics Inc	Customer Elation Inc	4	\$982,678.00	\$445,910.00	\$395,590.00	45.38%
New York State Association of Chiefs of Police	Suffolk Productions Inc	4	\$707,907.00	\$212,373.00	---	30.00%
New York State Court Clerks Assn	Tan Productions Inc	1	\$89,815.00	\$26,944.50	---	30.00%

DATA OBTAINED FROM INTERIM AND CLOSING STATEMENTS FILED BY PROFESSIONAL FUND RAISERS

CHARITABLE ORGANIZATION	PROFESSIONAL FUND RAISER	GEO. AREA	GROSS RECEIPTS	NET TO CHARITY	UNCOLLECTED PLEDGES	% TO CHARITY
New York State Deputies Assn Inc	Midwest Publishing-MN Inc	5	\$353,063.33	\$60,020.77	---	17.00%
New York State Deputies Assn Inc	Midwest Publishing-OH Inc	5	\$553,039.43	\$94,016.70	---	17.00%
New York State Federation of Police Inc	All-Pro Telemarketing Associates Corp	3	\$513,926.40	\$75,260.00	\$800,000.00	14.64%
New York State N A R A L Inc	Telefund Inc	1	\$44,277.00	\$14,244.36	---	32.17%
New York State Police Chiefs Benevolent Assn Inc	New Liberty Promotions Inc	3	\$808,863.61	\$121,329.54	---	15.00%
New York State Right to Life Committee	MDS Communications Corporation	4	\$327,619.00	\$202,752.00	\$105,641.00	61.89%
New York State Troopers Historic Assn Inc	TCB Enterprises Inc	3	\$65,076.50	\$8,338.45	\$13,950.00	12.81%
New York State Union of Police Assn Inc	Community Tele Services	3	\$536,803.42	\$118,300.00	---	22.04%
New York University	Ruffalo Cody & Associates	1	\$1,276,152.00	\$688,152.00	---	53.92%
New York Vietnam Veterans Foundation Inc	American Trade and Convention Publications Inc	2	\$591,514.63	\$62,701.86	---	10.60%
Niagara Falls New York Police Athletic League	Campaign Headquarters Inc	7	\$128,014.00	\$44,805.00	\$2,560.00	35.00%
Niagara Falls New York Police Athletic League	Campaign Headquarters Inc	7	\$304,929.00	\$67,084.00	\$6,099.00	22.00%
Niskayuna Police Benevolent Assn	Nordel Publishing Inc	4	\$62,958.47	\$23,165.49	---	36.79%
Nora Lam Chinese Ministries International	Regency Communications Inc	8	\$430,012.00	\$6,179.00	---	1.44%
North Syracuse Police Benevolent Assn	Municipal Marketing (Blaine, Kim E)	5	\$57,532.00	\$17,259.60	---	30.00%
North Tonawanda Police Benevolent Assn	Stage Door Music Productions Inc	7	\$49,249.00	\$10,500.00	---	21.32%
North Tonawanda Professional Firefighters Benevolent Assn	Stage Door Music Productions Inc	7	\$38,187.00	\$8,500.00	---	22.26%
Northeast Mobile Search and Rescue Inc	Capital District Callers Inc	4	\$59,909.00	\$24,596.00	---	41.06%
Northeastern Police Conference Inc	Gotham Productions Inc	4	\$11,405.00	\$2,851.00	---	25.00%
Norwich Fire Fighters Assn	Event Marketing (Narde, James E)	5	\$26,855.00	\$9,399.25	\$1,000.00	35.00%
Norwich Police Benevolent Assn	Event Marketing (Narde, James E)	5	\$46,100.50	\$13,830.15	\$500.00	30.00%
NOW Legal Defense and Education Fund	Telefund Inc	1	\$23,361.00	\$9,881.24	---	42.30%

DATA OBTAINED FROM INTERIM AND CLOSING STATEMENTS FILED BY PROFESSIONAL FUND RAISERS

CHARITABLE ORGANIZATION	PROFESSIONAL FUND RAISER	GEO. AREA	GROSS RECEIPTS	NET TO CHARITY	UNCOLLECTED PLEDGES	% TO CHARITY
OCSDP Benevolent Assn Inc	Tagger Communications Inc	5	\$140,995.00	\$39,540.65	---	28.04%
Olympic Soccer Club	TD Marketing Inc	5	\$11,060.00	\$3,318.00	---	30.00%
Oneida County Volunteer Fire Police Assn	Municipal Marketing (Blaine, Kim E)	5	\$54,770.50	\$13,692.63	---	25.00%
Oneida Police Benevolent Assn	Gotham Productions Inc	5	\$53,912.00	\$13,478.00	---	25.00%
Oneonta Police Benevolent Assn	Event Marketing (Narde, James E)	5	\$44,274.00	\$16,824.12	\$1,000.00	38.00%
Onondaga County Deputy Sheriffs Police Assn Inc	Northeastern Advertising (Morgan, William J)	5	\$89,532.50	\$44,766.25	---	50.00%
Onondaga County Volunteer Firemen's Assn Inc	Upstate Telemarketing Inc	5	\$56,300.00	\$24,520.00	---	43.55%
Operation Lookout National Center for Missing Youth	Midwest Publishing-MN Inc	8	\$158,085.06	\$23,712.76	---	15.00%
Operation Lookout National Center for Missing Youth	Midwest Publishing-OH Inc	8	\$192,728.42	\$28,909.26	---	15.00%
Operation Lookout National Center for Missing Youth	Stage Door Music Productions Inc	8	\$11,062.50	\$2,765.37	---	25.00%
Orange County Fire Police Assn	Stage Door Music Productions Inc	3	\$51,632.65	\$5,000.00	---	9.68%
Orange County Police Athletic League	Stage Door Music Productions Inc	3	\$85,140.99	\$15,000.00	---	17.62%
Oriental Temple A A O N M S	Royalty Services Inc	4	\$186,784.00	\$51,614.45	---	27.63%
Ossining Police Athletic League	Spotlight Music Productions Inc	3	\$37,202.00	\$12,160.00	---	32.69%
Oxfam America Inc	Share Group Inc	8	\$140,451.00	\$47,000.00	---	33.46%
Pacifica Foundation WBAI-FM Division	Smith Company (The)	8	\$149,330.00	\$105,159.18	---	70.42%
Painted Post Police Benevolent Assn	Vee Concepts of New York Inc	6	\$48,237.00	\$14,471.10	---	30.00%
Parents, Families and Friends of Lesbians and Gays Inc	Share Group Inc	8	\$32,765.00	\$19,397.57	---	59.20%
Parents of Retarded Children Camp Fund Inc	Marketing Squad Inc	7	\$93,550.00	\$18,710.00	---	20.00%
Parents of Retarded Children Camp Fund Inc	Standard Inc (The)	7	\$59,454.57	\$11,890.91	---	20.00%
Patrolmen's Benevolent Association of Newburgh NY Inc	Stage Door Music Productions Inc	3	\$91,483.00	\$17,000.00	---	18.58%
People for the American Way	Integral Resources Inc	8	\$128,224.81	\$26,961.06	\$140,325.25	21.03%
People for the American Way	Telefund Inc	8	\$255,386.00	\$92,944.00	---	36.39%

DATA OBTAINED FROM INTERIM AND CLOSING STATEMENTS FILED BY PROFESSIONAL FUND RAISERS

CHARITABLE ORGANIZATION	PROFESSIONAL FUND RAISER	GEO. AREA	GROSS RECEIPTS	NET TO CHARITY	UNCOLLECTED PLEDGES	% TO CHARITY
People for the Ethical Treatment of Animals	Harris O'Malley Marketing Inc	8	\$189,329.00	\$54,172.00	\$90,220.00	28.61%
Perry F Barrett Police Club (Salamanca Police Club)	Municipal Marketing (Blaine, Kim E)	7	\$40,818.00	\$8,163.60	---	20.00%
Philharmonic Symphony Society of New York Inc	MSGI Direct Inc	1	\$1,051,455.00	\$652,922.00	\$79,307.00	62.10%
Philip S McDonald Police Benevolent Assn	Gotham Productions Inc	5	\$86,795.76	\$20,000.00	---	23.04%
Planetary Society	Harris O'Malley Marketing Inc	8	\$79,592.00	\$0.00	\$74,750.00	0.00%
Planned Parenthood Action Fund Inc	Facter Direct Ltd	1	\$1,221,802.00	\$413,079.70	\$942,461.00	33.81%
Planned Parenthood Action Fund Inc	Integral Resources Inc	1	\$418,469.51	\$142,085.83	\$232,351.24	33.95%
Planned Parenthood Federation of America Inc	Facter Direct Ltd	1	\$1,698,296.00	\$1,065,382.90	\$600,210.00	62.73%
Planned Parenthood Federation of America Inc	Integral Resources Inc	1	\$21,616.90	\$4,916.10	\$1,164.40	22.74%
Planned Parenthood Hudson Peconic Inc	Share Group Inc	2	\$40,755.45	\$22,844.15	---	56.05%
Planned Parenthood-New York City	Aria Communications Corporation	1	\$8,316.00	(\$6,256.33)	---	-75.23%
Pleasantville New York Police Benevolent Assn Inc	S&M Enterprises Inc	3	\$47,350.00	\$14,205.00	---	30.00%
Police Association of the City of Yonkers Inc	Gotham Productions Inc	3	\$326,625.00	\$107,059.00	---	32.78%
Police Athletic League of Yonkers Foundation Inc	Gotham Productions Inc	3	\$212,158.50	\$68,647.54	---	32.36%
Police Athletic Team of Suffolk County Inc	Suffolk Productions Inc	2	\$118,448.00	\$37,904.00	---	32.00%
Police Captain's and Lieutenant's Assn of Erie County	Stage Door Music Productions Inc	7	\$102,752.00	\$25,688.00	---	25.00%
Police Conference of New York Inc	Community Affairs Inc	4	\$761,352.00	\$114,203.00	---	15.00%
Police Conference of New York Inc	Holmac Telecommunications Inc	4	\$354,119.00	\$113,318.00	---	32.00%
Police Superior Officers Association of Newburgh NY Inc	Stage Door Music Productions Inc	3	\$43,323.00	\$7,364.91	---	17.00%
Poughkeepsie Police Athletic League Inc	Stage Door Music Productions Inc	3	\$81,462.50	\$16,317.50	---	20.03%
Pratt Institute	Development Center Inc	1	\$82,598.00	\$49,099.00	\$26,277.00	59.44%
Public Broadcasting Council Of Central NY Inc (WCNY)	ComNet Marketing Group Inc	5	\$70,812.00	\$18,726.00	\$67,186.00	26.44%
Public Citizen Foundation Inc	Public Interest Communications Inc	8	\$14,407.00	\$5,047.00	\$12,460.16	35.03%

DATA OBTAINED FROM INTERIM AND CLOSING STATEMENTS FILED BY PROFESSIONAL FUND RAISERS

CHARITABLE ORGANIZATION	PROFESSIONAL FUND RAISER	GEO. AREA	GROSS RECEIPTS	NET TO CHARITY	UNCOLLECTED PLEDGES	% TO CHARITY
Public Citizen Inc	Facter Direct Ltd	8	\$32,165.00	(\$3,116.02)	\$41,983.00	-9.69%
Public Citizen Inc	Public Interest Communications Inc	8	\$64,713.00	\$28,860.00	\$55,680.84	44.60%
Public Citizen Inc	Public Interest Communications Inc	8	\$89,299.50	\$2,459.75	---	2.75%
Putnam County Deputy Sheriff's Benevolent Assn Inc	TCI America Inc	3	\$22,132.00	\$4,426.00	---	20.00%
Putnam County Volunteer Firemens Assn	Community Services Inc	3	\$60,490.00	\$18,147.00	---	30.00%
Queens College Foundation Inc	Development Center Inc	1	\$244,015.00	\$130,828.00	---	53.61%
Rails-to-Trails Conservancy	Public Interest Communications Inc	8	\$132,830.00	\$825.26	\$38,225.00	0.62%
Rainforest Action Network	Share Group Inc	8	\$63,301.41	\$19,889.70	---	31.42%
Rensselaer County Deputy Sheriffs Police Benevolent Assn	Gotham Productions Inc	4	\$106,693.50	\$32,008.05	---	30.00%
Rensselaer County Law Enforcement Assn	Stage Door Music Productions Inc	4	\$38,657.00	\$10,000.00	---	25.87%
Rensselaer Police Assn	Gotham Productions Inc	4	\$59,456.00	\$14,864.00	---	25.00%
Reserve Police Officers Assn	Griffin Marketing LLC	8	\$17,963.00	\$3,233.34	\$9,000.00	18.00%
Reserve Police Officers Assn	Nationwide Fundraisers Inc	8	\$186,655.00	\$17,585.50	\$128,391.00	9.42%
Retired Police Association of the State of New York Inc	All-Pro Telemarketing Associates Corp	2	\$258,765.00	\$40,534.54	\$400,000.00	15.66%
Riverdale Country School	Lester Inc	1	\$20,420.00	\$13,989.36	---	68.51%
Rochester Boxing Hall of Fame	Marketing Squad Inc	6	\$101,543.00	\$15,232.00	---	15.00%
Rochester Philharmonic Orchestra Inc	Telecomp Inc	6	\$103,616.50	\$53,836.00	\$23,659.50	51.96%
Rockland County Patrolmen's Benevolent Assn Inc	National Benefit Company	3	\$175,746.45	\$61,511.25	---	35.00%
Rockland County Society for the Prevention of Cruelty to Children	Northeastern Advertising (Morgan, William J)	3	\$11,055.00	\$3,869.25	---	35.00%
Roger Wyburn-Mason & Jack M Blount Foundation for Eradication of Rheumatoid Disease Inc	Bee LC	8	\$41,047.00	\$8,280.84	---	20.17%
Roundabout Theatre Company Inc	NPO Direct Marketing Inc	1	\$35,055.00	\$9,408.13	\$3,145.00	26.84%

DATA OBTAINED FROM INTERIM AND CLOSING STATEMENTS FILED BY PROFESSIONAL FUND RAISERS

CHARITABLE ORGANIZATION	PROFESSIONAL FUND RAISER	GEO. AREA	GROSS RECEIPTS	NET TO CHARITY	UNCOLLECTED PLEDGES	% TO CHARITY
Roundabout Theatre Company Inc	NPO Direct Marketing Inc	1	\$715,493.00	\$435,129.00	\$977,775.00	60.82%
Rye Country Day School	Lester Inc	3	\$21,944.50	\$17,120.00	\$4,170.00	78.02%
S A D D Inc	Americom Group Inc	8	\$1,535,336.54	\$291,906.67	---	19.01%
Saratoga County Deputy Sheriffs Benevolent Assn	Stage Door Music Productions Inc	4	\$211,577.50	\$53,010.15	---	25.05%
Save the Children Federation Inc	Smith Company (The)	1	\$41,054.00	\$11,996.00	\$80,494.00	29.22%
Save the Children Federation Inc	Telefund Inc	8	\$449,835.86	\$199,711.22	\$1,001,345.14	44.40%
Scarsdale Patrolmen's Benevolent Assn	Holmac Telecommunications Inc	3	\$194,904.00	\$60,971.15	---	31.28%
Schenectady County Sheriffs Benevolent Assn	Gotham Productions Inc	4	\$165,007.00	\$48,287.60	---	29.26%
Schenectady Police Benevolent Assn	Gotham Productions Inc	4	\$224,191.50	\$56,047.88	---	25.00%
Schuyler County Deputy Sheriffs Assn Inc	Vee Concepts of New York Inc	6	\$80,743.00	\$25,030.33	---	31.00%
Seneca County Deputy Sheriffs Police Benevolent Assn	Vee Concepts of New York Inc	6	\$46,665.00	\$14,466.15	\$5,000.00	31.00%
Seneca Falls Police Benevolent Assn	Vee Concepts of New York Inc	6	\$47,140.00	\$12,727.80	---	27.00%
Senior Citizens Action Council of Monroe County	Monroe Civic Assistance (Boyd, Rodney)	6	\$13,246.00	\$4,238.72	---	32.00%
Sheriff's Silver Star Assn Inc	Stage Door Music Productions Inc	5	\$122,105.00	\$26,863.10	---	22.00%
Shiloh International Ministries	Nationwide Fundraisers Inc	8	\$219,548.46	\$20,860.80	\$196,821.30	9.50%
Sierra Club	Angeles Communications LLC	8	\$236,654.00	\$70,584.00	\$182,257.00	29.83%
Sierra Club	Facter Direct Ltd	8	\$96,644.00	\$27,374.60	---	28.33%
Sierra Club	MSGI Direct Inc	8	\$1,129,135.00	\$353,652.60	\$1,636,946.00	31.32%
Sierra Club	Share Group Inc	8	\$127,232.00	\$24,827.00	---	19.51%
Society of Automotive Engineers Inc	Outreach Center Inc (Direct Advantage Marketing)	8	\$126,499.00	\$31,735.00	---	25.09%
Sojourners	Share Group Inc	8	\$62,528.75	\$38,506.70	\$11,749.00	61.58%
Solomon R Guggenheim Museum	Facter Direct Ltd	1	\$120,137.00	\$60,968.31	\$115,243.00	50.75%
South Glens Falls Police Benevolent Assn	Royalty Services Inc	4	\$25,473.00	\$7,641.90	---	30.00%

DATA OBTAINED FROM INTERIM AND CLOSING STATEMENTS FILED BY PROFESSIONAL FUND RAISERS

CHARITABLE ORGANIZATION	PROFESSIONAL FUND RAISER	GEO. AREA	GROSS RECEIPTS	NET TO CHARITY	UNCOLLECTED PLEDGES	% TO CHARITY
South Lockport Fire Company Inc	Spotlight Music Productions Inc	7	\$51,082.00	\$12,765.00	---	24.99%
Southern Tier Canine Assn Inc	Northeastern Advertising (Morgan, William J)	5	\$38,112.50	\$19,056.25	---	50.00%
Spring Valley Policemen's Benevolent Assn	Gotham Productions Inc	3	\$26,953.00	\$8,033.20	---	29.80%
St. Lawrence County Deputy Sheriffs Assn	Stage Door Music Productions Inc	5	\$92,354.50	\$18,470.78	---	20.00%
Suffolk County Court Officers Assn	Tan Productions Inc	2	\$50,520.00	\$15,156.00	---	30.00%
Suffolk County Deputy Sheriff's Benevolent Assn	D&D Telemarketing Inc	2	\$152,452.00	\$58,463.00	---	38.35%
Suffolk County Detective Investigators Police Benevolent Assn	D&D Telemarketing Inc	2	\$152,030.00	\$60,619.00	---	39.87%
Suffolk County Detectives Assn Inc	Suffolk Productions Inc	2	\$173,396.00	\$60,689.00	---	35.00%
Suffolk County Police Athletic League Inc	Suffolk Productions Inc	2	\$158,089.00	\$55,331.00	---	35.00%
Suffolk County Police Conference Inc	Tan Productions Inc	2	\$142,055.00	\$42,616.50	---	30.00%
Suffolk County Police Conference Inc	TCB Enterprises Inc	2	\$16,091.50	\$4,827.45	\$27,826.00	30.00%
Suffolk County Police Memorial Fund Inc	D&D Telemarketing Inc	2	\$110,872.00	\$44,950.00	---	40.54%
Sullivan County Deputy Sheriff's Assn	Stage Door Music Productions Inc	3	\$76,882.00	\$20,000.00	---	26.01%
Sullivan County Dive Assn	Spotlight Music Productions Inc	3	\$11,253.00	\$2,818.25	---	25.04%
Sullivan County Patrolmans Benevolent Assn	Mako Enterprises (Grimm, Robert)	3	\$28,167.00	\$8,450.00	---	30.00%
Supplemental Food Providers Inc	Royalty Services Inc	4	\$23,657.00	\$7,097.10	---	30.00%
Survivors and Victims Empowered	Civic Development Group LLC	8	\$3,608.00	\$361.00	\$1,540.00	10.01%
Survivors and Victims Empowered	Non-Profit Telemedia Inc	8	\$448,364.73	\$44,836.47	\$543,741.16	10.00%
Syracuse Police Benevolent Assn	Upstate Telemarketing Inc	5	\$157,971.00	\$63,188.00	---	40.00%
Syracuse University	Telecomp Inc	5	\$532,522.00	\$48,057.00	\$811,186.00	9.02%
Tigris Temple A A O N M S	Royalty Services Inc	5	\$27,480.00	\$10,000.00	---	36.39%
Timothy Hill Childrens' Ranch	Mure Associates Inc	2	\$42,249.75	\$8,449.95	---	20.00%

DATA OBTAINED FROM INTERIM AND CLOSING STATEMENTS FILED BY PROFESSIONAL FUND RAISERS

CHARITABLE ORGANIZATION	PROFESSIONAL FUND RAISER	GEO. AREA	GROSS RECEIPTS	NET TO CHARITY	UNCOLLECTED PLEDGES	% TO CHARITY
Town Line Volunteer Fire Department Inc	Spotlight Music Productions Inc	7	\$54,600.00	\$13,652.00	---	25.00%
Town of Carmel Police Benevolent Assn Inc	Community Services Inc	3	\$19,313.00	\$5,793.90	---	30.00%
Town of Lloyd Police Benevolent Assn	Stage Door Music Productions Inc	3	\$39,817.50	\$7,963.50	---	20.00%
Town of Saugerties Police Benevolent Assn	Gotham Productions Inc	3	\$27,589.00	\$7,449.00	---	27.00%
Town of Saugerties Police Benevolent Assn	Gotham Productions Inc	3	\$19,410.00	\$5,240.70	---	27.00%
Town of Walkill Volunteer Ambulance Corps Inc	Spotlight Music Productions Inc	3	\$35,624.00	\$9,000.00	---	25.26%
Troy Police Benevolent and Protective Assn	Nordel Publishing Inc	4	\$50,351.00	\$25,176.00	---	50.00%
U S English Inc	Facter Direct Ltd	8	\$291,522.00	\$13,112.14	\$236,989.00	4.50%
Ulster County Sheriff's Employees Assn	Stage Door Music Productions Inc	3	\$52,969.95	\$12,000.00	---	22.65%
Ulster County Shields	Gotham Productions Inc	3	\$31,705.50	\$8,560.48	---	27.00%
Uniformed Fire Fighters Assn of the City of Mt Vernon NY Inc	D & R Communications (Sadofsky, David)	3	\$77,212.50	\$27,024.38	---	35.00%
Uniformed Fire Fighters Assn of the City of New Rochelle	S&M Enterprises Inc	3	\$65,520.00	\$19,656.00	---	30.00%
United Fire Fighters of America Inc	TCB Enterprises Inc	8	\$169,322.00	\$18,625.42	\$70,000.00	11.00%
United Seniors Assn Inc	Infocision Management Corporation	8	\$11,978.00	\$826.50	---	6.90%
United Service Organizations Inc	Infocision Management Corporation	8	\$174,716.00	\$5,631.00	---	3.22%
United Service Organizations Inc	InService America Inc	8	\$269,766.00	\$67,759.06	\$105,052.00	25.12%
United States Fund for UNICEF	Facter Direct Ltd	1	\$478,019.00	\$258,397.37	\$96,817.00	54.06%
United States Fund for UNICEF	Harris O'Malley Marketing Inc	1	\$191,095.82	(\$30,620.13)	\$128,652.00	-16.02%
United States Fund for UNICEF	Public Interest Communications Inc	1	\$667,965.71	\$503,373.45	---	75.36%
United States Fund for UNICEF	Share Group Inc	1	\$1,591,000.00	\$1,025,882.00	---	64.48%
United States Law Enforcement Trainers Assn Inc	Nationwide Fundraisers Inc	8	\$2,780.00	\$278.00	\$231.50	10.00%
V F W of the United States-Adirondack Post #2475	Royalty Services Inc	4	\$19,862.00	\$4,965.50	---	25.00%

DATA OBTAINED FROM INTERIM AND CLOSING STATEMENTS FILED BY PROFESSIONAL FUND RAISERS

CHARITABLE ORGANIZATION	PROFESSIONAL FUND RAISER	GEO. AREA	GROSS RECEIPTS	NET TO CHARITY	UNCOLLECTED PLEDGES	% TO CHARITY
V F W of the United States-Adirondack Post #2475	Royalty Services Inc	4	\$31,727.00	\$7,931.75	---	25.00%
V F W of the United States-Department of New York	Heritage Company Inc (The)	4	\$13,275.00	\$15,500.00	---	116.76%
V F W of the United States-Nassau County Council	National Promotional Services Inc	2	\$85,389.11	\$17,077.82	---	20.00%
V F W of the United States-Suffolk County Chapter	National Promotional Services Inc	2	\$87,365.38	\$17,473.08	---	20.00%
Vanished Children's Alliance	Heritage Company Inc (The)	8	\$900,846.66	\$187,567.77	---	20.82%
Vermont Public Radio	ComNet Marketing Group Inc	8	\$38,297.00	\$21,802.79	\$13,057.00	56.93%
Veterans Assistance Foundation Inc	American Trade and Convention Publications Inc	8	\$576,026.21	\$50,000.00	---	8.68%
Vietnam Veterans Memorial Fund Inc	Public Interest Communications Inc	8	\$6,135.00	\$597.61	\$8,670.00	9.74%
Vietnam Veterans of America-Chapter #11 Suffolk NY Inc	Mure Associates Inc	2	\$80,210.00	\$17,646.00	---	22.00%
Vietnam Veterans of America-Chapter #82 Hicksville NY	Suffolk Productions Inc	2	\$17,551.00	\$4,388.00	---	25.00%
Vietnam Veterans of America-Chapter #480	Twin Tier Marketing (Paulo, Emen Albert)	5	\$22,305.00	\$5,576.25	---	25.00%
Vietnam Veterans of America-Chapter #803	Twin Tier Marketing (Paulo, Ermen Albert)	6	\$21,385.00	\$7,057.05	---	33.00%
Vietnam Veterans of Central New York Foundation	Upstate Telemarketing Inc	5	\$55,180.00	\$19,813.00	---	35.91%
VietNow National Headquarters	D T Y Marketing (Card, Charles D)	8	\$5,075.00	\$1,015.00	---	20.00%
VietNow National Headquarters	Griffin Marketing LLC	8	\$98,850.00	\$17,793.00	\$25,000.00	18.00%
VietNow National Headquarters	Municipal Marketing (Blaine, Kim E)	8	\$35,449.00	\$7,099.80	---	20.03%
VietNow National Headquarters	Northeastern Advertising (Morgan, William J)	8	\$6,380.00	\$1,276.00	---	20.00%
VietNow National Headquarters	TD Marketing Inc	8	\$19,116.00	\$3,823.20	---	20.00%
Village of Hempstead Police Activity League	Island Marketing Concepts Inc	2	\$93,512.00	\$28,013.60	---	29.96%
Village of Ossining Police Benevolent Assn	Starlet Music Productions (Corbett, Herbert)	3	\$85,546.00	\$22,500.00	\$2,000.00	26.30%
Village of Saugerties Police Benevolent Assn	Gotham Productions Inc	3	\$38,278.00	\$10,335.00	---	27.00%
Voice for the Children Inc	Marketing Squad Inc	8	\$44,400.00	\$6,660.00	---	15.00%

DATA OBTAINED FROM INTERIM AND CLOSING STATEMENTS FILED BY PROFESSIONAL FUND RAISERS

CHARITABLE ORGANIZATION	PROFESSIONAL FUND RAISER	GEO. AREA	GROSS RECEIPTS	NET TO CHARITY	UNCOLLECTED PLEDGES	% TO CHARITY
Volunteer Firemens Convention Committee of Oneida County	Stage Door Music Productions Inc	5	\$54,556.63	\$12,500.00	---	22.91%
WAER-FM (Syracuse University)	ComNet Marketing Group Inc	5	\$6,408.00	\$2,811.88	\$4,901.00	43.88%
Warren County Deputy Sheriff's Benevolent Assn Inc	Royalty Services Inc	4	\$95,908.00	\$30,000.00	---	31.28%
Washington County Deputy Sheriffs Assn	Royalty Services Inc	4	\$37,494.00	\$10,000.00	---	26.67%
Waterford Emergency Team Inc	Stage Door Music Productions Inc	4	\$28,383.60	\$5,676.72	---	20.00%
Watertown Police Benevolent Assn	Stage Door Music Productions Inc	5	\$88,153.33	\$17,630.67	---	20.00%
Watkins Glen Police Benevolent Assn Inc	Northeastern Advertising (Morgan, William J)	6	\$31,583.00	\$13,580.69	---	43.00%
Waverly Police Benevolent Assn	Vee Concepts of New York Inc	5	\$38,100.00	\$12,573.00	---	33.00%
Westchester County Correction Officers Benevolent Assn	Spotlight Music Productions Inc	3	\$36,767.00	\$9,192.00	---	25.00%
Westchester Legionnaire Inc	Weiss, Howard	3	\$51,800.00	\$18,130.00	---	35.00%
Western New York Public Broadcasting Assn	Phone Bank Systems Inc	7	\$201,763.03	\$140,065.27	\$42,562.96	69.42%
Whitney Museum of American Art	MSGI Direct Inc	1	\$152,081.00	\$78,497.00	\$1,920.00	51.62%
Wilderness Society	Share Group Inc	8	\$541,065.00	\$151,098.00	---	27.93%
WMHT Educational Telecommunications Inc	Angeles Communications LLC	4	\$57,024.00	\$23,708.00	\$29,031.00	41.58%
WNYC Radio	Aria Communications Corporation	1	\$282,739.00	\$192,794.51	\$76,247.00	68.19%
WNYC Radio	Optima Direct Inc	1	\$364,749.00	\$260,742.00	---	71.49%
World Wildlife Fund Inc	Infocision Management Corporation	8	\$628,325.57	\$166,157.01	---	26.44%
World Wildlife Fund Inc	Public Interest Communications Inc	8	\$941,750.10	\$399,349.67	\$164,413.80	42.41%
WSLU-FM Community Advisory Board North Country Public Radio	ComNet Marketing Group Inc	5	\$7,240.01	\$4,594.31	\$2,467.99	63.46%
WXXI Public Broadcasting Council	Telecomp Inc	6	\$143,815.25	\$96,396.25	\$19,144.25	67.03%
Yonkers Police Captain's, Lieutenant's & Sergeant's Benevolent Assn	Holmac Telecommunications Inc	3	\$169,340.00	\$55,801.70	---	32.95%

DATA OBTAINED FROM INTERIM AND CLOSING STATEMENTS FILED BY PROFESSIONAL FUND RAISERS

CHARITABLE ORGANIZATION	PROFESSIONAL FUND RAISER	GEO. AREA	GROSS RECEIPTS	NET TO CHARITY	UNCOLLECTED PLEDGES	% TO CHARITY
Youth for Understanding Inc	Aria Communications Corporation	8	\$44,489.00	\$21,121.01	\$7,851.00	47.47%
Zero Population Growth Inc	Aria Communications Corporation	8	\$11,224.41	(\$6,548.84)	\$15,830.59	-58.34%
Ziyara Temple A A O N M S	Royalty Services Inc	5	\$83,726.00	\$25,117.80	---	30.00%
TOTALS		---	\$188,393,566.55	\$59,340,407.57	\$44,792,335.70	31.50%

DATA OBTAINED FROM INTERIM AND CLOSING STATEMENTS FILED BY PROFESSIONAL FUND RAISERS

TABLE 1 SUPPLEMENT
Charitable Organizations-
Alphabetical Order
1999 Telemarketing Campaigns

CHARITABLE ORGANIZATION	PROFESSIONAL FUND RAISER	GEO. AREA	GROSS RECEIPTS	NET TO CHARITY	UNCOLLECTED PLEDGES	% TO CHARITY
Mountain Lake Public Telecommunications Council Inc	ComNet Marketing Group Inc	4	\$33,851.40	\$21,521.00	\$12,330.00	63.57%
National Abortion & Reproductive Rights Action League	Share Group Inc	8	\$751,781.00	\$255,916.00	---	34.04%
National Coalition for the Protection of Children & Families	Regency Communications Inc	8	\$5,446.00	(\$97.85)	---	-1.80%
Reach Our Children Inc	Non-Profit Telemedia Inc	8	\$260,711.67	\$26,071.17	\$349,870.33	10.00%
Save the Children Federation Inc	Telefund Inc	8	\$474,285.00	\$253,439.99	\$525,101.00	53.44%
Scarsdale Patrolmen's Benevolent Assn	Holmac Telecommunications Inc	3	\$143,626.00	\$44,587.79	---	31.04%
Vermont Public Radio	ComNet Marketing Group Inc	8	\$53,833.00	\$37,147.02	\$11,358.00	69.00%
WNYC Radio	Smith Company (The)	1	\$32,992.00	\$22,059.60	---	66.86%
WSLU-FM Community Advisory Board North Country Public Radio	ComNet Marketing Group Inc	5	\$8,313.00	\$5,877.02	\$1,260.00	70.70%
TOTALS		---	\$1,764,839.07	\$666,521.74	\$899,919.33	37.77%

DATA OBTAINED FROM INTERIM AND CLOSING STATEMENTS FILED BY PROFESSIONAL FUND RAISERS

TABLE 2
Professional Fund Raisers-
Alphabetical Order
2000 Telemarketing Campaigns

PROFESSIONAL FUND RAISER	CHARITABLE ORGANIZATION	GEO. AREA	GROSS RECEIPTS	NET TO CHARITY	UNCOLLECTED PLEDGES	% TO CHARITY
A.D. Publications Inc	American Diabetes Assn Inc	8	\$105,690.00	\$22,764.00	---	21.54%
Adams, Hussey & Associates Inc	Educational Broadcasting Corporation	1	\$1,631,600.00	\$761,578.00	---	46.68%
All Star Productions (Messmore, Barbara)	American Veteran's Foundation Inc	8	\$24,779.00	\$4,955.80	\$30,005.00	20.00%
All Star Productions (Messmore, Barbara)	Children's Charity Fund Inc	8	\$9,023.00	\$1,804.60	\$5,077.00	20.00%
All Star Productions (Messmore, Barbara)	Coalition Against Breast Cancer Inc	2	\$56,005.00	\$14,001.25	\$30,480.00	25.00%
All Star Productions (Messmore, Barbara)	Defeat Diabetes Foundation Inc	8	\$45,517.00	\$11,379.25	\$26,639.00	25.00%
All Star Productions (Messmore, Barbara)	Fondest Wish Foundation Inc	8	\$26,611.00	\$5,322.20	\$20,139.00	20.00%
All Star Productions (Messmore, Barbara)	International Center for the Search & Recovery of Missing Children Inc	8	\$8,211.00	\$1,642.20	\$9,309.00	20.00%
All Star Productions (Messmore, Barbara)	Long Island Responds	2	\$23,467.00	\$4,693.40	\$16,733.00	20.00%
All-Pro Telemarketing Associates Corp	American Foundation for Disabled Children Inc	1	\$540,963.00	\$54,096.31	\$750,000.00	10.00%
All-Pro Telemarketing Associates Corp	Fraternal Order of New York State Troopers Inc	3	\$1,176,922.80	\$175,737.74	\$2,285,000.00	14.93%
All-Pro Telemarketing Associates Corp	Junior Police Academy	8	\$755,851.00	\$67,972.50	\$670,000.00	8.99%
All-Pro Telemarketing Associates Corp	Lions Club-Port Chester	3	\$3,633.00	\$560.90	\$2,400.00	15.44%
All-Pro Telemarketing Associates Corp	Mecca Temple A A O N M S	1	\$61,930.97	\$9,289.65	\$75,700.00	15.00%
All-Pro Telemarketing Associates Corp	N Y S Park Police P B A Inc	2	\$203,459.50	\$30,550.43	\$248,500.00	15.02%
All-Pro Telemarketing Associates Corp	New York State Federation of Police Inc	3	\$513,926.40	\$75,260.00	\$800,000.00	14.64%
All-Pro Telemarketing Associates Corp	Retired Police Association of the State of New York Inc	2	\$258,765.00	\$40,534.54	\$400,000.00	15.66%
American Trade and Convention Publications Inc	American Veterans of World War II, Korea and Vietnam	8	\$4,429,496.98	\$500,000.00	---	11.29%
American Trade and Convention Publications Inc	Military Order of the Purple Heart Service Foundation	8	\$1,635,353.90	\$175,000.00	---	10.70%
American Trade and Convention Publications Inc	National Association of Police Athletic Leagues	8	\$1,479,920.69	\$100,000.00	---	6.76%
American Trade and Convention Publications Inc	New York Vietnam Veterans Foundation Inc	2	\$591,514.63	\$62,701.86	---	10.60%
American Trade and Convention Publications Inc	New York AMVETS Inc	2	\$358,344.76	\$16,000.00	---	4.47%

DATA OBTAINED FROM INTERIM AND CLOSING STATEMENTS FILED BY PROFESSIONAL FUND RAISERS

PROFESSIONAL FUND RAISER	CHARITABLE ORGANIZATION	GEO. AREA	GROSS RECEIPTS	NET TO CHARITY	UNCOLLECTED PLEDGES	% TO CHARITY
American Trade and Convention Publications Inc	Veterans Assistance Foundation Inc	8	\$576,026.21	\$50,000.00	---	8.68%
Americom Group Inc	Multiple Sclerosis Association of America	8	\$496,771.00	\$109,297.00	---	22.00%
Americom Group Inc	S A D D Inc	8	\$1,535,336.54	\$291,906.67	---	19.01%
Angeles Communications LLC	Human Rights Campaign Inc	8	\$180,762.00	\$95,100.00	\$37,492.00	52.61%
Angeles Communications LLC	League of Women Voters of the United States	8	\$167,492.00	\$105,508.00	\$16,044.00	62.99%
Angeles Communications LLC	Nature Conservancy	8	\$386,558.00	\$22,888.00	\$112,732.00	5.92%
Angeles Communications LLC	Sierra Club	8	\$236,654.00	\$70,584.00	\$182,257.00	29.83%
Angeles Communications LLC	WMHT Educational Telecommunications Inc	4	\$57,024.00	\$23,708.00	\$29,031.00	41.58%
Aria Communications Corporation	Friends of the National Parks at Gettysburg Inc	8	\$57,586.16	\$5,547.55	\$72,168.84	9.63%
Aria Communications Corporation	Human Rights Campaign Inc	8	\$198,288.74	\$78,979.24	\$34,992.13	39.83%
Aria Communications Corporation	National Center for Lesbian Rights	8	\$14,160.00	\$4,420.75	\$6,235.00	31.22%
Aria Communications Corporation	Planned Parenthood-New York City	1	\$8,316.00	(\$6,256.33)	---	-75.23%
Aria Communications Corporation	WNYC Radio	1	\$282,739.00	\$192,794.51	\$76,247.00	68.19%
Aria Communications Corporation	Youth for Understanding Inc	8	\$44,489.00	\$21,121.01	\$7,851.00	47.47%
Aria Communications Corporation	Zero Population Growth Inc	8	\$11,224.41	(\$6,548.84)	\$15,830.59	-58.34%
Badge Publications	Franklin County Association of Senior Citizens Inc	4	\$33,601.20	\$7,203.65	---	21.44%
Badge Publications	Fulton Police Benevolent Assn	5	\$44,205.00	\$15,471.75	---	35.00%
Bee LC	Cancer Fund of America Inc	8	\$37,717.00	\$3,771.70	\$169,700.00	10.00%
Bee LC	Heart Support of America Inc	8	\$14,192.00	\$4,897.47	\$66,773.00	34.51%
Bee LC	Roger Wyburn-Mason & Jack M Blount Foundation for Eradication of Rheumatoid Disease Inc	8	\$41,047.00	\$8,280.84	---	20.17%
BGS Telemarketing Inc	A O P A Air Safety Foundation Inc	8	\$1,016,466.00	\$477,880.00	\$405,896.00	47.01%
Bristol Marketing Associates Inc	Cancer Fund of America Inc	8	\$103,420.00	\$12,927.16	\$181,542.00	12.50%

DATA OBTAINED FROM INTERIM AND CLOSING STATEMENTS FILED BY PROFESSIONAL FUND RAISERS

PROFESSIONAL FUND RAISER	CHARITABLE ORGANIZATION	GEO. AREA	GROSS RECEIPTS	NET TO CHARITY	UNCOLLECTED PLEDGES	% TO CHARITY
Bristol Marketing Associates Inc	Multiple Sclerosis Foundation Inc	8	\$42,215.00	\$12,664.50	\$43,913.00	30.00%
Campaign Headquarters Inc	Badge and Shield Club Inc	7	\$99,707.00	\$31,906.00	---	32.00%
Campaign Headquarters Inc	Buffalo Police Benevolent Assn Inc	7	\$105,363.00	\$26,341.00	\$3,161.00	25.00%
Campaign Headquarters Inc	Buffalo Police Benevolent Assn Inc	7	\$240,746.00	\$85,000.00	\$4,815.00	35.31%
Campaign Headquarters Inc	Erie County Association of Chiefs of Police Inc	7	\$97,303.00	\$14,000.00	---	14.39%
Campaign Headquarters Inc	Lancaster Village Police Club	7	\$28,136.00	\$9,000.00	---	31.99%
Campaign Headquarters Inc	Niagara Falls New York Police Athletic League	7	\$128,014.00	\$44,805.00	\$2,560.00	35.00%
Campaign Headquarters Inc	Niagara Falls New York Police Athletic League	7	\$304,929.00	\$67,084.00	\$6,099.00	22.00%
Capital District Callers Inc	Food Pantries for the Capital District Inc	4	\$266,229.00	\$141,101.37	---	53.00%
Capital District Callers Inc	Hunger Action Network of New York State	4	\$135,879.00	\$67,939.50	---	50.00%
Capital District Callers Inc	Marine Corps League-Electric City Detachment	4	\$21,795.00	\$11,115.45	---	51.00%
Capital District Callers Inc	Marine Corps League-Troy Detachment Inc	4	\$21,795.00	\$11,115.45	---	51.00%
Capital District Callers Inc	Marine Corps League-Capt William Dale O'Brien Detachment	4	\$21,795.00	\$11,115.45	---	51.00%
Capital District Callers Inc	National Federation of the Blind of New York State Inc	1	\$157,065.00	\$31,413.00	---	20.00%
Capital District Callers Inc	Northeast Mobile Search and Rescue Inc	4	\$59,909.00	\$24,596.00	---	41.06%
Civic Development Group LLC	Cancer Fund of America Inc	8	\$3,116,888.00	\$377,705.00	---	12.12%
Civic Development Group LLC	Children's Charity Fund Inc	8	\$1,419,121.00	\$198,677.00	---	14.00%
Civic Development Group LLC	Disabled Veterans Associations	8	\$1,685,981.00	\$250,000.00	---	14.83%
Civic Development Group LLC	Fire Victims Charitable Foundation Inc	8	\$2,866,598.00	\$458,656.00	---	16.00%
Civic Development Group LLC	Fraternal Order of Police Empire State Lodge Inc	2	\$2,340,784.00	\$504,550.00	\$3,225,914.00	21.55%
Civic Development Group LLC	Metropolitan Police Conference of New York State Inc	2	\$513,677.00	\$150,000.00	---	29.20%
Civic Development Group LLC	Narcotic Enforcement Officers Assn Inc	4	\$454,678.00	\$106,000.00	\$339,160.00	23.31%

DATA OBTAINED FROM INTERIM AND CLOSING STATEMENTS FILED BY PROFESSIONAL FUND RAISERS

PROFESSIONAL FUND RAISER	CHARITABLE ORGANIZATION	GEO. AREA	GROSS RECEIPTS	NET TO CHARITY	UNCOLLECTED PLEDGES	% TO CHARITY
Civic Development Group LLC	Survivors and Victims Empowered	8	\$3,608.00	\$361.00	\$1,540.00	10.01%
Colonial Program Corporation	Cattaraugus County Sheriff's Employees Benevolent Assn	7	\$45,401.03	\$16,000.00	\$1,500.00	35.24%
Colonial Program Corporation	Chautauqua County Sheriffs Employees Assn Inc	7	\$67,710.00	\$20,000.00	\$1,900.00	29.54%
Community Affairs Inc	Association for Disabled Firefighters Inc	8	\$177,377.40	\$21,285.29	---	12.00%
Community Affairs Inc	New York Firefighters Foundation Inc	8	\$339,299.93	\$33,930.00	---	10.00%
Community Affairs Inc	Police Conference of New York Inc	4	\$761,352.00	\$114,203.00	---	15.00%
Community Services Inc	Croton Police Assn	3	\$38,957.00	\$14,577.70	---	37.42%
Community Services Inc	Putnam County Volunteer Firemens Assn	3	\$60,490.00	\$18,147.00	---	30.00%
Community Services Inc	Town of Carmel Police Benevolent Assn Inc	3	\$19,313.00	\$5,793.90	---	30.00%
Community Tele Services	American Association of State Troopers Inc	8	\$918,286.95	\$181,740.84	---	19.79%
Community Tele Services	New York State Union of Police Assn Inc	3	\$536,803.42	\$118,300.00	---	22.04%
ComNet Marketing Group Inc	Brooklyn Botanic Garden Corporation	1	\$11,810.00	\$5,226.00	\$5,325.00	44.25%
ComNet Marketing Group Inc	Mountain Lake Public Telecommunications Council Inc (WCPE)	4	\$66,500.00	\$38,871.00	\$39,744.00	58.45%
ComNet Marketing Group Inc	New York Botanical Garden	1	\$8,565.00	(\$1,857.00)	\$10,830.00	-21.68%
ComNet Marketing Group Inc	Public Broadcasting Council Of Central NY Inc (WCNY)	5	\$70,812.00	\$18,726.00	\$67,186.00	26.44%
ComNet Marketing Group Inc	Vermont Public Radio	8	\$38,297.00	\$21,802.79	\$13,057.00	56.93%
ComNet Marketing Group Inc	WAER-FM (Syracuse University)	5	\$6,408.00	\$2,811.88	\$4,901.00	43.88%
ComNet Marketing Group Inc	WSLU-FM Community Advisory Board North Country Public Radio	5	\$7,240.01	\$4,594.31	\$2,467.99	63.46%
Contract Communications Inc	Americas Athletes With Disabilities Inc	8	\$851,920.00	\$144,826.00	\$391,240.00	17.00%
Customer Elation Inc	New York Special Olympics Inc	4	\$982,678.00	\$445,910.00	\$395,590.00	45.38%
D & R Communications (Sadofsky, David)	Uniformed Fire Fighters Assn of the City of Mt Vernon NY Inc	3	\$77,212.50	\$27,024.38	---	35.00%

DATA OBTAINED FROM INTERIM AND CLOSING STATEMENTS FILED BY PROFESSIONAL FUND RAISERS

PROFESSIONAL FUND RAISER	CHARITABLE ORGANIZATION	GEO. AREA	GROSS RECEIPTS	NET TO CHARITY	UNCOLLECTED PLEDGES	% TO CHARITY
D T Y Marketing (Card, Charles D)	Fondest Wish Foundation Inc	8	\$35,426.50	\$7,085.30	---	20.00%
D T Y Marketing (Card, Charles D)	VietNow National Headquarters	8	\$5,075.00	\$1,015.00	---	20.00%
D&D Telemarketing Inc	Suffolk County Deputy Sheriff's Benevolent Assn	2	\$152,452.00	\$58,463.00	---	38.35%
D&D Telemarketing Inc	Suffolk County Detective Investigators Police Benevolent Assn	2	\$152,030.00	\$60,619.00	---	39.87%
D&D Telemarketing Inc	Suffolk County Police Memorial Fund Inc	2	\$110,872.00	\$44,950.00	---	40.54%
Data Communications Inc	Metropolitan Police Conference of New York State Inc	2	\$570,733.00	\$74,157.32	---	12.99%
Development Center Inc	Adelphi University	2	\$51,316.00	\$25,833.00	---	50.34%
Development Center Inc	Brooklyn College Foundation Inc	1	\$119,771.00	\$60,643.00	---	50.63%
Development Center Inc	Cooper Union for the Advancement of Science & Art	1	\$6,024.00	\$147.00	\$2,805.00	2.44%
Development Center Inc	Hunter College Foundation Inc	1	\$380,843.00	\$322,597.00	---	84.71%
Development Center Inc	Pratt Institute	1	\$82,598.00	\$49,099.00	\$26,277.00	59.44%
Development Center Inc	Queens College Foundation Inc	1	\$244,015.00	\$130,828.00	---	53.61%
DirectLine Technologies Inc	New York Institute of Technology	2	\$21,451.00	(\$12,549.00)	\$23,522.00	-58.50%
DirectLine Technologies Inc	New York Institute of Technology	2	\$23,932.00	(\$20,068.00)	\$21,039.00	-83.85%
Event Marketing (Narde, James E)	Allegany County Deputy Sheriffs' Assn	7	\$62,396.00	\$18,718.80	\$1,750.00	30.00%
Event Marketing (Narde, James E)	Cayuga County Deputy Sheriff's Benevolent Assn	5	\$28,550.00	\$10,849.00	\$500.00	38.00%
Event Marketing (Narde, James E)	Chemung County Deputy Sheriffs Assn	6	\$30,060.00	\$12,625.20	\$700.00	42.00%
Event Marketing (Narde, James E)	Chenango County Deputy Sheriff's Assn	5	\$43,152.50	\$15,103.37	\$500.00	35.00%
Event Marketing (Narde, James E)	Elmira Heights Police Benevolent Assn Inc	6	\$24,490.00	\$8,571.50	\$500.00	35.00%
Event Marketing (Narde, James E)	Elmira Police Benevolent Assn	6	\$66,680.00	\$30,006.00	\$500.00	45.00%
Event Marketing (Narde, James E)	Horseheads Police Benevolent Assn	6	\$40,000.00	\$18,000.00	\$500.00	45.00%
Event Marketing (Narde, James E)	Norwich Fire Fighters Assn	5	\$26,855.00	\$9,399.25	\$1,000.00	35.00%

DATA OBTAINED FROM INTERIM AND CLOSING STATEMENTS FILED BY PROFESSIONAL FUND RAISERS

PROFESSIONAL FUND RAISER	CHARITABLE ORGANIZATION	GEO. AREA	GROSS RECEIPTS	NET TO CHARITY	UNCOLLECTED PLEDGES	% TO CHARITY
Event Marketing (Narde, James E)	Norwich Police Benevolent Assn	5	\$46,100.50	\$13,830.15	\$500.00	30.00%
Event Marketing (Narde, James E)	Oneonta Police Benevolent Assn	5	\$44,274.00	\$16,824.12	\$1,000.00	38.00%
Facter Direct Ltd	Amnesty International of the USA Inc	1	\$153,682.00	\$89,243.46	\$43,858.00	58.07%
Facter Direct Ltd	Amnesty International of the USA Inc	1	\$379,188.00	\$93,490.94	\$276,787.00	24.66%
Facter Direct Ltd	Animal Legal Defense Fund	8	\$9,542.00	(\$6,584.14)	\$6,097.00	-69.00%
Facter Direct Ltd	Anti-Defamation League of B'nai B'rith	1	\$107,499.00	\$4,195.35	\$105,782.00	3.90%
Facter Direct Ltd	Anti-Defamation League of B'nai B'rith	1	\$629,834.00	\$210,243.06	\$388,889.00	33.38%
Facter Direct Ltd	B'nai B'rith Foundation of the United States	8	\$29,130.00	\$7,958.89	\$21,350.00	27.32%
Facter Direct Ltd	Citizens Against Government Waste	8	\$49,331.00	\$2,501.36	\$67,923.00	5.07%
Facter Direct Ltd	Citizens Against Government Waste	8	\$70,333.00	\$8,224.00	\$72,996.00	11.69%
Facter Direct Ltd	Colonial Williamsburg Foundation	8	\$330,510.00	\$143,009.67	\$214,556.00	43.27%
Facter Direct Ltd	Common Cause	8	\$176,697.00	\$5,708.70	\$123,331.00	3.23%
Facter Direct Ltd	Environmental Defense Inc	1	\$21,631.92	(\$31,823.66)	---	-147.11%
Facter Direct Ltd	Greenpeace Inc	8	\$85,561.00	\$20,169.57	\$34,421.00	23.57%
Facter Direct Ltd	Heritage Foundation Inc (DC)	8	\$804,040.00	\$260,876.68	\$384,757.00	32.45%
Facter Direct Ltd	International Fund for Animal Welfare Inc	8	\$22,874.00	(\$3,797.00)	---	-16.60%
Facter Direct Ltd	March of Dimes Birth Defects Foundation	3	\$26,269.00	\$7,874.38	\$30,261.00	29.98%
Facter Direct Ltd	Metropolitan Museum of Art	1	\$341,666.00	\$138,941.05	\$192,115.00	40.67%
Facter Direct Ltd	National Abortion & Reproductive Rights Action League	8	\$293,490.00	\$60,784.14	\$300,164.00	20.71%
Facter Direct Ltd	National Abortion & Reproductive Rights Action League	8	\$980,443.00	\$468,289.44	\$533,842.00	47.76%
Facter Direct Ltd	National Trust for Historic Preservation in the U S	8	\$18,195.00	\$4,499.64	\$8,616.00	24.73%
Facter Direct Ltd	National Trust for Historic Preservation in the U S	8	\$196,390.00	\$69,302.34	\$71,218.00	35.29%
Facter Direct Ltd	Natural Resources Defense Council Inc	1	\$464,186.00	\$208,156.48	\$135,871.00	44.84%

DATA OBTAINED FROM INTERIM AND CLOSING STATEMENTS FILED BY PROFESSIONAL FUND RAISERS

PROFESSIONAL FUND RAISER	CHARITABLE ORGANIZATION	GEO. AREA	GROSS RECEIPTS	NET TO CHARITY	UNCOLLECTED PLEDGES	% TO CHARITY
Facter Direct Ltd	Planned Parenthood Action Fund Inc	1	\$1,221,802.00	\$413,079.70	\$942,461.00	33.81%
Facter Direct Ltd	Planned Parenthood Federation of America Inc	1	\$1,698,296.00	\$1,065,382.90	\$600,210.00	62.73%
Facter Direct Ltd	Public Citizen Inc	8	\$32,165.00	(\$3,116.02)	\$41,983.00	-9.69%
Facter Direct Ltd	Sierra Club	8	\$96,644.00	\$27,374.60	---	28.33%
Facter Direct Ltd	Solomon R Guggenheim Museum	1	\$120,137.00	\$60,968.31	\$115,243.00	50.75%
Facter Direct Ltd	U S English Inc	8	\$291,522.00	\$13,112.14	\$236,989.00	4.50%
Facter Direct Ltd	United States Fund for UNICEF	1	\$478,019.00	\$258,397.37	\$96,817.00	54.06%
Gelmar Ltd	American Foundation for Disabled Children Inc	1	\$4,440.00	\$1,110.00	---	25.00%
Gelmar Ltd	Cancer Care Inc & the National Cancer Care Foundation	1	\$112,679.00	\$28,170.00	---	25.00%
Gelmar Ltd	Long Island Federation for the Elimination of Cancer Inc	2	\$490.00	\$122.50	---	25.00%
Gordon & Schwenkmeyer Inc	National Abortion & Reproductive Rights Action League	8	\$174,465.53	\$0.00	\$8,532.00	0.00%
Gordon & Schwenkmeyer Inc	National Coalition for Homeless Veterans	8	\$270,078.99	\$105,088.54	\$9,889.00	38.91%
Gordon & Schwenkmeyer Inc	National Coalition for the Homeless Inc	8	\$73,838.20	\$27,000.00	\$320.00	36.57%
Gordon & Schwenkmeyer Inc	New York Cares Inc	1	\$232,522.25	\$111,341.65	\$27,482.00	47.88%
Gotham Productions Inc	Amsterdam Police Superior Officers Assn	4	\$35,343.50	\$8,835.88	---	25.00%
Gotham Productions Inc	City of White Plains Police Benevolent Assn	3	\$44,846.00	\$12,107.07	---	27.00%
Gotham Productions Inc	Johnstown Police Benevolent Assn	4	\$46,016.83	\$12,098.00	---	26.29%
Gotham Productions Inc	Kingston Police Benevolent Assn	3	\$66,513.00	\$16,628.25	---	25.00%
Gotham Productions Inc	Northeastern Police Conference Inc	4	\$11,405.00	\$2,851.00	---	25.00%
Gotham Productions Inc	Oneida Police Benevolent Assn	5	\$53,912.00	\$13,478.00	---	25.00%
Gotham Productions Inc	Philip S McDonald Police Benevolent Assn	5	\$86,795.76	\$20,000.00	---	23.04%
Gotham Productions Inc	Police Association of the City of Yonkers Inc	3	\$326,625.00	\$107,059.00	---	32.78%
Gotham Productions Inc	Police Athletic League of Yonkers Foundation Inc	3	\$212,158.50	\$68,647.54	---	32.36%

DATA OBTAINED FROM INTERIM AND CLOSING STATEMENTS FILED BY PROFESSIONAL FUND RAISERS

PROFESSIONAL FUND RAISER	CHARITABLE ORGANIZATION	GEO. AREA	GROSS RECEIPTS	NET TO CHARITY	UNCOLLECTED PLEDGES	% TO CHARITY
Gotham Productions Inc	Rensselaer County Deputy Sheriffs Police Benevolent Assn	4	\$106,693.50	\$32,008.05	---	30.00%
Gotham Productions Inc	Rensselaer Police Assn	4	\$59,456.00	\$14,864.00	---	25.00%
Gotham Productions Inc	Schenectady County Sheriffs Benevolent Assn	4	\$165,007.00	\$48,287.60	---	29.26%
Gotham Productions Inc	Schenectady Police Benevolent Assn	4	\$224,191.50	\$56,047.88	---	25.00%
Gotham Productions Inc	Spring Valley Policemen's Benevolent Assn	3	\$26,953.00	\$8,033.20	---	29.80%
Gotham Productions Inc	Town of Saugerties Police Benevolent Assn	3	\$19,410.00	\$5,240.70	---	27.00%
Gotham Productions Inc	Town of Saugerties Police Benevolent Assn	3	\$27,589.00	\$7,449.00	---	27.00%
Gotham Productions Inc	Ulster County Shields	3	\$31,705.50	\$8,560.48	---	27.00%
Gotham Productions Inc	Village of Saugerties Police Benevolent Assn	3	\$38,278.00	\$10,335.00	---	27.00%
Griffin Marketing LLC	National Police Defense Foundation Inc	2	\$9,630.00	\$1,926.00	\$4,000.00	20.00%
Griffin Marketing LLC	New York Police Scholarship Foundation	8	\$18,050.00	\$1,805.00	\$6,000.00	10.00%
Griffin Marketing LLC	Reserve Police Officers Assn	8	\$17,963.00	\$3,233.34	\$9,000.00	18.00%
Griffin Marketing LLC	VietNow National Headquarters	8	\$98,850.00	\$17,793.00	\$25,000.00	18.00%
Harris O'Malley Marketing Inc	Amnesty International of the USA Inc	1	\$25,717.00	\$0.00	\$20,717.00	0.00%
Harris O'Malley Marketing Inc	Common Cause	8	\$24,249.00	\$0.00	\$18,050.00	0.00%
Harris O'Malley Marketing Inc	Defenders of Wildlife Inc	8	\$15,222.00	\$0.00	---	0.00%
Harris O'Malley Marketing Inc	Doctors Without Borders USA Inc	1	\$121,340.34	\$34,057.69	\$18,369.66	28.07%
Harris O'Malley Marketing Inc	Environmental Defense Inc	1	\$67,441.00	\$0.00	\$49,124.00	0.00%
Harris O'Malley Marketing Inc	Farm Sanctuary Inc	6	\$19,854.00	\$0.00	\$18,972.00	0.00%
Harris O'Malley Marketing Inc	Natural Resources Defense Council Inc	1	\$171,980.14	\$100,000.00	---	58.15%
Harris O'Malley Marketing Inc	People for the Ethical Treatment of Animals	8	\$189,329.00	\$54,172.00	\$90,220.00	28.61%
Harris O'Malley Marketing Inc	Planetary Society	8	\$79,592.00	\$0.00	\$74,750.00	0.00%

DATA OBTAINED FROM INTERIM AND CLOSING STATEMENTS FILED BY PROFESSIONAL FUND RAISERS

PROFESSIONAL FUND RAISER	CHARITABLE ORGANIZATION	GEO. AREA	GROSS RECEIPTS	NET TO CHARITY	UNCOLLECTED PLEDGES	% TO CHARITY
Harris O'Malley Marketing Inc	United States Fund for UNICEF	1	\$191,095.82	(\$30,620.13)	\$128,652.00	-16.02%
Heritage Company Inc (The)	81st Promenade Nationale Corp La Societe Des 40 Hommes et 8 Chevaux	8	\$156,081.00	\$30,414.38	---	19.49%
Heritage Company Inc (The)	American Association of the Deaf-Blind	8	\$1,387,437.16	\$197,184.77	---	14.21%
Heritage Company Inc (The)	Americas Athletes With Disabilities Inc	8	\$585,108.57	\$118,709.77	---	20.29%
Heritage Company Inc (The)	Children's Wish Foundation International Inc	8	\$3,496,991.18	\$842,988.58	---	24.11%
Heritage Company Inc (The)	Empire State Association of the Deaf Inc	7	\$15,135.00	\$11,500.00	---	75.98%
Heritage Company Inc (The)	Enlisted Association of the New York National Guard	4	\$38,293.00	\$16,239.06	---	42.41%
Heritage Company Inc (The)	Mothers Against Drunk Driving	8	\$1,222,136.17	\$611,068.09	---	50.00%
Heritage Company Inc (The)	Mothers Against Drunk Driving	8	\$4,746,529.57	\$2,373,264.79	---	50.00%
Heritage Company Inc (The)	Multiple Sclerosis Association of America	8	\$3,547,221.94	\$673,972.17	---	19.00%
Heritage Company Inc (The)	National Children's Cancer Society Inc	8	\$1,685,006.89	\$722,060.50	---	42.85%
Heritage Company Inc (The)	V F W of the United States-Department of New York	4	\$13,275.00	\$15,500.00	---	116.76%
Heritage Company Inc (The)	Vanished Children's Alliance	8	\$900,846.66	\$187,567.77	---	20.82%
Hill, Allan C Productions Inc	AMVETS-Pvt John T Cavanaugh Jr Friendship Post #76	2	\$16,505.00	\$2,500.00	\$6,913.00	15.15%
Hill, Allan C Productions Inc	AMVETS-Pvt John T Cavanaugh Jr Friendship Post #76	2	\$11,600.00	\$2,500.00	\$4,785.00	21.55%
Hill, Allan C Productions Inc	Benevolent & Protective Order of Elks #841-Staten Island	1	\$12,563.00	\$2,000.00	\$5,967.00	15.92%
Hill, Allan C Productions Inc	Benevolent & Protective Order of Elks #841-Staten Island	1	\$14,395.00	\$2,000.00	\$6,169.00	13.89%
Hill, Allan C Productions Inc	Broome County Humane Society and Relief Assn	5	\$209,797.78	\$23,223.00	\$77,597.00	11.07%
Hill, Allan C Productions Inc	Kiwanis Club-Farmingdale	2	\$15,775.00	\$2,000.00	\$3,680.00	12.68%
Hill, Allan C Productions Inc	Kiwanis Club-Willistons Foundation Inc	2	\$12,720.00	\$2,000.00	\$4,755.00	15.72%
Holmac Telecommunications Inc	Police Conference of New York Inc	4	\$354,119.00	\$113,318.00	---	32.00%
Holmac Telecommunications Inc	Scarsdale Patrolmen's Benevolent Assn	3	\$194,904.00	\$60,971.15	---	31.28%

DATA OBTAINED FROM INTERIM AND CLOSING STATEMENTS FILED BY PROFESSIONAL FUND RAISERS

PROFESSIONAL FUND RAISER	CHARITABLE ORGANIZATION	GEO. AREA	GROSS RECEIPTS	NET TO CHARITY	UNCOLLECTED PLEDGES	% TO CHARITY
Holmac Telecommunications Inc	Yonkers Police Captain's, Lieutenant's & Sergeant's Benevolent Assn	3	\$169,340.00	\$55,801.70	---	32.95%
IDC Ltd	Association of Graduates of the U S Military Academy	3	\$101,058.00	\$60,485.52	\$778,042.00	59.85%
IDC Ltd	Association of Graduates of the U S Military Academy	3	\$2,775.00	(\$28,765.00)	\$193,985.00	-1036.58%
IDC Ltd	Baruch College Fund	1	\$61,432.00	(\$35,535.00)	\$198,044.00	-57.84%
IDC Ltd	New York and Presbyterian Hospital	1	\$797,036.00	\$623,694.00	\$1,138,987.00	78.25%
Infocision Management Corporation	American Center for Law & Justice Inc	8	\$1,759,905.53	\$906,361.35	---	51.50%
Infocision Management Corporation	American Diabetes Assn Inc	8	\$153,497.00	\$29,061.00	---	18.93%
Infocision Management Corporation	American Institute for Cancer Research	8	\$149,372.00	\$10,932.00	---	7.32%
Infocision Management Corporation	Arthritis Foundation	8	\$637,584.00	\$359,184.00	---	56.34%
Infocision Management Corporation	Christian Advocates Serving Evangelism	8	\$2,899,629.00	\$411,158.00	---	14.18%
Infocision Management Corporation	Christian Coalition of America Inc	8	\$3,144,423.07	\$970,500.00	---	30.86%
Infocision Management Corporation	Epilepsy Foundation	8	\$7,975.00	\$0.00	---	0.00%
Infocision Management Corporation	Food for the Poor Inc	8	\$2,424,349.33	\$1,980,650.33	---	81.70%
Infocision Management Corporation	National Easter Seal Society Inc	8	\$569,579.29	\$3,477.46	---	0.61%
Infocision Management Corporation	National Right to Life Committee Inc	8	\$1,742,540.87	\$1,056,335.58	---	60.62%
Infocision Management Corporation	National Wildlife Federation	8	\$669,292.00	\$301,182.00	---	45.00%
Infocision Management Corporation	United Seniors Assn Inc	8	\$11,978.00	\$826.50	---	6.90%
Infocision Management Corporation	United Service Organizations Inc	8	\$174,716.00	\$5,631.00	---	3.22%
Infocision Management Corporation	World Wildlife Fund Inc	8	\$628,325.57	\$166,157.01	---	26.44%
InService America Inc	United Service Organizations Inc	8	\$269,766.00	\$67,759.06	\$105,052.00	25.12%
Integral Resources Inc	American Council of the Blind Inc	8	\$185,723.76	(\$27,589.31)	\$93,291.10	-14.86%
Integral Resources Inc	American Council of the Blind Inc	8	\$427,530.09	\$102,000.00	\$204,704.94	23.86%

DATA OBTAINED FROM INTERIM AND CLOSING STATEMENTS FILED BY PROFESSIONAL FUND RAISERS

PROFESSIONAL FUND RAISER	CHARITABLE ORGANIZATION	GEO. AREA	GROSS RECEIPTS	NET TO CHARITY	UNCOLLECTED PLEDGES	% TO CHARITY
Integral Resources Inc	Children's Defense Fund Action Council	8	\$568,798.08	\$250,233.38	\$35,209.04	43.99%
Integral Resources Inc	Nation's Missing Children Organization Inc	8	\$331,389.56	\$43,166.64	\$239,571.53	13.03%
Integral Resources Inc	People for the American Way	8	\$128,224.81	\$26,961.06	\$140,325.25	21.03%
Integral Resources Inc	Planned Parenthood Action Fund Inc	1	\$418,469.51	\$142,085.83	\$232,351.24	33.95%
Integral Resources Inc	Planned Parenthood Federation of America Inc	1	\$21,616.90	\$4,916.10	\$1,164.40	22.74%
Island Marketing Concepts Inc	Hempstead Police Benevolent Assn Inc	2	\$257,992.30	\$62,098.01	---	24.07%
Island Marketing Concepts Inc	Lynbrook Police Benevolent Assn	2	\$55,570.00	\$16,671.00	---	30.00%
Island Marketing Concepts Inc	Nassau Police Conference Inc	2	\$471,135.50	\$129,220.00	---	27.43%
Island Marketing Concepts Inc	Village of Hempstead Police Activity League	2	\$93,512.00	\$28,013.60	---	29.96%
JNK Enterprises Inc	Eastchester Police Benevolent Assn	3	\$61,270.00	\$18,381.00	---	30.00%
LAS LLC	Childhood Leukemia Foundation Inc	8	\$1,439,048.00	\$265,000.00	---	18.42%
LAS LLC	Committee for Missing Children Inc	8	\$2,271,442.00	\$204,349.00	---	9.00%
LAS LLC	International Union of Police Associations AFL-CIO	8	\$3,550,381.00	\$580,830.00	---	16.36%
LAS LLC	National Law Enforcement Sports Federation Ltd Inc	8	\$1,654,668.00	\$178,846.00	---	10.81%
Lester Inc	Allendale Columbia School	6	\$7,140.00	\$4,776.51	---	66.90%
Lester Inc	Bank Street College of Education	1	\$27,626.00	\$5,743.47	\$20,723.00	20.79%
Lester Inc	Barnard College	1	\$288,760.00	\$236,714.55	\$66,409.00	81.98%
Lester Inc	College Foundation at Delhi Inc	3	\$33,848.00	\$11,451.90	\$23,873.00	33.83%
Lester Inc	Consumers Union of United States Inc	3	\$572,131.00	\$315,859.00	\$178,531.00	55.21%
Lester Inc	Empire State College Foundation	4	\$71,977.00	\$42,139.23	---	58.55%
Lester Inc	Masters School	3	\$21,044.25	\$17,869.16	---	84.91%
Lester Inc	Riverdale Country School	1	\$20,420.00	\$13,989.36	---	68.51%
Lester Inc	Rye Country Day School	3	\$21,944.50	\$17,120.00	\$4,170.00	78.02%

DATA OBTAINED FROM INTERIM AND CLOSING STATEMENTS FILED BY PROFESSIONAL FUND RAISERS

PROFESSIONAL FUND RAISER	CHARITABLE ORGANIZATION	GEO. AREA	GROSS RECEIPTS	NET TO CHARITY	UNCOLLECTED PLEDGES	% TO CHARITY
Mac Communications (MacDonald, John T)	Metropolitan Police Conference of New York State Inc	2	\$197,501.00	\$69,876.38	---	35.38%
Mac Communications (MacDonald, John T)	New York Police and Peace Officers Assn Inc	3	\$161,168.00	\$48,337.12	---	29.99%
Mac Communications (MacDonald, John T)	New York Firefighters Foundation Inc	8	\$14,415.00	\$1,441.50	\$112.00	10.00%
Mako Enterprises (Grimm, Robert)	Monticello Policemen's Benevolent Assn Inc	3	\$28,732.00	\$10,000.00	---	34.80%
Mako Enterprises (Grimm, Robert)	Sullivan County Patrolmans Benevolent Assn	3	\$28,167.00	\$8,450.00	---	30.00%
Market Access Inc	Lincoln Center for the Performing Arts Inc	1	\$526,935.00	\$367,526.00	\$1,745.00	69.75%
Marketing Squad Inc	American Legion Convention Corp of Niagara County NY	7	\$307,290.00	\$46,094.00	---	15.00%
Marketing Squad Inc	Jaycees-New York State Inc	5	\$248,770.00	\$37,316.00	---	15.00%
Marketing Squad Inc	Kiwanis Club-Rochester NY Inc	6	\$124,445.00	\$31,111.00	---	25.00%
Marketing Squad Inc	Monroe County Volunteer Firemen's Assn Inc	6	\$91,770.00	\$22,943.00	---	25.00%
Marketing Squad Inc	Parents of Retarded Children Camp Fund Inc	7	\$93,550.00	\$18,710.00	---	20.00%
Marketing Squad Inc	Rochester Boxing Hall of Fame	6	\$101,543.00	\$15,232.00	---	15.00%
Marketing Squad Inc	Voice for the Children Inc	8	\$44,400.00	\$6,660.00	---	15.00%
MDS Communications Corporation	Alliance Defense Fund	8	\$126,520.00	\$79,338.00	\$31,670.00	62.71%
MDS Communications Corporation	Christian Research Institute Inc	8	\$706,234.00	\$476,975.00	---	67.54%
MDS Communications Corporation	Concerned Women for America	8	\$1,879,463.00	\$62,093.00	\$1,510,563.00	3.30%
MDS Communications Corporation	Food for the Hungry Inc	8	\$330,826.00	\$228,059.00	\$98,113.00	68.94%
MDS Communications Corporation	Holt International Children's Service Inc	8	\$22,189.00	\$14,264.00	\$5,216.00	64.28%
MDS Communications Corporation	Life Issues Institute Inc	8	\$154,183.00	\$89,940.00	\$53,454.00	58.33%
MDS Communications Corporation	Long Island Coalition for Life Inc	2	\$27,988.00	\$14,542.00	\$9,467.00	51.96%
MDS Communications Corporation	Mercy Corps International	8	\$363,659.00	\$273,819.00	\$93,221.00	75.30%
MDS Communications Corporation	Mothers Against Drunk Driving	8	\$439,497.00	\$148,826.00	\$246,190.00	33.86%
MDS Communications Corporation	National Right to Life Committee Inc	8	\$4,296,274.00	\$776,398.00	---	18.07%

DATA OBTAINED FROM INTERIM AND CLOSING STATEMENTS FILED BY PROFESSIONAL FUND RAISERS

PROFESSIONAL FUND RAISER	CHARITABLE ORGANIZATION	GEO. AREA	GROSS RECEIPTS	NET TO CHARITY	UNCOLLECTED PLEDGES	% TO CHARITY
MDS Communications Corporation	New York State Right to Life Committee	4	\$327,619.00	\$202,752.00	\$105,641.00	61.89%
Midwest Publishing-MN Inc	Metropolitan Police Conference of New York State Inc	2	\$30,917.53	\$5,379.23	---	17.40%
Midwest Publishing-MN Inc	New York State Deputies Assn Inc	5	\$353,063.33	\$60,020.77	---	17.00%
Midwest Publishing-MN Inc	Operation Lookout National Center for Missing Youth	8	\$158,085.06	\$23,712.76	---	15.00%
Midwest Publishing-OH Inc	Metropolitan Police Conference of New York State Inc	2	\$83,306.38	\$14,162.09	---	17.00%
Midwest Publishing-OH Inc	New York State Deputies Assn Inc	5	\$553,039.43	\$94,016.70	---	17.00%
Midwest Publishing-OH Inc	Operation Lookout National Center for Missing Youth	8	\$192,728.42	\$28,909.26	---	15.00%
Monroe Civic Assistance (Boyd, Rodney)	Kiwanis Club-Southwest Rochester	6	\$32,447.00	\$10,383.04	\$2,000.00	32.00%
Monroe Civic Assistance (Boyd, Rodney)	Senior Citizens Action Council of Monroe County	6	\$13,246.00	\$4,238.72	---	32.00%
MSGI Direct Inc	Carnegie Hall Society Inc	1	\$2,299,775.00	\$1,705,107.00	---	74.14%
MSGI Direct Inc	Center for Food Safety	8	\$43,337.00	(\$9,100.00)	\$19,653.00	-21.00%
MSGI Direct Inc	Field Museum of Natural History	8	\$246,870.00	\$116,452.00	\$78,216.00	47.17%
MSGI Direct Inc	Long Island University	2	\$281,948.00	\$131,411.00	---	46.61%
MSGI Direct Inc	Manhattan Theatre Club Inc	1	\$565,969.00	\$398,908.00	\$17,879.00	70.48%
MSGI Direct Inc	New York City Ballet Inc	1	\$738,526.00	\$521,686.00	\$32,873.00	70.64%
MSGI Direct Inc	Philharmonic Symphony Society of New York Inc	1	\$1,051,455.00	\$652,922.00	\$79,307.00	62.10%
MSGI Direct Inc	Sierra Club	8	\$1,129,135.00	\$353,652.60	\$1,636,946.00	31.32%
MSGI Direct Inc	Whitney Museum of American Art	1	\$152,081.00	\$78,497.00	\$1,920.00	51.62%
Municipal Marketing (Blaine, Kim E)	Cortland County Deputy Sheriff's Benevolent Assn	5	\$59,967.00	\$17,989.60	---	30.00%
Municipal Marketing (Blaine, Kim E)	Humane Society of Central Delaware County	3	\$25,208.50	\$3,025.01	---	12.00%
Municipal Marketing (Blaine, Kim E)	John E Creedon Police Benevolent Assn	5	\$155,845.00	\$54,991.00	---	35.29%
Municipal Marketing (Blaine, Kim E)	North Syracuse Police Benevolent Assn	5	\$57,532.00	\$17,259.60	---	30.00%
Municipal Marketing (Blaine, Kim E)	Oneida County Volunteer Fire Police Assn	5	\$54,770.50	\$13,692.63	---	25.00%

DATA OBTAINED FROM INTERIM AND CLOSING STATEMENTS FILED BY PROFESSIONAL FUND RAISERS

PROFESSIONAL FUND RAISER	CHARITABLE ORGANIZATION	GEO. AREA	GROSS RECEIPTS	NET TO CHARITY	UNCOLLECTED PLEDGES	% TO CHARITY
Municipal Marketing (Blaine, Kim E)	Perry F Barrett Police Club (Salamanca Police Club)	7	\$40,818.00	\$8,163.60	---	20.00%
Municipal Marketing (Blaine, Kim E)	VietNow National Headquarters	8	\$35,449.00	\$7,099.80	---	20.03%
Mure Associates Inc	Bi-County Services Against Women's & Children's Abuse	2	\$83,693.60	\$16,738.60	---	20.00%
Mure Associates Inc	Long Island Responds	2	\$142,495.50	\$14,249.50	---	10.00%
Mure Associates Inc	Timothy Hill Childrens' Ranch	2	\$42,249.75	\$8,449.95	---	20.00%
Mure Associates Inc	Vietnam Veterans of America-Chapter #11 Suffolk NY Inc	2	\$80,210.00	\$17,646.00	---	22.00%
National Benefit Company	Chautauqua County Volunteer Firemen's Fraternity Inc	7	\$37,505.00	\$9,376.25	---	25.00%
National Benefit Company	Correction Officers Benevolent Assn of Rockland County	3	\$107,285.00	\$32,402.85	---	30.20%
National Benefit Company	Fraternal Order of Police Oswego County-NYS Lodge #1	5	\$82,825.00	\$20,706.25	---	25.00%
National Benefit Company	Rockland County Patrolmen's Benevolent Assn Inc	3	\$175,746.45	\$61,511.25	---	35.00%
National Promotional Services Inc	American Foundation for Disabled Children Inc	1	\$4,490.00	\$898.00	---	20.00%
National Promotional Services Inc	Coalition Against Breast Cancer Inc	2	\$314,135.00	\$54,543.00	---	17.36%
National Promotional Services Inc	Defeat Diabetes Foundation Inc	8	\$32,689.33	\$6,537.87	---	20.00%
National Promotional Services Inc	Disabled Veterans of America Inc-PFC Salvatore J Armato	2	\$14,977.00	\$2,995.40	---	20.00%
National Promotional Services Inc	Fondest Wish Foundation Inc	8	\$193,989.54	\$35,232.26	---	18.16%
National Promotional Services Inc	Knights of Columbus-Pope Pius XII	2	\$6,614.00	\$960.00	---	14.51%
National Promotional Services Inc	Knights of Columbus-Msgr Delaney Council #5983	2	\$75,235.00	\$18,808.75	---	25.00%
National Promotional Services Inc	Long Island State Park Police Benevolent Assn	2	\$315,557.00	\$75,723.25	---	24.00%
National Promotional Services Inc	Manor Park Seniors Ltd	2	\$194,136.89	\$44,766.22	---	23.06%
National Promotional Services Inc	Marine Corps League-Huntington Long Island Detachment	2	\$356,529.50	\$71,305.50	---	20.00%
National Promotional Services Inc	National Police Defense Foundation Inc	2	\$165,898.98	\$33,179.80	---	20.00%
National Promotional Services Inc	National Veterans Service Fund Inc	8	\$70,450.50	\$14,089.60	---	20.00%
National Promotional Services Inc	V F W of the United States-Suffolk County Chapter	2	\$87,365.38	\$17,473.08	---	20.00%

DATA OBTAINED FROM INTERIM AND CLOSING STATEMENTS FILED BY PROFESSIONAL FUND RAISERS

PROFESSIONAL FUND RAISER	CHARITABLE ORGANIZATION	GEO. AREA	GROSS RECEIPTS	NET TO CHARITY	UNCOLLECTED PLEDGES	% TO CHARITY
National Promotional Services Inc	V F W of the United States-Nassau County Council	2	\$85,389.11	\$17,077.82	---	20.00%
Nationwide Fundraisers Inc	ADSA Inc	8	\$1,134,174.98	\$92,384.26	\$736,842.00	8.15%
Nationwide Fundraisers Inc	Nation's Missing Children Organization Inc	8	\$94,586.00	\$18,917.20	\$61,110.00	20.00%
Nationwide Fundraisers Inc	Reserve Police Officers Assn	8	\$186,655.00	\$17,585.50	\$128,391.00	9.42%
Nationwide Fundraisers Inc	Shiloh International Ministries	8	\$219,548.46	\$20,860.80	\$196,821.30	9.50%
Nationwide Fundraisers Inc	United States Law Enforcement Trainers Assn Inc	8	\$2,780.00	\$278.00	\$231.50	10.00%
New Liberty Promotions Inc	New York Police Scholarship Foundation	8	\$157,561.00	\$15,756.10	---	10.00%
New Liberty Promotions Inc	New York State Police Chiefs Benevolent Assn Inc	3	\$808,863.61	\$121,329.54	---	15.00%
New Liberty Promotions Inc	New York Firefighters Foundation Inc	8	\$210,525.00	\$21,052.50	---	10.00%
Niagara Frontier Advertising Associates Inc	Batavia Police Benevolent Assn	7	\$23,875.00	\$8,000.00	---	33.51%
Niagara Frontier Advertising Associates Inc	Cayuga Club PBA of the Town of Lancaster Police Dept	7	\$25,780.00	\$13,000.00	---	50.43%
Niagara Frontier Advertising Associates Inc	Cheektowaga Police Captains and Lieutenants Assn Inc	7	\$30,875.00	\$18,000.00	---	58.30%
Niagara Frontier Advertising Associates Inc	Cheektowaga Police Club Inc	7	\$46,865.00	\$13,850.00	---	29.55%
Niagara Frontier Advertising Associates Inc	City of Tonawanda Frontier Police Club	7	\$17,832.50	\$9,000.00	---	50.47%
Niagara Frontier Advertising Associates Inc	Depew Police Benevolent Assn Inc	7	\$27,090.00	\$16,000.00	---	59.06%
Niagara Frontier Advertising Associates Inc	Kenmore Club Police Benevolent Assn Inc	7	\$19,906.08	\$14,500.00	---	72.84%
Niagara Frontier Advertising Associates Inc	Monroe County Association of Police Chiefs Inc	6	\$39,350.00	\$12,000.00	---	30.50%
Non-Profit Telemedia Inc	Americas Athletes With Disabilities Inc	8	\$264,139.08	\$42,262.25	\$318,542.02	16.00%
Non-Profit Telemedia Inc	Cancer Fund of America Inc	8	\$586,453.00	\$76,240.00	---	13.00%
Non-Profit Telemedia Inc	Heart Support of America Inc	8	\$480,165.50	\$57,619.86	\$592,502.50	12.00%
Non-Profit Telemedia Inc	National Association for the Terminally Ill	8	\$60,406.50	\$4,663.25	\$36,246.50	7.72%
Non-Profit Telemedia Inc	National S A F E Home Foundation Inc	7	\$493,933.64	\$64,211.37	\$524,084.36	13.00%
Non-Profit Telemedia Inc	Survivors and Victims Empowered	8	\$448,364.73	\$44,836.47	\$543,741.16	10.00%

DATA OBTAINED FROM INTERIM AND CLOSING STATEMENTS FILED BY PROFESSIONAL FUND RAISERS

PROFESSIONAL FUND RAISER	CHARITABLE ORGANIZATION	GEO. AREA	GROSS RECEIPTS	NET TO CHARITY	UNCOLLECTED PLEDGES	% TO CHARITY
Nordel Publishing Inc	Albany County Deputy Sheriffs Police Benevolent Assn	4	\$36,434.00	\$10,930.00	---	30.00%
Nordel Publishing Inc	Bethlehem Police Benevolent Assn Inc	4	\$71,503.00	\$32,176.00	---	45.00%
Nordel Publishing Inc	Colonie Police Benevolent Assn Inc	4	\$107,988.00	\$39,557.51	---	36.63%
Nordel Publishing Inc	Glenville Police Benevolent Assn	4	\$47,896.00	\$14,369.00	---	30.00%
Nordel Publishing Inc	Niskayuna Police Benevolent Assn	4	\$62,958.47	\$23,165.49	---	36.79%
Nordel Publishing Inc	Troy Police Benevolent and Protective Assn	4	\$50,351.00	\$25,176.00	---	50.00%
Northeastern Advertising (Morgan, William J)	Binghamton Police Supervisors Assn Inc	5	\$42,315.00	\$21,157.50	---	50.00%
Northeastern Advertising (Morgan, William J)	Binghamton Police Benevolent Assn	5	\$81,375.00	\$40,687.50	---	50.00%
Northeastern Advertising (Morgan, William J)	Employee's Union Tompkins County Sheriff Dept	5	\$70,837.50	\$35,418.75	---	50.00%
Northeastern Advertising (Morgan, William J)	Fraternal Order of Police Broome County Lodge #99	5	\$11,180.00	\$5,590.00	---	50.00%
Northeastern Advertising (Morgan, William J)	N Y S Park Police P B A Inc	2	\$48,590.00	\$17,006.50	---	35.00%
Northeastern Advertising (Morgan, William J)	Onondaga County Deputy Sheriffs Police Assn Inc	5	\$89,532.50	\$44,766.25	---	50.00%
Northeastern Advertising (Morgan, William J)	Rockland County Society for the Prevention of Cruelty to Children	3	\$11,055.00	\$3,869.25	---	35.00%
Northeastern Advertising (Morgan, William J)	Southern Tier Canine Assn Inc	5	\$38,112.50	\$19,056.25	---	50.00%
Northeastern Advertising (Morgan, William J)	VietNow National Headquarters	8	\$6,380.00	\$1,276.00	---	20.00%
Northeastern Advertising (Morgan, William J)	Watkins Glen Police Benevolent Assn Inc	6	\$31,583.00	\$13,580.69	---	43.00%
NPO Direct Marketing Inc	Buffalo Philharmonic Orchestra Society Inc	7	\$766,940.00	\$640,675.00	\$97,659.00	83.54%
NPO Direct Marketing Inc	Roundabout Theatre Company Inc	1	\$715,493.00	\$435,129.00	\$977,775.00	60.82%
NPO Direct Marketing Inc	Roundabout Theatre Company Inc	1	\$35,055.00	\$9,408.13	\$3,145.00	26.84%
Optima Direct Inc	Educational Broadcasting Corporation	1	\$1,519,107.00	\$847,540.00	---	55.79%
Optima Direct Inc	WNYC Radio	1	\$364,749.00	\$260,742.00	---	71.49%
Outreach Center Inc (Direct Advantage Marketing)	National Abortion & Reproductive Rights Action League	8	\$108,396.00	\$58,043.25	---	53.55%

DATA OBTAINED FROM INTERIM AND CLOSING STATEMENTS FILED BY PROFESSIONAL FUND RAISERS

PROFESSIONAL FUND RAISER	CHARITABLE ORGANIZATION	GEO. AREA	GROSS RECEIPTS	NET TO CHARITY	UNCOLLECTED PLEDGES	% TO CHARITY
Outreach Center Inc (Direct Advantage Marketing)	National Parks Conservation Assn	8	\$186,820.00	\$128,976.30	---	69.04%
Outreach Center Inc (Direct Advantage Marketing)	Society of Automotive Engineers Inc	8	\$126,499.00	\$31,735.00	---	25.09%
Phone Bank Systems Inc	Western New York Public Broadcasting Assn	7	\$201,763.03	\$140,065.27	\$42,562.96	69.42%
Profunra (Sheehan, Lynda Ann)	Kamp Koinonia Inc	6	\$31,185.00	\$5,302.00	---	17.00%
Profunra (Sheehan, Lynda Ann)	Kidwish USA Inc	2	\$37,870.00	\$4,849.00	---	12.80%
Public Interest Communications Inc	American Civil Liberties Union	1	\$154,978.83	\$40,070.19	\$81,189.17	25.86%
Public Interest Communications Inc	American Health Assistance Foundation	8	\$269,474.00	\$7,631.13	---	2.83%
Public Interest Communications Inc	American Rivers Inc	8	\$87,749.00	\$45,848.85	---	52.25%
Public Interest Communications Inc	Amnesty International of the USA Inc	1	\$1,298,905.00	\$706,167.20	\$91,934.00	54.37%
Public Interest Communications Inc	Christian Appalachian Project Inc	8	\$1,445,704.00	\$1,329,551.48	\$116,296.00	91.97%
Public Interest Communications Inc	Comic Relief	8	\$679,288.00	\$444,190.50	\$237,340.00	65.39%
Public Interest Communications Inc	Common Cause	8	\$209,254.00	\$34,296.56	\$33,034.00	16.39%
Public Interest Communications Inc	Deafness Research Foundation	1	\$25,050.00	\$8,502.31	\$2,221.00	33.94%
Public Interest Communications Inc	Defenders of Wildlife Inc	8	\$735,719.91	\$265,991.05	\$196,534.09	36.15%
Public Interest Communications Inc	Handgun Control Inc	8	\$865,174.69	\$376,005.54	\$153,223.30	43.46%
Public Interest Communications Inc	Mothers Against Drunk Driving	8	\$536,148.19	\$361,222.75	---	67.37%
Public Interest Communications Inc	National Audubon Society Inc	1	\$363,974.00	\$135,773.00	\$53,131.00	37.30%
Public Interest Communications Inc	National Wildlife Federation	8	\$383,224.00	\$259,270.86	---	67.66%
Public Interest Communications Inc	Nature Conservancy	8	\$100,983.00	\$32,149.93	\$61,351.00	31.84%
Public Interest Communications Inc	Public Citizen Foundation Inc	8	\$14,407.00	\$5,047.00	\$12,460.16	35.03%
Public Interest Communications Inc	Public Citizen Inc	8	\$64,713.00	\$28,860.00	\$55,680.84	44.60%
Public Interest Communications Inc	Public Citizen Inc	8	\$89,299.50	\$2,459.75	---	2.75%
Public Interest Communications Inc	Rails-to-Trails Conservancy	8	\$132,830.00	\$825.26	\$38,225.00	0.62%

DATA OBTAINED FROM INTERIM AND CLOSING STATEMENTS FILED BY PROFESSIONAL FUND RAISERS

PROFESSIONAL FUND RAISER	CHARITABLE ORGANIZATION	GEO. AREA	GROSS RECEIPTS	NET TO CHARITY	UNCOLLECTED PLEDGES	% TO CHARITY
Public Interest Communications Inc	United States Fund for UNICEF	1	\$667,965.71	\$503,373.45	---	75.36%
Public Interest Communications Inc	Vietnam Veterans Memorial Fund Inc	8	\$6,135.00	\$597.61	\$8,670.00	9.74%
Public Interest Communications Inc	World Wildlife Fund Inc	8	\$941,750.10	\$399,349.67	\$164,413.80	42.41%
Reese Brothers Inc	American Cancer Society Inc	8	\$2,194,091.00	\$65,823.00	\$2,826,689.00	3.00%
Reese Brothers Inc	Children's Wish Foundation International Inc	8	\$9,116,884.00	\$1,929,358.00	\$5,452,878.00	21.16%
Reese Brothers Inc	Miracle Flights for Kids	8	\$2,584,650.00	\$447,178.00	\$788,200.00	17.30%
Reese Brothers Inc	National Caregiving Foundation	8	\$3,899,546.00	\$848,251.00	\$2,071,990.00	21.75%
Regency Communications Inc	American Leprosy Missions Inc	8	\$99,175.00	\$50,102.25	---	50.52%
Regency Communications Inc	Christian Blind Mission International	8	\$14,646.00	\$7,619.75	---	52.03%
Regency Communications Inc	International Christian Media	8	\$61,847.90	\$0.00	\$51,317.10	0.00%
Regency Communications Inc	Nora Lam Chinese Ministries International	8	\$430,012.00	\$6,179.00	---	1.44%
Roberts, Mary Jane	American Legion-Harold Provost Post #1686	5	\$6,953.00	\$2,533.55	---	36.44%
Roberts, Mary Jane	N A A C P-Oneida County	5	\$4,001.00	\$1,200.30	---	30.00%
Royalty Services Inc	C S Hawley Chemical Co (Halfmoon Volunteer Fire Co)	4	\$68,394.00	\$17,098.50	---	25.00%
Royalty Services Inc	Clinton Lodge 155 F & AM	4	\$7,499.00	\$1,874.75	---	25.00%
Royalty Services Inc	Cornerstone Soup Kitchen & Food Pantry Inc	4	\$97,504.00	\$29,251.20	---	30.00%
Royalty Services Inc	Cyprus Temple of the A A O N M S of Albany New York	4	\$158,339.00	\$47,500.00	---	30.00%
Royalty Services Inc	Cyprus Temple of the A A O N M S of Albany New York	4	\$15,841.00	\$12,500.00	---	78.91%
Royalty Services Inc	Herkimer County Deputy Sheriff's Assn	5	\$16,779.00	\$7,500.00	---	44.70%
Royalty Services Inc	Hudson Falls Police Benevolent Assn	4	\$22,607.00	\$7,500.00	---	33.18%
Royalty Services Inc	Kiwanis Club-Saratoga Springs	4	\$22,691.00	\$5,672.75	---	25.00%
Royalty Services Inc	Korean War Veterans Association-Adirondack Chapter	4	\$25,158.00	\$6,289.50	---	25.00%
Royalty Services Inc	Marine Corps League-Department of New York	3	\$7,436.00	\$1,487.20	---	20.00%

DATA OBTAINED FROM INTERIM AND CLOSING STATEMENTS FILED BY PROFESSIONAL FUND RAISERS

PROFESSIONAL FUND RAISER	CHARITABLE ORGANIZATION	GEO. AREA	GROSS RECEIPTS	NET TO CHARITY	UNCOLLECTED PLEDGES	% TO CHARITY
Royalty Services Inc	Oriental Temple A A O N M S	4	\$186,784.00	\$51,614.45	---	27.63%
Royalty Services Inc	South Glens Falls Police Benevolent Assn	4	\$25,473.00	\$7,641.90	---	30.00%
Royalty Services Inc	Supplemental Food Providers Inc	4	\$23,657.00	\$7,097.10	---	30.00%
Royalty Services Inc	Tigris Temple A A O N M S	5	\$27,480.00	\$10,000.00	---	36.39%
Royalty Services Inc	V F W of the United States-Adirondack Post #2475	4	\$19,862.00	\$4,965.50	---	25.00%
Royalty Services Inc	V F W of the United States-Adirondack Post #2475	4	\$31,727.00	\$7,931.75	---	25.00%
Royalty Services Inc	Warren County Deputy Sheriff's Benevolent Assn Inc	4	\$95,908.00	\$30,000.00	---	31.28%
Royalty Services Inc	Washington County Deputy Sheriffs Assn	4	\$37,494.00	\$10,000.00	---	26.67%
Royalty Services Inc	Ziyara Temple A A O N M S	5	\$83,726.00	\$25,117.80	---	30.00%
Ruffalo Cody & Associates	Long Island Educational TV Council Inc (WLIW)	2	\$98,395.00	\$4,923.54	---	5.00%
Ruffalo Cody & Associates	New York University	1	\$1,276,152.00	\$688,152.00	---	53.92%
S&M Enterprises Inc	Greenburgh Uniformed Firefighters Assn Inc	3	\$67,765.00	\$20,329.50	---	30.00%
S&M Enterprises Inc	Mt Kisco Police Benevolent Assn	3	\$86,275.00	\$28,470.50	---	33.00%
S&M Enterprises Inc	Mt Pleasant Police Benevolent Assn	3	\$49,240.00	\$14,772.00	---	30.00%
S&M Enterprises Inc	Mt Vernon Police Assn	3	\$78,380.00	\$21,554.50	\$20.00	27.50%
S&M Enterprises Inc	Pleasantville New York Police Benevolent Assn Inc	3	\$47,350.00	\$14,205.00	---	30.00%
S&M Enterprises Inc	Uniformed Fire Fighters Assn of the City of New Rochelle	3	\$65,520.00	\$19,656.00	---	30.00%
Safety Publications Inc	Association of Retired Firefighters	8	\$56,180.50	\$11,236.10	---	20.00%
Share Group Inc	American Civil Liberties Union	1	\$315,223.00	\$155,626.00	---	49.37%
Share Group Inc	American Farmland Trust	8	\$89,936.00	\$41,790.00	---	46.47%
Share Group Inc	American Foundation for AIDS Research (AMFAR)	1	\$214,772.00	\$90,785.00	---	42.27%
Share Group Inc	American Society for the Prevention of Cruelty to Animals	1	\$182,106.00	(\$15,265.00)	---	-8.38%
Share Group Inc	Center for Marine Conservation Inc	8	\$92,151.00	\$29,999.00	---	32.55%

DATA OBTAINED FROM INTERIM AND CLOSING STATEMENTS FILED BY PROFESSIONAL FUND RAISERS

PROFESSIONAL FUND RAISER	CHARITABLE ORGANIZATION	GEO. AREA	GROSS RECEIPTS	NET TO CHARITY	UNCOLLECTED PLEDGES	% TO CHARITY
Share Group Inc	Citymeals-on-Wheels	1	\$38,367.72	\$23,964.72	---	62.46%
Share Group Inc	Co-op America Foundation Inc	8	\$102,141.00	\$17,561.00	---	17.19%
Share Group Inc	Common Cause	8	\$155,380.00	\$75,380.00	---	48.51%
Share Group Inc	Covenant House	1	\$324,870.00	\$55,892.00	\$241,842.00	17.20%
Share Group Inc	Environmental Defense Inc	1	\$317,985.00	\$182,800.00	---	57.49%
Share Group Inc	Farm Aid Inc	8	\$27,687.00	\$6,771.00	---	24.46%
Share Group Inc	God's Love We Deliver Inc	1	\$65,258.00	\$33,244.37	---	50.94%
Share Group Inc	Human Rights Campaign Inc	8	\$963,742.00	\$438,004.00	---	45.45%
Share Group Inc	Humane Society of the United States Inc	8	\$1,083,871.00	\$16,543.00	---	1.53%
Share Group Inc	Interfaith Alliance Inc	8	\$197,179.00	\$93,937.00	---	47.64%
Share Group Inc	League of Women Voters of the United States	8	\$116,145.00	\$48,437.00	---	41.70%
Share Group Inc	Marine Mammal Center	8	\$34,463.00	\$11,209.00	---	32.52%
Share Group Inc	Massachusetts Society for the Prevention of Cruelty to Animals	8	\$132,902.61	\$51,034.61	---	38.40%
Share Group Inc	Museum of Fine Arts	8	\$168,474.00	\$85,822.00	---	50.94%
Share Group Inc	National Abortion & Reproductive Rights Action League	8	\$2,063,532.00	\$1,229,795.00	---	59.60%
Share Group Inc	National Foundation for Cancer Research	8	\$15,527.00	\$1,173.50	---	7.56%
Share Group Inc	National Gay and Lesbian Task Force Foundation	8	\$222,410.00	\$89,435.00	---	40.21%
Share Group Inc	National Museum of Women in the Arts	8	\$52,939.00	\$28,131.00	---	53.14%
Share Group Inc	National Parks Conservation Assn	8	\$354,236.00	\$209,388.00	---	59.11%
Share Group Inc	National Trust for Historic Preservation in the U S	8	\$1,392,546.00	\$995,104.52	\$34,496.00	71.46%
Share Group Inc	National Wildlife Federation	8	\$515,515.00	\$160,933.65	---	31.22%
Share Group Inc	Oxfam America Inc	8	\$140,451.00	\$47,000.00	---	33.46%

DATA OBTAINED FROM INTERIM AND CLOSING STATEMENTS FILED BY PROFESSIONAL FUND RAISERS

PROFESSIONAL FUND RAISER	CHARITABLE ORGANIZATION	GEO. AREA	GROSS RECEIPTS	NET TO CHARITY	UNCOLLECTED PLEDGES	% TO CHARITY
Share Group Inc	Parents, Families and Friends of Lesbians and Gays Inc	8	\$32,765.00	\$19,397.57	---	59.20%
Share Group Inc	Planned Parenthood Hudson Peconic Inc	2	\$40,755.45	\$22,844.15	---	56.05%
Share Group Inc	Rainforest Action Network	8	\$63,301.41	\$19,889.70	---	31.42%
Share Group Inc	Sierra Club	8	\$127,232.00	\$24,827.00	---	19.51%
Share Group Inc	Sojourners	8	\$62,528.75	\$38,506.70	\$11,749.00	61.58%
Share Group Inc	United States Fund for UNICEF	1	\$1,591,000.00	\$1,025,882.00	---	64.48%
Share Group Inc	Wilderness Society	8	\$541,065.00	\$151,098.00	---	27.93%
Smith Company (The)	American Civil Liberties Union	1	\$915,981.98	\$806,903.18	---	88.09%
Smith Company (The)	National Partnership for Women & Families Inc	8	\$10,010.00	\$7,908.74	---	79.01%
Smith Company (The)	Pacifica Foundation WBAI-FM Division	8	\$149,330.00	\$105,159.18	---	70.42%
Smith Company (The)	Save the Children Federation Inc	1	\$41,054.00	\$11,996.00	\$80,494.00	29.22%
Spotlight Music Productions Inc	Albion Emergency Squad Inc	7	\$35,576.00	\$9,000.00	---	25.30%
Spotlight Music Productions Inc	Centennial Hose Co #4 Inc	3	\$33,005.00	\$6,601.00	---	20.00%
Spotlight Music Productions Inc	Columbia County Deputy Sheriff's Benevolent Assn Inc	4	\$50,658.00	\$14,000.00	---	27.64%
Spotlight Music Productions Inc	Columbian Hose Company #1 Inc	3	\$26,659.00	\$5,500.00	---	20.63%
Spotlight Music Productions Inc	East Fishkill Police Benevolent Assn	3	\$36,911.00	\$8,000.00	---	21.67%
Spotlight Music Productions Inc	Ossining Police Athletic League	3	\$37,202.00	\$12,160.00	---	32.69%
Spotlight Music Productions Inc	South Lockport Fire Company Inc	7	\$51,082.00	\$12,765.00	---	24.99%
Spotlight Music Productions Inc	Sullivan County Dive Assn	3	\$11,253.00	\$2,818.25	---	25.04%
Spotlight Music Productions Inc	Town Line Volunteer Fire Department Inc	7	\$54,600.00	\$13,652.00	---	25.00%
Spotlight Music Productions Inc	Town of Walkill Volunteer Ambulance Corps Inc	3	\$35,624.00	\$9,000.00	---	25.26%
Spotlight Music Productions Inc	Westchester County Correction Officers Benevolent Assn	3	\$36,767.00	\$9,192.00	---	25.00%
Stage Door Music Productions Inc	Albany County Sheriff's Union #775 AFSCME	4	\$305,627.50	\$67,238.05	---	22.00%

DATA OBTAINED FROM INTERIM AND CLOSING STATEMENTS FILED BY PROFESSIONAL FUND RAISERS

PROFESSIONAL FUND RAISER	CHARITABLE ORGANIZATION	GEO. AREA	GROSS RECEIPTS	NET TO CHARITY	UNCOLLECTED PLEDGES	% TO CHARITY
Stage Door Music Productions Inc	Broome County Sheriff's Dept Employees Local #2012 AFSCME AFL-CIO	5	\$101,783.00	\$25,445.75	---	25.00%
Stage Door Music Productions Inc	Cohoes Police Officers Union Inc	4	\$67,856.00	\$14,928.32	---	22.00%
Stage Door Music Productions Inc	Columbia County Correction Officer's Local #3828	4	\$74,073.00	\$18,518.25	---	25.00%
Stage Door Music Productions Inc	East Syracuse Police Benevolent Association	5	\$55,116.75	\$11,023.35	---	20.00%
Stage Door Music Productions Inc	Greece Police Gumshoe Benevolent Assn Inc	6	\$74,349.00	\$18,587.25	---	25.00%
Stage Door Music Productions Inc	H W Rogers Hose Company #2	4	\$28,686.50	\$3,473.67	---	12.11%
Stage Door Music Productions Inc	Madison County Deputy Sheriffs Assn	5	\$62,438.00	\$15,000.00	---	24.02%
Stage Door Music Productions Inc	Middletown Fire Police	3	\$24,458.00	\$5,000.00	---	20.44%
Stage Door Music Productions Inc	Middletown Police Benevolent Assn	3	\$73,877.50	\$16,500.00	---	22.33%
Stage Door Music Productions Inc	North Tonawanda Professional Firefighters Benevolent Assn	7	\$38,187.00	\$8,500.00	---	22.26%
Stage Door Music Productions Inc	North Tonawanda Police Benevolent Assn	7	\$49,249.00	\$10,500.00	---	21.32%
Stage Door Music Productions Inc	Operation Lookout National Center for Missing Youth	8	\$11,062.50	\$2,765.37	---	25.00%
Stage Door Music Productions Inc	Orange County Fire Police Assn	3	\$51,632.65	\$5,000.00	---	9.68%
Stage Door Music Productions Inc	Orange County Police Athletic League	3	\$85,140.99	\$15,000.00	---	17.62%
Stage Door Music Productions Inc	Patrolmen's Benevolent Association of Newburgh NY Inc	3	\$91,483.00	\$17,000.00	---	18.58%
Stage Door Music Productions Inc	Police Captain's and Lieutenant's Assn of Erie County	7	\$102,752.00	\$25,688.00	---	25.00%
Stage Door Music Productions Inc	Police Superior Officers Association of Newburgh NY Inc	3	\$43,323.00	\$7,364.91	---	17.00%
Stage Door Music Productions Inc	Poughkeepsie Police Athletic League Inc	3	\$81,462.50	\$16,317.50	---	20.03%
Stage Door Music Productions Inc	Rensselaer County Law Enforcement Assn	4	\$38,657.00	\$10,000.00	---	25.87%
Stage Door Music Productions Inc	Saratoga County Deputy Sheriffs Benevolent Assn	4	\$211,577.50	\$53,010.15	---	25.05%
Stage Door Music Productions Inc	Sheriff's Silver Star Assn Inc	5	\$122,105.00	\$26,863.10	---	22.00%

DATA OBTAINED FROM INTERIM AND CLOSING STATEMENTS FILED BY PROFESSIONAL FUND RAISERS

PROFESSIONAL FUND RAISER	CHARITABLE ORGANIZATION	GEO. AREA	GROSS RECEIPTS	NET TO CHARITY	UNCOLLECTED PLEDGES	% TO CHARITY
Stage Door Music Productions Inc	St. Lawrence County Deputy Sheriffs Assn	5	\$92,354.50	\$18,470.78	---	20.00%
Stage Door Music Productions Inc	Sullivan County Deputy Sheriff's Assn	3	\$76,882.00	\$20,000.00	---	26.01%
Stage Door Music Productions Inc	Town of Lloyd Police Benevolent Assn	3	\$39,817.50	\$7,963.50	---	20.00%
Stage Door Music Productions Inc	Ulster County Sheriff's Employees Assn	3	\$52,969.95	\$12,000.00	---	22.65%
Stage Door Music Productions Inc	Volunteer Firemens Convention Committee of Oneida County	5	\$54,556.63	\$12,500.00	---	22.91%
Stage Door Music Productions Inc	Waterford Emergency Team Inc	4	\$28,383.60	\$5,676.72	---	20.00%
Stage Door Music Productions Inc	Watertown Police Benevolent Assn	5	\$88,153.33	\$17,630.67	---	20.00%
Standard Inc (The)	American Veteran's Foundation Inc	8	\$80,805.23	\$16,161.05	---	20.00%
Standard Inc (The)	Defeat Diabetes Foundation Inc	8	\$17,305.50	\$3,461.10	---	20.00%
Standard Inc (The)	International Center for the Search & Recovery of Missing Children Inc	8	\$16,196.50	\$2,915.37	---	18.00%
Standard Inc (The)	Kiwanis Club of the Tonawandas Inc	7	\$46,196.50	\$6,929.47	---	15.00%
Standard Inc (The)	Parents of Retarded Children Camp Fund Inc	7	\$59,454.57	\$11,890.91	---	20.00%
Starlet Music Productions (Corbett, Herbert)	Village of Ossining Police Benevolent Assn	3	\$85,546.00	\$22,500.00	\$2,000.00	26.30%
Suffolk Productions Inc	Disabled Children's Relief Fund Inc	2	\$20,411.00	\$5,103.00	---	25.00%
Suffolk Productions Inc	Kidwish USA Inc	2	\$129,082.00	\$32,271.00	---	25.00%
Suffolk Productions Inc	Long Beach Police Benevolent Assn	2	\$49,709.00	\$19,884.00	---	40.00%
Suffolk Productions Inc	N Y S Park Police P B A Inc	2	\$141,627.00	\$35,407.00	---	25.00%
Suffolk Productions Inc	New York State Association of Chiefs of Police	4	\$707,907.00	\$212,373.00	---	30.00%
Suffolk Productions Inc	Police Athletic Team of Suffolk County Inc	2	\$118,448.00	\$37,904.00	---	32.00%
Suffolk Productions Inc	Suffolk County Detectives Assn Inc	2	\$173,396.00	\$60,689.00	---	35.00%
Suffolk Productions Inc	Suffolk County Police Athletic League Inc	2	\$158,089.00	\$55,331.00	---	35.00%

DATA OBTAINED FROM INTERIM AND CLOSING STATEMENTS FILED BY PROFESSIONAL FUND RAISERS

PROFESSIONAL FUND RAISER	CHARITABLE ORGANIZATION	GEO. AREA	GROSS RECEIPTS	NET TO CHARITY	UNCOLLECTED PLEDGES	% TO CHARITY
Suffolk Productions Inc	Vietnam Veterans of America-Chapter #82 Hicksville NY	2	\$17,551.00	\$4,388.00	---	25.00%
Tagger Communications Inc	Herkimer County Volunteer Fire Police Assn Inc	5	\$37,114.57	\$9,781.87	---	26.36%
Tagger Communications Inc	OCSDP Benevolent Assn Inc	5	\$140,995.00	\$39,540.65	---	28.04%
Tan Productions Inc	Amityville Fire Department	2	\$15,555.00	\$8,555.25	---	55.00%
Tan Productions Inc	Amityville Patrolmen's Benevolent Assn Inc	2	\$30,685.00	\$16,876.75	---	55.00%
Tan Productions Inc	Freeport Police Benevolent Assn	2	\$15,730.00	\$7,865.00	---	50.00%
Tan Productions Inc	New York State Court Clerks Assn	1	\$89,815.00	\$26,944.50	---	30.00%
Tan Productions Inc	Suffolk County Court Officers Assn	2	\$50,520.00	\$15,156.00	---	30.00%
Tan Productions Inc	Suffolk County Police Conference Inc	2	\$142,055.00	\$42,616.50	---	30.00%
TCB Enterprises Inc	Junior Police Academy	8	\$93,142.00	\$13,971.30	\$13,000.00	15.00%
TCB Enterprises Inc	National Association of Veteran Police Officers	8	\$132,244.00	\$19,836.60	\$17,500.00	15.00%
TCB Enterprises Inc	New York Firefighters Foundation Inc	8	\$3,955.00	\$395.50	\$1,200.00	10.00%
TCB Enterprises Inc	New York Police Scholarship Foundation	8	\$88,993.57	\$9,000.14	\$129,279.00	10.11%
TCB Enterprises Inc	New York State Troopers Historic Assn Inc	3	\$65,076.50	\$8,338.45	\$13,950.00	12.81%
TCB Enterprises Inc	Suffolk County Police Conference Inc	2	\$16,091.50	\$4,827.45	\$27,826.00	30.00%
TCB Enterprises Inc	United Fire Fighters of America Inc	8	\$169,322.00	\$18,625.42	\$70,000.00	11.00%
TCI America Inc	Canton Police Assn	5	\$23,392.00	\$6,621.00	---	28.30%
TCI America Inc	Hudson Police Benevolent Assn	4	\$14,087.00	\$2,817.00	---	20.00%
TCI America Inc	Putnam County Deputy Sheriff's Benevolent Assn Inc	3	\$22,132.00	\$4,426.00	---	20.00%
TD Marketing Inc	Cicero Police Benevolent Assn Inc	5	\$89,389.00	\$40,328.05	---	45.12%
TD Marketing Inc	Olympic Soccer Club	5	\$11,060.00	\$3,318.00	---	30.00%
TD Marketing Inc	VietNow National Headquarters	8	\$19,116.00	\$3,823.20	---	20.00%
Tele-Data Services Inc	International Christian Media	8	\$121,166.48	\$31,122.17	\$109,752.92	25.69%

DATA OBTAINED FROM INTERIM AND CLOSING STATEMENTS FILED BY PROFESSIONAL FUND RAISERS

PROFESSIONAL FUND RAISER	CHARITABLE ORGANIZATION	GEO. AREA	GROSS RECEIPTS	NET TO CHARITY	UNCOLLECTED PLEDGES	% TO CHARITY
Tele-Data Services Inc	Messianic Jewish Alliance of America	8	\$366,390.83	\$19,025.40	\$289,707.42	5.19%
Telecomp Inc	Allendale Columbia School	6	\$95,424.86	\$61,684.00	\$42,123.00	64.64%
Telecomp Inc	George Eastman House	6	\$14,298.46	(\$4,128.00)	\$5,214.00	-28.87%
Telecomp Inc	Monroe Community College Foundation Inc	6	\$198,934.24	\$157,678.24	\$13,969.00	79.26%
Telecomp Inc	Nazareth College	6	\$12,566.00	(\$6,169.00)	\$5,735.00	-49.09%
Telecomp Inc	Rochester Philharmonic Orchestra Inc	6	\$103,616.50	\$53,836.00	\$23,659.50	51.96%
Telecomp Inc	Syracuse University	5	\$532,522.00	\$48,057.00	\$811,186.00	9.02%
Telecomp Inc	WXXI Public Broadcasting Council	6	\$143,815.25	\$96,396.25	\$19,144.25	67.03%
Telefund Inc	Amnesty International of the USA Inc	1	\$113,644.00	\$8,815.57	---	7.76%
Telefund Inc	Common Cause	8	\$34,652.05	\$0.00	---	0.00%
Telefund Inc	Earthjustice Legal Defense Fund	8	\$49,316.92	\$0.00	---	0.00%
Telefund Inc	Foundation for National Progress	8	\$155,344.00	\$89,329.19	\$41,756.00	57.50%
Telefund Inc	Human Rights Campaign Inc	8	\$379,866.00	\$40,089.90	---	10.55%
Telefund Inc	National Environmental Policy and Law Center Inc	8	\$117,956.00	\$68,948.84	---	58.45%
Telefund Inc	National Parks Conservation Assn	8	\$82,508.00	\$9,426.25	---	11.42%
Telefund Inc	New York State N A R A L Inc	1	\$44,277.00	\$14,244.36	---	32.17%
Telefund Inc	NOW Legal Defense and Education Fund	1	\$23,361.00	\$9,881.24	---	42.30%
Telefund Inc	People for the American Way	8	\$255,386.00	\$92,944.00	---	36.39%
Telefund Inc	Save the Children Federation Inc	8	\$449,835.86	\$199,711.22	\$1,001,345.14	44.40%
Telesystems Marketing Inc	Children's Hospital Medical Center Foundation	8	\$2,954.00	\$886.20	---	30.00%
Terry Dee Productions Inc	New York Police and Peace Officers Assn Inc	3	\$154,882.00	\$46,465.00	---	30.00%
Theodore Productions Inc	Big Flats Masonic Lodge #378	6	\$19,149.00	\$2,012.66	\$6,348.00	10.51%
Trooper Publications of New York Inc	N Y S T Benefit Fund Inc	4	\$956,518.00	\$291,740.00	---	30.50%

DATA OBTAINED FROM INTERIM AND CLOSING STATEMENTS FILED BY PROFESSIONAL FUND RAISERS

PROFESSIONAL FUND RAISER	CHARITABLE ORGANIZATION	GEO. AREA	GROSS RECEIPTS	NET TO CHARITY	UNCOLLECTED PLEDGES	% TO CHARITY
Twin Tier Marketing (Paulo, Emen Albert)	Elmira Auxiliary and Emergency Assistance Force Inc	6	\$8,045.00	\$2,815.75	---	35.00%
Twin Tier Marketing (Paulo, Emen Albert)	Vietnam Veterans of America-Chapter #480	5	\$22,305.00	\$5,576.25	---	25.00%
Twin Tier Marketing (Paulo, Ermen Albert)	Vietnam Veterans of America-Chapter #803	6	\$21,385.00	\$7,057.05	---	33.00%
Unique Promotions & Advertising	Maple City Police Club	6	\$26,474.00	\$12,750.00	---	48.16%
Univision Marketing Group Inc	American Humane Assn	8	\$22,286.00	\$5,713.81	\$15,152.00	25.64%
Univision Marketing Group Inc	American Leprosy Missions Inc	8	\$19,159.00	\$8,618.21	\$10,104.00	44.98%
Univision Marketing Group Inc	Buffalo State College Foundation Inc	7	\$23,484.00	\$10,435.04	\$18,004.00	44.43%
Upstate Telemarketing Inc	Central New York Firemen's Assn Inc	5	\$69,234.00	\$22,270.00	---	32.17%
Upstate Telemarketing Inc	Liverpool Police Benevolent Assn	5	\$42,282.00	\$14,798.00	---	35.00%
Upstate Telemarketing Inc	Onondaga County Volunteer Firemen's Assn Inc	5	\$56,300.00	\$24,520.00	---	43.55%
Upstate Telemarketing Inc	Syracuse Police Benevolent Assn	5	\$157,971.00	\$63,188.00	---	40.00%
Upstate Telemarketing Inc	Vietnam Veterans of Central New York Foundation	5	\$55,180.00	\$19,813.00	---	35.91%
Vee Concepts of New York Inc	Aeneas McDonald Police Benevolent Assn	6	\$87,540.00	\$30,639.00	---	35.00%
Vee Concepts of New York Inc	Auburn Police Local #195	5	\$83,468.00	\$23,371.04	---	28.00%
Vee Concepts of New York Inc	Chemung County Corrections Officers Local #3978	6	\$62,917.00	\$20,762.61	---	33.00%
Vee Concepts of New York Inc	Crystal City Police Benevolent Assn Inc	6	\$71,424.00	\$26,426.88	---	37.00%
Vee Concepts of New York Inc	Painted Post Police Benevolent Assn	6	\$48,237.00	\$14,471.10	---	30.00%
Vee Concepts of New York Inc	Schuyler County Deputy Sheriffs Assn Inc	6	\$80,743.00	\$25,030.33	---	31.00%
Vee Concepts of New York Inc	Seneca County Deputy Sheriffs Police Benevolent Assn	6	\$46,665.00	\$14,466.15	\$5,000.00	31.00%
Vee Concepts of New York Inc	Seneca Falls Police Benevolent Assn	6	\$47,140.00	\$12,727.80	---	27.00%
Vee Concepts of New York Inc	Waverly Police Benevolent Assn	5	\$38,100.00	\$12,573.00	---	33.00%
Weiss, Howard	Westchester Legionnaire Inc	3	\$51,800.00	\$18,130.00	---	35.00%
Whiterock Marketing Group Inc	American Foundation for Disabled Children Inc	1	\$9,815.00	\$1,977.00	\$13,185.00	20.14%

DATA OBTAINED FROM INTERIM AND CLOSING STATEMENTS FILED BY PROFESSIONAL FUND RAISERS

PROFESSIONAL FUND RAISER	CHARITABLE ORGANIZATION	GEO. AREA	GROSS RECEIPTS	NET TO CHARITY	UNCOLLECTED PLEDGES	% TO CHARITY
Whiterock Marketing Group Inc	New York Firefighters Foundation Inc	8	\$157,782.00	\$15,777.48	\$184,958.00	10.00%
Young Productions (Young-Wolff, Mary B)	Kiwanis Club-Glen Lake	4	\$9,972.00	\$1,533.44	\$2,329.00	15.38%
Young Productions (Young-Wolff, Mary B)	Kiwanis Club-Glen Lake	4	\$10,837.00	\$2,167.40	\$3,006.00	20.00%
TOTALS		---	\$188,393,566.55	\$59,340,407.57	\$44,792,335.70	31.50%

DATA OBTAINED FROM INTERIM AND CLOSING STATEMENTS FILED BY PROFESSIONAL FUND RAISERS

TABLE 2 SUPPLEMENT
Professional Fund Raisers-
Alphabetical Order
1999 Telemarketing Campaigns

PROFESSIONAL FUND RAISER	CHARITABLE ORGANIZATION	GEO. AREA	GROSS RECEIPTS	NET TO CHARITY	UNCOLLECTED PLEDGES	% TO CHARITY
ComNet Marketing Group Inc	Mountain Lake Public Telecommunications Council Inc	4	\$33,851.40	\$21,521.00	\$12,330.00	63.57%
ComNet Marketing Group Inc	Vermont Public Radio	8	\$53,833.00	\$37,147.02	\$11,358.00	69.00%
ComNet Marketing Group Inc	WSLU-FM Community Advisory Board North Country Public Radio	5	\$8,313.00	\$5,877.02	\$1,260.00	70.70%
Holmac Telecommunications Inc	Scarsdale Patrolmen's Benevolent Assn	3	\$143,626.00	\$44,587.79	---	31.04%
Non-Profit Telemedia Inc	Reach Our Children Inc	8	\$260,711.67	\$26,071.17	\$349,870.33	10.00%
Regency Communications Inc	National Coalition for the Protection of Children & Families	8	\$5,446.00	(\$97.85)	---	-1.80%
Share Group Inc	National Abortion & Reproductive Rights Action League	8	\$751,781.00	\$255,916.00	---	34.04%
Smith Company (The)	WNYC Radio	1	\$32,992.00	\$22,059.60	---	66.86%
Telefund Inc	Save the Children Federation Inc	8	\$474,285.00	\$253,439.99	\$525,101.00	53.44%
TOTALS		---	\$1,764,839.07	\$666,521.74	\$899,919.33	37.77%

DATA OBTAINED FROM INTERIM AND CLOSING STATEMENTS FILED BY PROFESSIONAL FUND RAISERS

TABLE 3
Charitable Organizations -
Net Percentage Of Revenues
Retained By Charity
2000 Telemarketing Campaigns

CHARITABLE ORGANIZATION	PROFESSIONAL FUND RAISER	GEO. AREA	GROSS RECEIPTS	NET TO CHARITY	UNCOLLECTED PLEDGES	% TO CHARITY
V F W of the United States-Department of New York	Heritage Company Inc (The)	4	\$13,275.00	\$15,500.00	---	116.76%
Christian Appalachian Project Inc	Public Interest Communications Inc	8	\$1,445,704.00	\$1,329,551.48	\$116,296.00	91.97%
American Civil Liberties Union	Smith Company (The)	1	\$915,981.98	\$806,903.18	---	88.09%
Masters School	Lester Inc	3	\$21,044.25	\$17,869.16	---	84.91%
Hunter College Foundation Inc	Development Center Inc	1	\$380,843.00	\$322,597.00	---	84.71%
Buffalo Philharmonic Orchestra Society Inc	NPO Direct Marketing Inc	7	\$766,940.00	\$640,675.00	\$97,659.00	83.54%
Barnard College	Lester Inc	1	\$288,760.00	\$236,714.55	\$66,409.00	81.98%
Food for the Poor Inc	Infocision Management Corporation	8	\$2,424,349.33	\$1,980,650.33	---	81.70%
Monroe Community College Foundation Inc	Telecomp Inc	6	\$198,934.24	\$157,678.24	\$13,969.00	79.26%
National Partnership for Women & Families Inc	Smith Company (The)	8	\$10,010.00	\$7,908.74	---	79.01%
Cyprus Temple of the A A O N M S of Albany New York	Royalty Services Inc	4	\$15,841.00	\$12,500.00	---	78.91%
New York and Presbyterian Hospital	IDC Ltd	1	\$797,036.00	\$623,694.00	\$1,138,987.00	78.25%
Rye Country Day School	Lester Inc	3	\$21,944.50	\$17,120.00	\$4,170.00	78.02%
Empire State Association of the Deaf Inc	Heritage Company Inc (The)	7	\$15,135.00	\$11,500.00	---	75.98%
United States Fund for UNICEF	Public Interest Communications Inc	1	\$667,965.71	\$503,373.45	---	75.36%
Mercy Corps International	MDS Communications Corporation	8	\$363,659.00	\$273,819.00	\$93,221.00	75.30%
Carnegie Hall Society Inc	MSGI Direct Inc	1	\$2,299,775.00	\$1,705,107.00	---	74.14%
Kenmore Club Police Benevolent Assn Inc	Niagara Frontier Advertising Associates Inc	7	\$19,906.08	\$14,500.00	---	72.84%
WNYC Radio	Optima Direct Inc	1	\$364,749.00	\$260,742.00	---	71.49%
National Trust for Historic Preservation in the U S	Share Group Inc	8	\$1,392,546.00	\$995,104.52	\$34,496.00	71.46%
New York City Ballet Inc	MSGI Direct Inc	1	\$738,526.00	\$521,686.00	\$32,873.00	70.64%
Manhattan Theatre Club Inc	MSGI Direct Inc	1	\$565,969.00	\$398,908.00	\$17,879.00	70.48%
Pacifica Foundation WBAI-FM Division	Smith Company (The)	8	\$149,330.00	\$105,159.18	---	70.42%

DATA OBTAINED FROM INTERIM AND CLOSING STATEMENTS FILED BY PROFESSIONAL FUND RAISERS

CHARITABLE ORGANIZATION	PROFESSIONAL FUND RAISER	GEO. AREA	GROSS RECEIPTS	NET TO CHARITY	UNCOLLECTED PLEDGES	% TO CHARITY
Lincoln Center for the Performing Arts Inc	Market Access Inc	1	\$526,935.00	\$367,526.00	\$1,745.00	69.75%
Western New York Public Broadcasting Assn	Phone Bank Systems Inc	7	\$201,763.03	\$140,065.27	\$42,562.96	69.42%
National Parks Conservation Assn	Outreach Center Inc (Direct Advantage Marketing)	8	\$186,820.00	\$128,976.30	---	69.04%
Food for the Hungry Inc	MDS Communications Corporation	8	\$330,826.00	\$228,059.00	\$98,113.00	68.94%
Riverdale Country School	Lester Inc	1	\$20,420.00	\$13,989.36	---	68.51%
WNYC Radio	Aria Communications Corporation	1	\$282,739.00	\$192,794.51	\$76,247.00	68.19%
National Wildlife Federation	Public Interest Communications Inc	8	\$383,224.00	\$259,270.86	---	67.66%
Christian Research Institute Inc	MDS Communications Corporation	8	\$706,234.00	\$476,975.00	---	67.54%
Mothers Against Drunk Driving	Public Interest Communications Inc	8	\$536,148.19	\$361,222.75	---	67.37%
WXXI Public Broadcasting Council	Telecomp Inc	6	\$143,815.25	\$96,396.25	\$19,144.25	67.03%
Allendale Columbia School	Lester Inc	6	\$7,140.00	\$4,776.51	---	66.90%
Comic Relief	Public Interest Communications Inc	8	\$679,288.00	\$444,190.50	\$237,340.00	65.39%
Allendale Columbia School	Telecomp Inc	6	\$95,424.86	\$61,684.00	\$42,123.00	64.64%
United States Fund for UNICEF	Share Group Inc	1	\$1,591,000.00	\$1,025,882.00	---	64.48%
Holt International Children's Service Inc	MDS Communications Corporation	8	\$22,189.00	\$14,264.00	\$5,216.00	64.28%
WSLU-FM Community Advisory Board North Country Public Radio	ComNet Marketing Group Inc	5	\$7,240.01	\$4,594.31	\$2,467.99	63.46%
League of Women Voters of the United States	Angeles Communications LLC	8	\$167,492.00	\$105,508.00	\$16,044.00	62.99%
Planned Parenthood Federation of America Inc	Factor Direct Ltd	1	\$1,698,296.00	\$1,065,382.90	\$600,210.00	62.73%
Alliance Defense Fund	MDS Communications Corporation	8	\$126,520.00	\$79,338.00	\$31,670.00	62.71%
Citymeals-on-Wheels	Share Group Inc	1	\$38,367.72	\$23,964.72	---	62.46%
Philharmonic Symphony Society of New York Inc	MSGI Direct Inc	1	\$1,051,455.00	\$652,922.00	\$79,307.00	62.10%
New York State Right to Life Committee	MDS Communications Corporation	4	\$327,619.00	\$202,752.00	\$105,641.00	61.89%

DATA OBTAINED FROM INTERIM AND CLOSING STATEMENTS FILED BY PROFESSIONAL FUND RAISERS

CHARITABLE ORGANIZATION	PROFESSIONAL FUND RAISER	GEO. AREA	GROSS RECEIPTS	NET TO CHARITY	UNCOLLECTED PLEDGES	% TO CHARITY
Sojourners	Share Group Inc	8	\$62,528.75	\$38,506.70	\$11,749.00	61.58%
Roundabout Theatre Company Inc	NPO Direct Marketing Inc	1	\$715,493.00	\$435,129.00	\$977,775.00	60.82%
National Right to Life Committee Inc	Infocision Management Corporation	8	\$1,742,540.87	\$1,056,335.58	---	60.62%
Association of Graduates of the U S Military Academy	IDC Ltd	3	\$101,058.00	\$60,485.52	\$778,042.00	59.85%
National Abortion & Reproductive Rights Action League	Share Group Inc	8	\$2,063,532.00	\$1,229,795.00	---	59.60%
Pratt Institute	Development Center Inc	1	\$82,598.00	\$49,099.00	\$26,277.00	59.44%
Parents, Families and Friends of Lesbians and Gays Inc	Share Group Inc	8	\$32,765.00	\$19,397.57	---	59.20%
National Parks Conservation Assn	Share Group Inc	8	\$354,236.00	\$209,388.00	---	59.11%
Depew Police Benevolent Assn Inc	Niagara Frontier Advertising Associates Inc	7	\$27,090.00	\$16,000.00	---	59.06%
Empire State College Foundation	Lester Inc	4	\$71,977.00	\$42,139.23	---	58.55%
Mountain Lake Public Telecommunications Council Inc (WCFE)	ComNet Marketing Group Inc	4	\$66,500.00	\$38,871.00	\$39,744.00	58.45%
National Environmental Policy and Law Center Inc	Telefund Inc	8	\$117,956.00	\$68,948.84	---	58.45%
Life Issues Institute Inc	MDS Communications Corporation	8	\$154,183.00	\$89,940.00	\$53,454.00	58.33%
Cheektowaga Police Captains and Lieutenants Assn Inc	Niagara Frontier Advertising Associates Inc	7	\$30,875.00	\$18,000.00	---	58.30%
Natural Resources Defense Council Inc	Harris O'Malley Marketing Inc	1	\$171,980.14	\$100,000.00	---	58.15%
Amnesty International of the USA Inc	Facter Direct Ltd	1	\$153,682.00	\$89,243.46	\$43,858.00	58.07%
Foundation for National Progress	Telefund Inc	8	\$155,344.00	\$89,329.19	\$41,756.00	57.50%
Environmental Defense Inc	Share Group Inc	1	\$317,985.00	\$182,800.00	---	57.49%
Vermont Public Radio	ComNet Marketing Group Inc	8	\$38,297.00	\$21,802.79	\$13,057.00	56.93%
Arthritis Foundation	Infocision Management Corporation	8	\$637,584.00	\$359,184.00	---	56.34%
Planned Parenthood Hudson Peconic Inc	Share Group Inc	2	\$40,755.45	\$22,844.15	---	56.05%
Educational Broadcasting Corporation	Optima Direct Inc	1	\$1,519,107.00	\$847,540.00	---	55.79%

DATA OBTAINED FROM INTERIM AND CLOSING STATEMENTS FILED BY PROFESSIONAL FUND RAISERS

CHARITABLE ORGANIZATION	PROFESSIONAL FUND RAISER	GEO. AREA	GROSS RECEIPTS	NET TO CHARITY	UNCOLLECTED PLEDGES	% TO CHARITY
Consumers Union of United States Inc	Lester Inc	3	\$572,131.00	\$315,859.00	\$178,531.00	55.21%
Amityville Fire Department	Tan Productions Inc	2	\$15,555.00	\$8,555.25	---	55.00%
Amityville Patrolmen's Benevolent Assn Inc	Tan Productions Inc	2	\$30,685.00	\$16,876.75	---	55.00%
Amnesty International of the USA Inc	Public Interest Communications Inc	1	\$1,298,905.00	\$706,167.20	\$91,934.00	54.37%
United States Fund for UNICEF	Factor Direct Ltd	1	\$478,019.00	\$258,397.37	\$96,817.00	54.06%
New York University	Ruffalo Cody & Associates	1	\$1,276,152.00	\$688,152.00	---	53.92%
Queens College Foundation Inc	Development Center Inc	1	\$244,015.00	\$130,828.00	---	53.61%
National Abortion & Reproductive Rights Action League	Outreach Center Inc (Direct Advantage Marketing)	8	\$108,396.00	\$58,043.25	---	53.55%
National Museum of Women in the Arts	Share Group Inc	8	\$52,939.00	\$28,131.00	---	53.14%
Food Pantries for the Capital District Inc	Capital District Callers Inc	4	\$266,229.00	\$141,101.37	---	53.00%
Human Rights Campaign Inc	Angeles Communications LLC	8	\$180,762.00	\$95,100.00	\$37,492.00	52.61%
American Rivers Inc	Public Interest Communications Inc	8	\$87,749.00	\$45,848.85	---	52.25%
Christian Blind Mission International	Regency Communications Inc	8	\$14,646.00	\$7,619.75	---	52.03%
Long Island Coalition for Life Inc	MDS Communications Corporation	2	\$27,988.00	\$14,542.00	\$9,467.00	51.96%
Rochester Philharmonic Orchestra Inc	Telecomp Inc	6	\$103,616.50	\$53,836.00	\$23,659.50	51.96%
Whitney Museum of American Art	MSGI Direct Inc	1	\$152,081.00	\$78,497.00	\$1,920.00	51.62%
American Center for Law & Justice Inc	Infocision Management Corporation	8	\$1,759,905.53	\$906,361.35	---	51.50%
Marine Corps League-Capt William Dale O'Brien Detachment	Capital District Callers Inc	4	\$21,795.00	\$11,115.45	---	51.00%
Marine Corps League-Electric City Detachment	Capital District Callers Inc	4	\$21,795.00	\$11,115.45	---	51.00%
Marine Corps League-Troy Detachment Inc	Capital District Callers Inc	4	\$21,795.00	\$11,115.45	---	51.00%
God's Love We Deliver Inc	Share Group Inc	1	\$65,258.00	\$33,244.37	---	50.94%
Museum of Fine Arts	Share Group Inc	8	\$168,474.00	\$85,822.00	---	50.94%

DATA OBTAINED FROM INTERIM AND CLOSING STATEMENTS FILED BY PROFESSIONAL FUND RAISERS

CHARITABLE ORGANIZATION	PROFESSIONAL FUND RAISER	GEO. AREA	GROSS RECEIPTS	NET TO CHARITY	UNCOLLECTED PLEDGES	% TO CHARITY
Solomon R Guggenheim Museum	Facter Direct Ltd	1	\$120,137.00	\$60,968.31	\$115,243.00	50.75%
Brooklyn College Foundation Inc	Development Center Inc	1	\$119,771.00	\$60,643.00	---	50.63%
American Leprosy Missions Inc	Regency Communications Inc	8	\$99,175.00	\$50,102.25	---	50.52%
City of Tonawanda Frontier Police Club	Niagara Frontier Advertising Associates Inc	7	\$17,832.50	\$9,000.00	---	50.47%
Cayuga Club PBA of the Town of Lancaster Police Dept	Niagara Frontier Advertising Associates Inc	7	\$25,780.00	\$13,000.00	---	50.43%
Adelphi University	Development Center Inc	2	\$51,316.00	\$25,833.00	---	50.34%
Binghamton Police Benevolent Assn	Northeastern Advertising (Morgan, William J)	5	\$81,375.00	\$40,687.50	---	50.00%
Binghamton Police Supervisors Assn Inc	Northeastern Advertising (Morgan, William J)	5	\$42,315.00	\$21,157.50	---	50.00%
Employee's Union Tompkins County Sheriff Dept	Northeastern Advertising (Morgan, William J)	5	\$70,837.50	\$35,418.75	---	50.00%
Fraternal Order of Police Broome County Lodge #99	Northeastern Advertising (Morgan, William J)	5	\$11,180.00	\$5,590.00	---	50.00%
Freeport Police Benevolent Assn	Tan Productions Inc	2	\$15,730.00	\$7,865.00	---	50.00%
Hunger Action Network of New York State	Capital District Callers Inc	4	\$135,879.00	\$67,939.50	---	50.00%
Mothers Against Drunk Driving	Heritage Company Inc (The)	8	\$4,746,529.57	\$2,373,264.79	---	50.00%
Mothers Against Drunk Driving	Heritage Company Inc (The)	8	\$1,222,136.17	\$611,068.09	---	50.00%
Onondaga County Deputy Sheriffs Police Assn Inc	Northeastern Advertising (Morgan, William J)	5	\$89,532.50	\$44,766.25	---	50.00%
Southern Tier Canine Assn Inc	Northeastern Advertising (Morgan, William J)	5	\$38,112.50	\$19,056.25	---	50.00%
Troy Police Benevolent and Protective Assn	Nordel Publishing Inc	4	\$50,351.00	\$25,176.00	---	50.00%
American Civil Liberties Union	Share Group Inc	1	\$315,223.00	\$155,626.00	---	49.37%
Common Cause	Share Group Inc	8	\$155,380.00	\$75,380.00	---	48.51%
Maple City Police Club	Unique Promotions & Advertising	6	\$26,474.00	\$12,750.00	---	48.16%
New York Cares Inc	Gordon & Schwenkmeyer Inc	1	\$232,522.25	\$111,341.65	\$27,482.00	47.88%
National Abortion & Reproductive Rights Action League	Facter Direct Ltd	8	\$980,443.00	\$468,289.44	\$533,842.00	47.76%
Interfaith Alliance Inc	Share Group Inc	8	\$197,179.00	\$93,937.00	---	47.64%

DATA OBTAINED FROM INTERIM AND CLOSING STATEMENTS FILED BY PROFESSIONAL FUND RAISERS

CHARITABLE ORGANIZATION	PROFESSIONAL FUND RAISER	GEO. AREA	GROSS RECEIPTS	NET TO CHARITY	UNCOLLECTED PLEDGES	% TO CHARITY
Youth for Understanding Inc	Aria Communications Corporation	8	\$44,489.00	\$21,121.01	\$7,851.00	47.47%
Field Museum of Natural History	MSGI Direct Inc	8	\$246,870.00	\$116,452.00	\$78,216.00	47.17%
A O P A Air Safety Foundation Inc	BGS Telemarketing Inc	8	\$1,016,466.00	\$477,880.00	\$405,896.00	47.01%
Educational Broadcasting Corporation	Adams, Hussey & Associates Inc	1	\$1,631,600.00	\$761,578.00	---	46.68%
Long Island University	MSGI Direct Inc	2	\$281,948.00	\$131,411.00	---	46.61%
American Farmland Trust	Share Group Inc	8	\$89,936.00	\$41,790.00	---	46.47%
Human Rights Campaign Inc	Share Group Inc	8	\$963,742.00	\$438,004.00	---	45.45%
New York Special Olympics Inc	Customer Elation Inc	4	\$982,678.00	\$445,910.00	\$395,590.00	45.38%
Cicero Police Benevolent Assn Inc	TD Marketing Inc	5	\$89,389.00	\$40,328.05	---	45.12%
Bethlehem Police Benevolent Assn Inc	Nordel Publishing Inc	4	\$71,503.00	\$32,176.00	---	45.00%
Elmira Police Benevolent Assn	Event Marketing (Narde, James E)	6	\$66,680.00	\$30,006.00	\$500.00	45.00%
Horseheads Police Benevolent Assn	Event Marketing (Narde, James E)	6	\$40,000.00	\$18,000.00	\$500.00	45.00%
National Wildlife Federation	Infocision Management Corporation	8	\$669,292.00	\$301,182.00	---	45.00%
American Leprosy Missions Inc	Univision Marketing Group Inc	8	\$19,159.00	\$8,618.21	\$10,104.00	44.98%
Natural Resources Defense Council Inc	Facter Direct Ltd	1	\$464,186.00	\$208,156.48	\$135,871.00	44.84%
Herkimer County Deputy Sheriff's Assn	Royalty Services Inc	5	\$16,779.00	\$7,500.00	---	44.70%
Public Citizen Inc	Public Interest Communications Inc	8	\$64,713.00	\$28,860.00	\$55,680.84	44.60%
Buffalo State College Foundation Inc	Univision Marketing Group Inc	7	\$23,484.00	\$10,435.04	\$18,004.00	44.43%
Save the Children Federation Inc	Telefund Inc	8	\$449,835.86	\$199,711.22	\$1,001,345.14	44.40%
Brooklyn Botanic Garden Corporation	ComNet Marketing Group Inc	1	\$11,810.00	\$5,226.00	\$5,325.00	44.25%
Children's Defense Fund Action Council	Integral Resources Inc	8	\$568,798.08	\$250,233.38	\$35,209.04	43.99%
WAER-FM (Syracuse University)	ComNet Marketing Group Inc	5	\$6,408.00	\$2,811.88	\$4,901.00	43.88%
Onondaga County Volunteer Firemen's Assn Inc	Upstate Telemarketing Inc	5	\$56,300.00	\$24,520.00	---	43.55%

DATA OBTAINED FROM INTERIM AND CLOSING STATEMENTS FILED BY PROFESSIONAL FUND RAISERS

CHARITABLE ORGANIZATION	PROFESSIONAL FUND RAISER	GEO. AREA	GROSS RECEIPTS	NET TO CHARITY	UNCOLLECTED PLEDGES	% TO CHARITY
Handgun Control Inc	Public Interest Communications Inc	8	\$865,174.69	\$376,005.54	\$153,223.30	43.46%
Colonial Williamsburg Foundation	Factor Direct Ltd	8	\$330,510.00	\$143,009.67	\$214,556.00	43.27%
Watkins Glen Police Benevolent Assn Inc	Northeastern Advertising (Morgan, William J)	6	\$31,583.00	\$13,580.69	---	43.00%
National Children's Cancer Society Inc	Heritage Company Inc (The)	8	\$1,685,006.89	\$722,060.50	---	42.85%
Enlisted Association of the New York National Guard	Heritage Company Inc (The)	4	\$38,293.00	\$16,239.06	---	42.41%
World Wildlife Fund Inc	Public Interest Communications Inc	8	\$941,750.10	\$399,349.67	\$164,413.80	42.41%
NOW Legal Defense and Education Fund	Telefund Inc	1	\$23,361.00	\$9,881.24	---	42.30%
American Foundation for AIDS Research (AMFAR)	Share Group Inc	1	\$214,772.00	\$90,785.00	---	42.27%
Chemung County Deputy Sheriffs Assn	Event Marketing (Narde, James E)	6	\$30,060.00	\$12,625.20	\$700.00	42.00%
League of Women Voters of the United States	Share Group Inc	8	\$116,145.00	\$48,437.00	---	41.70%
WMHT Educational Telecommunications Inc	Angeles Communications LLC	4	\$57,024.00	\$23,708.00	\$29,031.00	41.58%
Northeast Mobile Search and Rescue Inc	Capital District Callers Inc	4	\$59,909.00	\$24,596.00	---	41.06%
Metropolitan Museum of Art	Factor Direct Ltd	1	\$341,666.00	\$138,941.05	\$192,115.00	40.67%
Suffolk County Police Memorial Fund Inc	D&D Telemarketing Inc	2	\$110,872.00	\$44,950.00	---	40.54%
National Gay and Lesbian Task Force Foundation	Share Group Inc	8	\$222,410.00	\$89,435.00	---	40.21%
Long Beach Police Benevolent Assn	Suffolk Productions Inc	2	\$49,709.00	\$19,884.00	---	40.00%
Syracuse Police Benevolent Assn	Upstate Telemarketing Inc	5	\$157,971.00	\$63,188.00	---	40.00%
Suffolk County Detective Investigators Police Benevolent Assn	D&D Telemarketing Inc	2	\$152,030.00	\$60,619.00	---	39.87%
Human Rights Campaign Inc	Aria Communications Corporation	8	\$198,288.74	\$78,979.24	\$34,992.13	39.83%
National Coalition for Homeless Veterans	Gordon & Schwenkmeyer Inc	8	\$270,078.99	\$105,088.54	\$9,889.00	38.91%
Massachusetts Society for the Prevention of Cruelty to Animals	Share Group Inc	8	\$132,902.61	\$51,034.61	---	38.40%

DATA OBTAINED FROM INTERIM AND CLOSING STATEMENTS FILED BY PROFESSIONAL FUND RAISERS

CHARITABLE ORGANIZATION	PROFESSIONAL FUND RAISER	GEO. AREA	GROSS RECEIPTS	NET TO CHARITY	UNCOLLECTED PLEDGES	% TO CHARITY
Suffolk County Deputy Sheriff's Benevolent Assn	D&D Telemarketing Inc	2	\$152,452.00	\$58,463.00	---	38.35%
Cayuga County Deputy Sheriff's Benevolent Assn	Event Marketing (Narde, James E)	5	\$28,550.00	\$10,849.00	\$500.00	38.00%
Oneonta Police Benevolent Assn	Event Marketing (Narde, James E)	5	\$44,274.00	\$16,824.12	\$1,000.00	38.00%
Croton Police Assn	Community Services Inc	3	\$38,957.00	\$14,577.70	---	37.42%
National Audubon Society Inc	Public Interest Communications Inc	1	\$363,974.00	\$135,773.00	\$53,131.00	37.30%
Crystal City Police Benevolent Assn Inc	Vee Concepts of New York Inc	6	\$71,424.00	\$26,426.88	---	37.00%
Niskayuna Police Benevolent Assn	Nordel Publishing Inc	4	\$62,958.47	\$23,165.49	---	36.79%
Colonie Police Benevolent Assn Inc	Nordel Publishing Inc	4	\$107,988.00	\$39,557.51	---	36.63%
National Coalition for the Homeless Inc	Gordon & Schwenkmeyer Inc	8	\$73,838.20	\$27,000.00	\$320.00	36.57%
American Legion-Harold Provost Post #1686	Roberts, Mary Jane	5	\$6,953.00	\$2,533.55	---	36.44%
People for the American Way	Telefund Inc	8	\$255,386.00	\$92,944.00	---	36.39%
Tigris Temple A A O N M S	Royalty Services Inc	5	\$27,480.00	\$10,000.00	---	36.39%
Defenders of Wildlife Inc	Public Interest Communications Inc	8	\$735,719.91	\$265,991.05	\$196,534.09	36.15%
Vietnam Veterans of Central New York Foundation	Upstate Telemarketing Inc	5	\$55,180.00	\$19,813.00	---	35.91%
Metropolitan Police Conference of New York State Inc	Mac Communications (MacDonald, John T)	2	\$197,501.00	\$69,876.38	---	35.38%
Buffalo Police Benevolent Assn Inc	Campaign Headquarters Inc	7	\$240,746.00	\$85,000.00	\$4,815.00	35.31%
John E Creedon Police Benevolent Assn	Municipal Marketing (Blaine, Kim E)	5	\$155,845.00	\$54,991.00	---	35.29%
National Trust for Historic Preservation in the U S	Facter Direct Ltd	8	\$196,390.00	\$69,302.34	\$71,218.00	35.29%
Cattaraugus County Sheriff's Employees Benevolent Assn	Colonial Program Corporation	7	\$45,401.03	\$16,000.00	\$1,500.00	35.24%
Public Citizen Foundation Inc	Public Interest Communications Inc	8	\$14,407.00	\$5,047.00	\$12,460.16	35.03%
Aeneas McDonald Police Benevolent Assn	Vee Concepts of New York Inc	6	\$87,540.00	\$30,639.00	---	35.00%
Chenango County Deputy Sheriff's Assn	Event Marketing (Narde, James E)	5	\$43,152.50	\$15,103.37	\$500.00	35.00%
Elmira Auxiliary and Emergency Assistance Force Inc	Twin Tier Marketing (Paulo, Emen Albert)	6	\$8,045.00	\$2,815.75	---	35.00%

DATA OBTAINED FROM INTERIM AND CLOSING STATEMENTS FILED BY PROFESSIONAL FUND RAISERS

CHARITABLE ORGANIZATION	PROFESSIONAL FUND RAISER	GEO. AREA	GROSS RECEIPTS	NET TO CHARITY	UNCOLLECTED PLEDGES	% TO CHARITY
Elmira Heights Police Benevolent Assn Inc	Event Marketing (Narde, James E)	6	\$24,490.00	\$8,571.50	\$500.00	35.00%
Fulton Police Benevolent Assn	Badge Publications	5	\$44,205.00	\$15,471.75	---	35.00%
Liverpool Police Benevolent Assn	Upstate Telemarketing Inc	5	\$42,282.00	\$14,798.00	---	35.00%
N Y S Park Police P B A Inc	Northeastern Advertising (Morgan, William J)	2	\$48,590.00	\$17,006.50	---	35.00%
Niagara Falls New York Police Athletic League	Campaign Headquarters Inc	7	\$128,014.00	\$44,805.00	\$2,560.00	35.00%
Norwich Fire Fighters Assn	Event Marketing (Narde, James E)	5	\$26,855.00	\$9,399.25	\$1,000.00	35.00%
Rockland County Patrolmen's Benevolent Assn Inc	National Benefit Company	3	\$175,746.45	\$61,511.25	---	35.00%
Rockland County Society for the Prevention of Cruelty to Children	Northeastern Advertising (Morgan, William J)	3	\$11,055.00	\$3,869.25	---	35.00%
Suffolk County Detectives Assn Inc	Suffolk Productions Inc	2	\$173,396.00	\$60,689.00	---	35.00%
Suffolk County Police Athletic League Inc	Suffolk Productions Inc	2	\$158,089.00	\$55,331.00	---	35.00%
Uniformed Fire Fighters Assn of the City of Mt Vernon NY Inc	D & R Communications (Sadofsky, David)	3	\$77,212.50	\$27,024.38	---	35.00%
Westchester Legionnaire Inc	Weiss, Howard	3	\$51,800.00	\$18,130.00	---	35.00%
Monticello Policemen's Benevolent Assn Inc	Mako Enterprises (Grimm, Robert)	3	\$28,732.00	\$10,000.00	---	34.80%
Heart Support of America Inc	Bee LC	8	\$14,192.00	\$4,897.47	\$66,773.00	34.51%
Planned Parenthood Action Fund Inc	Integral Resources Inc	1	\$418,469.51	\$142,085.83	\$232,351.24	33.95%
Deafness Research Foundation	Public Interest Communications Inc	1	\$25,050.00	\$8,502.31	\$2,221.00	33.94%
Mothers Against Drunk Driving	MDS Communications Corporation	8	\$439,497.00	\$148,826.00	\$246,190.00	33.86%
College Foundation at Delhi Inc	Lester Inc	3	\$33,848.00	\$11,451.90	\$23,873.00	33.83%
Planned Parenthood Action Fund Inc	Facter Direct Ltd	1	\$1,221,802.00	\$413,079.70	\$942,461.00	33.81%
Batavia Police Benevolent Assn	Niagara Frontier Advertising Associates Inc	7	\$23,875.00	\$8,000.00	---	33.51%
Oxfam America Inc	Share Group Inc	8	\$140,451.00	\$47,000.00	---	33.46%

DATA OBTAINED FROM INTERIM AND CLOSING STATEMENTS FILED BY PROFESSIONAL FUND RAISERS

CHARITABLE ORGANIZATION	PROFESSIONAL FUND RAISER	GEO. AREA	GROSS RECEIPTS	NET TO CHARITY	UNCOLLECTED PLEDGES	% TO CHARITY
Anti-Defamation League of B'nai B'rith	Facter Direct Ltd	1	\$629,834.00	\$210,243.06	\$388,889.00	33.38%
Hudson Falls Police Benevolent Assn	Royalty Services Inc	4	\$22,607.00	\$7,500.00	---	33.18%
Chemung County Corrections Officers Local #3978	Vee Concepts of New York Inc	6	\$62,917.00	\$20,762.61	---	33.00%
Mt Kisco Police Benevolent Assn	S&M Enterprises Inc	3	\$86,275.00	\$28,470.50	---	33.00%
Vietnam Veterans of America-Chapter #803	Twin Tier Marketing (Paulo, Ermen Albert)	6	\$21,385.00	\$7,057.05	---	33.00%
Waverly Police Benevolent Assn	Vee Concepts of New York Inc	5	\$38,100.00	\$12,573.00	---	33.00%
Yonkers Police Captain's, Lieutenant's & Sergeant's Benevolent Assn	Holmac Telecommunications Inc	3	\$169,340.00	\$55,801.70	---	32.95%
Police Association of the City of Yonkers Inc	Gotham Productions Inc	3	\$326,625.00	\$107,059.00	---	32.78%
Ossining Police Athletic League	Spotlight Music Productions Inc	3	\$37,202.00	\$12,160.00	---	32.69%
Center for Marine Conservation Inc	Share Group Inc	8	\$92,151.00	\$29,999.00	---	32.55%
Marine Mammal Center	Share Group Inc	8	\$34,463.00	\$11,209.00	---	32.52%
Heritage Foundation Inc (DC)	Facter Direct Ltd	8	\$804,040.00	\$260,876.68	\$384,757.00	32.45%
Police Athletic League of Yonkers Foundation Inc	Gotham Productions Inc	3	\$212,158.50	\$68,647.54	---	32.36%
Central New York Firemen's Assn Inc	Upstate Telemarketing Inc	5	\$69,234.00	\$22,270.00	---	32.17%
New York State N A R A L Inc	Telefund Inc	1	\$44,277.00	\$14,244.36	---	32.17%
Badge and Shield Club Inc	Campaign Headquarters Inc	7	\$99,707.00	\$31,906.00	---	32.00%
Kiwanis Club-Southwest Rochester	Monroe Civic Assistance (Boyd, Rodney)	6	\$32,447.00	\$10,383.04	\$2,000.00	32.00%
Police Athletic Team of Suffolk County Inc	Suffolk Productions Inc	2	\$118,448.00	\$37,904.00	---	32.00%
Police Conference of New York Inc	Holmac Telecommunications Inc	4	\$354,119.00	\$113,318.00	---	32.00%
Senior Citizens Action Council of Monroe County	Monroe Civic Assistance (Boyd, Rodney)	6	\$13,246.00	\$4,238.72	---	32.00%
Lancaster Village Police Club	Campaign Headquarters Inc	7	\$28,136.00	\$9,000.00	---	31.99%
Nature Conservancy	Public Interest Communications Inc	8	\$100,983.00	\$32,149.93	\$61,351.00	31.84%

DATA OBTAINED FROM INTERIM AND CLOSING STATEMENTS FILED BY PROFESSIONAL FUND RAISERS

CHARITABLE ORGANIZATION	PROFESSIONAL FUND RAISER	GEO. AREA	GROSS RECEIPTS	NET TO CHARITY	UNCOLLECTED PLEDGES	% TO CHARITY
Rainforest Action Network	Share Group Inc	8	\$63,301.41	\$19,889.70	---	31.42%
Sierra Club	MSGI Direct Inc	8	\$1,129,135.00	\$353,652.60	\$1,636,946.00	31.32%
Scarsdale Patrolmen's Benevolent Assn	Holmac Telecommunications Inc	3	\$194,904.00	\$60,971.15	---	31.28%
Warren County Deputy Sheriff's Benevolent Assn Inc	Royalty Services Inc	4	\$95,908.00	\$30,000.00	---	31.28%
National Center for Lesbian Rights	Aria Communications Corporation	8	\$14,160.00	\$4,420.75	\$6,235.00	31.22%
National Wildlife Federation	Share Group Inc	8	\$515,515.00	\$160,933.65	---	31.22%
Schuyler County Deputy Sheriffs Assn Inc	Vee Concepts of New York Inc	6	\$80,743.00	\$25,030.33	---	31.00%
Seneca County Deputy Sheriffs Police Benevolent Assn	Vee Concepts of New York Inc	6	\$46,665.00	\$14,466.15	\$5,000.00	31.00%
Christian Coalition of America Inc	Infocision Management Corporation	8	\$3,144,423.07	\$970,500.00	---	30.86%
Monroe County Association of Police Chiefs Inc	Niagara Frontier Advertising Associates Inc	6	\$39,350.00	\$12,000.00	---	30.50%
N Y S T Benefit Fund Inc	Trooper Publications of New York Inc	4	\$956,518.00	\$291,740.00	---	30.50%
Correction Officers Benevolent Assn of Rockland County	National Benefit Company	3	\$107,285.00	\$32,402.85	---	30.20%
Albany County Deputy Sheriffs Police Benevolent Assn	Nordel Publishing Inc	4	\$36,434.00	\$10,930.00	---	30.00%
Allegany County Deputy Sheriffs' Assn	Event Marketing (Narde, James E)	7	\$62,396.00	\$18,718.80	\$1,750.00	30.00%
Children's Hospital Medical Center Foundation	Telesystems Marketing Inc	8	\$2,954.00	\$886.20	---	30.00%
Cornerstone Soup Kitchen & Food Pantry Inc	Royalty Services Inc	4	\$97,504.00	\$29,251.20	---	30.00%
Cortland County Deputy Sheriff's Benevolent Assn	Municipal Marketing (Blaine, Kim E)	5	\$59,967.00	\$17,989.60	---	30.00%
Cyprus Temple of the A A O N M S of Albany New York	Royalty Services Inc	4	\$158,339.00	\$47,500.00	---	30.00%
Eastchester Police Benevolent Assn	JNK Enterprises Inc	3	\$61,270.00	\$18,381.00	---	30.00%
Glenville Police Benevolent Assn	Nordel Publishing Inc	4	\$47,896.00	\$14,369.00	---	30.00%
Greenburgh Uniformed Firefighters Assn Inc	S&M Enterprises Inc	3	\$67,765.00	\$20,329.50	---	30.00%
Lynbrook Police Benevolent Assn	Island Marketing Concepts Inc	2	\$55,570.00	\$16,671.00	---	30.00%
Mt Pleasant Police Benevolent Assn	S&M Enterprises Inc	3	\$49,240.00	\$14,772.00	---	30.00%

DATA OBTAINED FROM INTERIM AND CLOSING STATEMENTS FILED BY PROFESSIONAL FUND RAISERS

CHARITABLE ORGANIZATION	PROFESSIONAL FUND RAISER	GEO. AREA	GROSS RECEIPTS	NET TO CHARITY	UNCOLLECTED PLEDGES	% TO CHARITY
Multiple Sclerosis Foundation Inc	Bristol Marketing Associates Inc	8	\$42,215.00	\$12,664.50	\$43,913.00	30.00%
N A A C P-Oneida County	Roberts, Mary Jane	5	\$4,001.00	\$1,200.30	---	30.00%
New York Police and Peace Officers Assn Inc	Terry Dee Productions Inc	3	\$154,882.00	\$46,465.00	---	30.00%
New York State Association of Chiefs of Police	Suffolk Productions Inc	4	\$707,907.00	\$212,373.00	---	30.00%
New York State Court Clerks Assn	Tan Productions Inc	1	\$89,815.00	\$26,944.50	---	30.00%
North Syracuse Police Benevolent Assn	Municipal Marketing (Blaine, Kim E)	5	\$57,532.00	\$17,259.60	---	30.00%
Norwich Police Benevolent Assn	Event Marketing (Narde, James E)	5	\$46,100.50	\$13,830.15	\$500.00	30.00%
Olympic Soccer Club	TD Marketing Inc	5	\$11,060.00	\$3,318.00	---	30.00%
Painted Post Police Benevolent Assn	Vee Concepts of New York Inc	6	\$48,237.00	\$14,471.10	---	30.00%
Pleasantville New York Police Benevolent Assn Inc	S&M Enterprises Inc	3	\$47,350.00	\$14,205.00	---	30.00%
Putnam County Volunteer Firemens Assn	Community Services Inc	3	\$60,490.00	\$18,147.00	---	30.00%
Rensselaer County Deputy Sheriffs Police Benevolent Assn	Gotham Productions Inc	4	\$106,693.50	\$32,008.05	---	30.00%
South Glens Falls Police Benevolent Assn	Royalty Services Inc	4	\$25,473.00	\$7,641.90	---	30.00%
Suffolk County Court Officers Assn	Tan Productions Inc	2	\$50,520.00	\$15,156.00	---	30.00%
Suffolk County Police Conference Inc	Tan Productions Inc	2	\$142,055.00	\$42,616.50	---	30.00%
Suffolk County Police Conference Inc	TCB Enterprises Inc	2	\$16,091.50	\$4,827.45	\$27,826.00	30.00%
Sullivan County Patrolmans Benevolent Assn	Mako Enterprises (Grimm, Robert)	3	\$28,167.00	\$8,450.00	---	30.00%
Supplemental Food Providers Inc	Royalty Services Inc	4	\$23,657.00	\$7,097.10	---	30.00%
Town of Carmel Police Benevolent Assn Inc	Community Services Inc	3	\$19,313.00	\$5,793.90	---	30.00%
Uniformed Fire Fighters Assn of the City of New Rochelle	S&M Enterprises Inc	3	\$65,520.00	\$19,656.00	---	30.00%
Ziyara Temple A A O N M S	Royalty Services Inc	5	\$83,726.00	\$25,117.80	---	30.00%
New York Police and Peace Officers Assn Inc	Mac Communications (MacDonald, John T)	3	\$161,168.00	\$48,337.12	---	29.99%

DATA OBTAINED FROM INTERIM AND CLOSING STATEMENTS FILED BY PROFESSIONAL FUND RAISERS

CHARITABLE ORGANIZATION	PROFESSIONAL FUND RAISER	GEO. AREA	GROSS RECEIPTS	NET TO CHARITY	UNCOLLECTED PLEDGES	% TO CHARITY
March of Dimes Birth Defects Foundation	Factor Direct Ltd	3	\$26,269.00	\$7,874.38	\$30,261.00	29.98%
Village of Hempstead Police Activity League	Island Marketing Concepts Inc	2	\$93,512.00	\$28,013.60	---	29.96%
Sierra Club	Angeles Communications LLC	8	\$236,654.00	\$70,584.00	\$182,257.00	29.83%
Spring Valley Policemen's Benevolent Assn	Gotham Productions Inc	3	\$26,953.00	\$8,033.20	---	29.80%
Cheektowaga Police Club Inc	Niagara Frontier Advertising Associates Inc	7	\$46,865.00	\$13,850.00	---	29.55%
Chautauqua County Sheriffs Employees Assn Inc	Colonial Program Corporation	7	\$67,710.00	\$20,000.00	\$1,900.00	29.54%
Schenectady County Sheriffs Benevolent Assn	Gotham Productions Inc	4	\$165,007.00	\$48,287.60	---	29.26%
Save the Children Federation Inc	Smith Company (The)	1	\$41,054.00	\$11,996.00	\$80,494.00	29.22%
Metropolitan Police Conference of New York State Inc	Civic Development Group LLC	2	\$513,677.00	\$150,000.00	---	29.20%
People for the Ethical Treatment of Animals	Harris O'Malley Marketing Inc	8	\$189,329.00	\$54,172.00	\$90,220.00	28.61%
Sierra Club	Factor Direct Ltd	8	\$96,644.00	\$27,374.60	---	28.33%
Canton Police Assn	TCI America Inc	5	\$23,392.00	\$6,621.00	---	28.30%
Doctors Without Borders USA Inc	Harris O'Malley Marketing Inc	1	\$121,340.34	\$34,057.69	\$18,369.66	28.07%
OCSDP Benevolent Assn Inc	Tagger Communications Inc	5	\$140,995.00	\$39,540.65	---	28.04%
Auburn Police Local #195	Vee Concepts of New York Inc	5	\$83,468.00	\$23,371.04	---	28.00%
Wilderness Society	Share Group Inc	8	\$541,065.00	\$151,098.00	---	27.93%
Columbia County Deputy Sheriff's Benevolent Assn Inc	Spotlight Music Productions Inc	4	\$50,658.00	\$14,000.00	---	27.64%
Oriental Temple A A O N M S	Royalty Services Inc	4	\$186,784.00	\$51,614.45	---	27.63%
Mt Vernon Police Assn	S&M Enterprises Inc	3	\$78,380.00	\$21,554.50	\$20.00	27.50%
Nassau Police Conference Inc	Island Marketing Concepts Inc	2	\$471,135.50	\$129,220.00	---	27.43%
B'nai B'rith Foundation of the United States	Factor Direct Ltd	8	\$29,130.00	\$7,958.89	\$21,350.00	27.32%
City of White Plains Police Benevolent Assn	Gotham Productions Inc	3	\$44,846.00	\$12,107.07	---	27.00%
Seneca Falls Police Benevolent Assn	Vee Concepts of New York Inc	6	\$47,140.00	\$12,727.80	---	27.00%

DATA OBTAINED FROM INTERIM AND CLOSING STATEMENTS FILED BY PROFESSIONAL FUND RAISERS

CHARITABLE ORGANIZATION	PROFESSIONAL FUND RAISER	GEO. AREA	GROSS RECEIPTS	NET TO CHARITY	UNCOLLECTED PLEDGES	% TO CHARITY
Town of Saugerties Police Benevolent Assn	Gotham Productions Inc	3	\$19,410.00	\$5,240.70	---	27.00%
Town of Saugerties Police Benevolent Assn	Gotham Productions Inc	3	\$27,589.00	\$7,449.00	---	27.00%
Ulster County Shields	Gotham Productions Inc	3	\$31,705.50	\$8,560.48	---	27.00%
Village of Saugerties Police Benevolent Assn	Gotham Productions Inc	3	\$38,278.00	\$10,335.00	---	27.00%
Roundabout Theatre Company Inc	NPO Direct Marketing Inc	1	\$35,055.00	\$9,408.13	\$3,145.00	26.84%
Washington County Deputy Sheriffs Assn	Royalty Services Inc	4	\$37,494.00	\$10,000.00	---	26.67%
Public Broadcasting Council Of Central NY Inc (WCNY)	ComNet Marketing Group Inc	5	\$70,812.00	\$18,726.00	\$67,186.00	26.44%
World Wildlife Fund Inc	Infocision Management Corporation	8	\$628,325.57	\$166,157.01	---	26.44%
Herkimer County Volunteer Fire Police Assn Inc	Tagger Communications Inc	5	\$37,114.57	\$9,781.87	---	26.36%
Village of Ossining Police Benevolent Assn	Starlet Music Productions (Corbett, Herbert)	3	\$85,546.00	\$22,500.00	\$2,000.00	26.30%
Johnstown Police Benevolent Assn	Gotham Productions Inc	4	\$46,016.83	\$12,098.00	---	26.29%
Sullivan County Deputy Sheriff's Assn	Stage Door Music Productions Inc	3	\$76,882.00	\$20,000.00	---	26.01%
Rensselaer County Law Enforcement Assn	Stage Door Music Productions Inc	4	\$38,657.00	\$10,000.00	---	25.87%
American Civil Liberties Union	Public Interest Communications Inc	1	\$154,978.83	\$40,070.19	\$81,189.17	25.86%
International Christian Media	Tele-Data Services Inc	8	\$121,166.48	\$31,122.17	\$109,752.92	25.69%
American Humane Assn	Univision Marketing Group Inc	8	\$22,286.00	\$5,713.81	\$15,152.00	25.64%
Albion Emergency Squad Inc	Spotlight Music Productions Inc	7	\$35,576.00	\$9,000.00	---	25.30%
Town of Walkill Volunteer Ambulance Corps Inc	Spotlight Music Productions Inc	3	\$35,624.00	\$9,000.00	---	25.26%
United Service Organizations Inc	InService America Inc	8	\$269,766.00	\$67,759.06	\$105,052.00	25.12%
Society of Automotive Engineers Inc	Outreach Center Inc (Direct Advantage Marketing)	8	\$126,499.00	\$31,735.00	---	25.09%
Saratoga County Deputy Sheriffs Benevolent Assn	Stage Door Music Productions Inc	4	\$211,577.50	\$53,010.15	---	25.05%
Sullivan County Dive Assn	Spotlight Music Productions Inc	3	\$11,253.00	\$2,818.25	---	25.04%
American Foundation for Disabled Children Inc	Gelmar Ltd	1	\$4,440.00	\$1,110.00	---	25.00%

DATA OBTAINED FROM INTERIM AND CLOSING STATEMENTS FILED BY PROFESSIONAL FUND RAISERS

CHARITABLE ORGANIZATION	PROFESSIONAL FUND RAISER	GEO. AREA	GROSS RECEIPTS	NET TO CHARITY	UNCOLLECTED PLEDGES	% TO CHARITY
Amsterdam Police Superior Officers Assn	Gotham Productions Inc	4	\$35,343.50	\$8,835.88	---	25.00%
Broome County Sheriff's Dept Employees Local #2012 AFSCME AFL-CIO	Stage Door Music Productions Inc	5	\$101,783.00	\$25,445.75	---	25.00%
Buffalo Police Benevolent Assn Inc	Campaign Headquarters Inc	7	\$105,363.00	\$26,341.00	\$3,161.00	25.00%
C S Hawley Chemical Co (Halfmoon Volunteer Fire Co)	Royalty Services Inc	4	\$68,394.00	\$17,098.50	---	25.00%
Cancer Care Inc & the National Cancer Care Foundation	Gelmar Ltd	1	\$112,679.00	\$28,170.00	---	25.00%
Chautauqua County Volunteer Firemen's Fraternity Inc	National Benefit Company	7	\$37,505.00	\$9,376.25	---	25.00%
Clinton Lodge 155 F & AM	Royalty Services Inc	4	\$7,499.00	\$1,874.75	---	25.00%
Coalition Against Breast Cancer Inc	All Star Productions (Messmore, Barbara)	2	\$56,005.00	\$14,001.25	\$30,480.00	25.00%
Columbia County Correction Officer's Local #3828	Stage Door Music Productions Inc	4	\$74,073.00	\$18,518.25	---	25.00%
Defeat Diabetes Foundation Inc	All Star Productions (Messmore, Barbara)	8	\$45,517.00	\$11,379.25	\$26,639.00	25.00%
Disabled Children's Relief Fund Inc	Suffolk Productions Inc	2	\$20,411.00	\$5,103.00	---	25.00%
Fraternal Order of Police Oswego County-NYS Lodge #1	National Benefit Company	5	\$82,825.00	\$20,706.25	---	25.00%
Greece Police Gumshoe Benevolent Assn Inc	Stage Door Music Productions Inc	6	\$74,349.00	\$18,587.25	---	25.00%
Kidwish USA Inc	Suffolk Productions Inc	2	\$129,082.00	\$32,271.00	---	25.00%
Kingston Police Benevolent Assn	Gotham Productions Inc	3	\$66,513.00	\$16,628.25	---	25.00%
Kiwanis Club-Rochester NY Inc	Marketing Squad Inc	6	\$124,445.00	\$31,111.00	---	25.00%
Kiwanis Club-Saratoga Springs	Royalty Services Inc	4	\$22,691.00	\$5,672.75	---	25.00%
Knights of Columbus-Msgr Delaney Council #5983	National Promotional Services Inc	2	\$75,235.00	\$18,808.75	---	25.00%
Korean War Veterans Association-Adirondack Chapter	Royalty Services Inc	4	\$25,158.00	\$6,289.50	---	25.00%
Long Island Federation for the Elimination of Cancer Inc	Gelmar Ltd	2	\$490.00	\$122.50	---	25.00%
Monroe County Volunteer Firemen's Assn Inc	Marketing Squad Inc	6	\$91,770.00	\$22,943.00	---	25.00%
N Y S Park Police P B A Inc	Suffolk Productions Inc	2	\$141,627.00	\$35,407.00	---	25.00%

DATA OBTAINED FROM INTERIM AND CLOSING STATEMENTS FILED BY PROFESSIONAL FUND RAISERS

CHARITABLE ORGANIZATION	PROFESSIONAL FUND RAISER	GEO. AREA	GROSS RECEIPTS	NET TO CHARITY	UNCOLLECTED PLEDGES	% TO CHARITY
Northeastern Police Conference Inc	Gotham Productions Inc	4	\$11,405.00	\$2,851.00	---	25.00%
Oneida County Volunteer Fire Police Assn	Municipal Marketing (Blaine, Kim E)	5	\$54,770.50	\$13,692.63	---	25.00%
Oneida Police Benevolent Assn	Gotham Productions Inc	5	\$53,912.00	\$13,478.00	---	25.00%
Operation Lookout National Center for Missing Youth	Stage Door Music Productions Inc	8	\$11,062.50	\$2,765.37	---	25.00%
Police Captain's and Lieutenant's Assn of Erie County	Stage Door Music Productions Inc	7	\$102,752.00	\$25,688.00	---	25.00%
Rensselaer Police Assn	Gotham Productions Inc	4	\$59,456.00	\$14,864.00	---	25.00%
Schenectady Police Benevolent Assn	Gotham Productions Inc	4	\$224,191.50	\$56,047.88	---	25.00%
Town Line Volunteer Fire Department Inc	Spotlight Music Productions Inc	7	\$54,600.00	\$13,652.00	---	25.00%
V F W of the United States-Adirondack Post #2475	Royalty Services Inc	4	\$31,727.00	\$7,931.75	---	25.00%
V F W of the United States-Adirondack Post #2475	Royalty Services Inc	4	\$19,862.00	\$4,965.50	---	25.00%
Vietnam Veterans of America-Chapter #480	Twin Tier Marketing (Paulo, Emen Albert)	5	\$22,305.00	\$5,576.25	---	25.00%
Vietnam Veterans of America-Chapter #82 Hicksville NY	Suffolk Productions Inc	2	\$17,551.00	\$4,388.00	---	25.00%
Westchester County Correction Officers Benevolent Assn	Spotlight Music Productions Inc	3	\$36,767.00	\$9,192.00	---	25.00%
South Lockport Fire Company Inc	Spotlight Music Productions Inc	7	\$51,082.00	\$12,765.00	---	24.99%
National Trust for Historic Preservation in the U S	Facter Direct Ltd	8	\$18,195.00	\$4,499.64	\$8,616.00	24.73%
Amnesty International of the USA Inc	Facter Direct Ltd	1	\$379,188.00	\$93,490.94	\$276,787.00	24.66%
Farm Aid Inc	Share Group Inc	8	\$27,687.00	\$6,771.00	---	24.46%
Children's Wish Foundation International Inc	Heritage Company Inc (The)	8	\$3,496,991.18	\$842,988.58	---	24.11%
Hempstead Police Benevolent Assn Inc	Island Marketing Concepts Inc	2	\$257,992.30	\$62,098.01	---	24.07%
Madison County Deputy Sheriffs Assn	Stage Door Music Productions Inc	5	\$62,438.00	\$15,000.00	---	24.02%
Long Island State Park Police Benevolent Assn	National Promotional Services Inc	2	\$315,557.00	\$75,723.25	---	24.00%
American Council of the Blind Inc	Integral Resources Inc	8	\$427,530.09	\$102,000.00	\$204,704.94	23.86%
Greenpeace Inc	Facter Direct Ltd	8	\$85,561.00	\$20,169.57	\$34,421.00	23.57%

DATA OBTAINED FROM INTERIM AND CLOSING STATEMENTS FILED BY PROFESSIONAL FUND RAISERS

CHARITABLE ORGANIZATION	PROFESSIONAL FUND RAISER	GEO. AREA	GROSS RECEIPTS	NET TO CHARITY	UNCOLLECTED PLEDGES	% TO CHARITY
Narcotic Enforcement Officers Assn Inc	Civic Development Group LLC	4	\$454,678.00	\$106,000.00	\$339,160.00	23.31%
Manor Park Seniors Ltd	National Promotional Services Inc	2	\$194,136.89	\$44,766.22	---	23.06%
Philip S McDonald Police Benevolent Assn	Gotham Productions Inc	5	\$86,795.76	\$20,000.00	---	23.04%
Volunteer Firemens Convention Committee of Oneida County	Stage Door Music Productions Inc	5	\$54,556.63	\$12,500.00	---	22.91%
Planned Parenthood Federation of America Inc	Integral Resources Inc	1	\$21,616.90	\$4,916.10	\$1,164.40	22.74%
Ulster County Sheriff's Employees Assn	Stage Door Music Productions Inc	3	\$52,969.95	\$12,000.00	---	22.65%
Middletown Police Benevolent Assn	Stage Door Music Productions Inc	3	\$73,877.50	\$16,500.00	---	22.33%
North Tonawanda Professional Firefighters Benevolent Assn	Stage Door Music Productions Inc	7	\$38,187.00	\$8,500.00	---	22.26%
New York State Union of Police Assn Inc	Community Tele Services	3	\$536,803.42	\$118,300.00	---	22.04%
Albany County Sheriff's Union #775 AFSCME	Stage Door Music Productions Inc	4	\$305,627.50	\$67,238.05	---	22.00%
Cohoes Police Officers Union Inc	Stage Door Music Productions Inc	4	\$67,856.00	\$14,928.32	---	22.00%
Multiple Sclerosis Association of America	Americom Group Inc	8	\$496,771.00	\$109,297.00	---	22.00%
Niagara Falls New York Police Athletic League	Campaign Headquarters Inc	7	\$304,929.00	\$67,084.00	\$6,099.00	22.00%
Sheriff's Silver Star Assn Inc	Stage Door Music Productions Inc	5	\$122,105.00	\$26,863.10	---	22.00%
Vietnam Veterans of America-Chapter #11 Suffolk NY Inc	Mure Associates Inc	2	\$80,210.00	\$17,646.00	---	22.00%
National Caregiving Foundation	Reese Brothers Inc	8	\$3,899,546.00	\$848,251.00	\$2,071,990.00	21.75%
East Fishkill Police Benevolent Assn	Spotlight Music Productions Inc	3	\$36,911.00	\$8,000.00	---	21.67%
AMVETS-Pvt John T Cavanaugh Jr Friendship Post #76	Hill, Allan C Productions Inc	2	\$11,600.00	\$2,500.00	\$4,785.00	21.55%
Fraternal Order of Police Empire State Lodge Inc	Civic Development Group LLC	2	\$2,340,784.00	\$504,550.00	\$3,225,914.00	21.55%
American Diabetes Assn Inc	A.D. Publications Inc	8	\$105,690.00	\$22,764.00	---	21.54%
Franklin County Association of Senior Citizens Inc	Badge Publications	4	\$33,601.20	\$7,203.65	---	21.44%

DATA OBTAINED FROM INTERIM AND CLOSING STATEMENTS FILED BY PROFESSIONAL FUND RAISERS

CHARITABLE ORGANIZATION	PROFESSIONAL FUND RAISER	GEO. AREA	GROSS RECEIPTS	NET TO CHARITY	UNCOLLECTED PLEDGES	% TO CHARITY
North Tonawanda Police Benevolent Assn	Stage Door Music Productions Inc	7	\$49,249.00	\$10,500.00	---	21.32%
Children's Wish Foundation International Inc	Reese Brothers Inc	8	\$9,116,884.00	\$1,929,358.00	\$5,452,878.00	21.16%
People for the American Way	Integral Resources Inc	8	\$128,224.81	\$26,961.06	\$140,325.25	21.03%
Vanished Children's Alliance	Heritage Company Inc (The)	8	\$900,846.66	\$187,567.77	---	20.82%
Bank Street College of Education	Lester Inc	1	\$27,626.00	\$5,743.47	\$20,723.00	20.79%
National Abortion & Reproductive Rights Action League	Facter Direct Ltd	8	\$293,490.00	\$60,784.14	\$300,164.00	20.71%
Columbian Hose Company #1 Inc	Spotlight Music Productions Inc	3	\$26,659.00	\$5,500.00	---	20.63%
Middletown Fire Police	Stage Door Music Productions Inc	3	\$24,458.00	\$5,000.00	---	20.44%
Americas Athletes With Disabilities Inc	Heritage Company Inc (The)	8	\$585,108.57	\$118,709.77	---	20.29%
Roger Wyburn-Mason & Jack M Blount Foundation for Eradication of Rheumatoid Disease Inc	Bee LC	8	\$41,047.00	\$8,280.84	---	20.17%
American Foundation for Disabled Children Inc	Whiterock Marketing Group Inc	1	\$9,815.00	\$1,977.00	\$13,185.00	20.14%
Poughkeepsie Police Athletic League Inc	Stage Door Music Productions Inc	3	\$81,462.50	\$16,317.50	---	20.03%
VietNow National Headquarters	Municipal Marketing (Blaine, Kim E)	8	\$35,449.00	\$7,099.80	---	20.03%
American Foundation for Disabled Children Inc	National Promotional Services Inc	1	\$4,490.00	\$898.00	---	20.00%
American Veteran's Foundation Inc	All Star Productions (Messmore, Barbara)	8	\$24,779.00	\$4,955.80	\$30,005.00	20.00%
American Veteran's Foundation Inc	Standard Inc (The)	8	\$80,805.23	\$16,161.05	---	20.00%
Association of Retired Firefighters	Safety Publications Inc	8	\$56,180.50	\$11,236.10	---	20.00%
Bi-County Services Against Women's & Children's Abuse	Mure Associates Inc	2	\$83,693.60	\$16,738.60	---	20.00%
Centennial Hose Co #4 Inc	Spotlight Music Productions Inc	3	\$33,005.00	\$6,601.00	---	20.00%
Children's Charity Fund Inc	All Star Productions (Messmore, Barbara)	8	\$9,023.00	\$1,804.60	\$5,077.00	20.00%
Defeat Diabetes Foundation Inc	National Promotional Services Inc	8	\$32,689.33	\$6,537.87	---	20.00%
Defeat Diabetes Foundation Inc	Standard Inc (The)	8	\$17,305.50	\$3,461.10	---	20.00%

DATA OBTAINED FROM INTERIM AND CLOSING STATEMENTS FILED BY PROFESSIONAL FUND RAISERS

CHARITABLE ORGANIZATION	PROFESSIONAL FUND RAISER	GEO. AREA	GROSS RECEIPTS	NET TO CHARITY	UNCOLLECTED PLEDGES	% TO CHARITY
Disabled Veterans of America Inc-PFC Salvatore J Armato	National Promotional Services Inc	2	\$14,977.00	\$2,995.40	---	20.00%
East Syracuse Police Benevolent Association	Stage Door Music Productions Inc	5	\$55,116.75	\$11,023.35	---	20.00%
Fondest Wish Foundation Inc	All Star Productions (Messmore, Barbara)	8	\$26,611.00	\$5,322.20	\$20,139.00	20.00%
Fondest Wish Foundation Inc	D T Y Marketing (Card, Charles D)	8	\$35,426.50	\$7,085.30	---	20.00%
Hudson Police Benevolent Assn	TCI America Inc	4	\$14,087.00	\$2,817.00	---	20.00%
International Center for the Search & Recovery of Missing Children Inc	All Star Productions (Messmore, Barbara)	8	\$8,211.00	\$1,642.20	\$9,309.00	20.00%
Kiwanis Club-Glen Lake	Young Productions (Young-Wolff, Mary B)	4	\$10,837.00	\$2,167.40	\$3,006.00	20.00%
Long Island Responds	All Star Productions (Messmore, Barbara)	2	\$23,467.00	\$4,693.40	\$16,733.00	20.00%
Marine Corps League-Department of New York	Royalty Services Inc	3	\$7,436.00	\$1,487.20	---	20.00%
Marine Corps League-Huntington Long Island Detachment	National Promotional Services Inc	2	\$356,529.50	\$71,305.50	---	20.00%
Nation's Missing Children Organization Inc	Nationwide Fundraisers Inc	8	\$94,586.00	\$18,917.20	\$61,110.00	20.00%
National Federation of the Blind of New York State Inc	Capital District Callers Inc	1	\$157,065.00	\$31,413.00	---	20.00%
National Police Defense Foundation Inc	Griffin Marketing LLC	2	\$9,630.00	\$1,926.00	\$4,000.00	20.00%
National Police Defense Foundation Inc	National Promotional Services Inc	2	\$165,898.98	\$33,179.80	---	20.00%
National Veterans Service Fund Inc	National Promotional Services Inc	8	\$70,450.50	\$14,089.60	---	20.00%
Parents of Retarded Children Camp Fund Inc	Marketing Squad Inc	7	\$93,550.00	\$18,710.00	---	20.00%
Parents of Retarded Children Camp Fund Inc	Standard Inc (The)	7	\$59,454.57	\$11,890.91	---	20.00%
Perry F Barrett Police Club (Salamanca Police Club)	Municipal Marketing (Blaine, Kim E)	7	\$40,818.00	\$8,163.60	---	20.00%
Putnam County Deputy Sheriff's Benevolent Assn Inc	TCI America Inc	3	\$22,132.00	\$4,426.00	---	20.00%
St. Lawrence County Deputy Sheriffs Assn	Stage Door Music Productions Inc	5	\$92,354.50	\$18,470.78	---	20.00%
Timothy Hill Childrens' Ranch	Mure Associates Inc	2	\$42,249.75	\$8,449.95	---	20.00%
Town of Lloyd Police Benevolent Assn	Stage Door Music Productions Inc	3	\$39,817.50	\$7,963.50	---	20.00%

DATA OBTAINED FROM INTERIM AND CLOSING STATEMENTS FILED BY PROFESSIONAL FUND RAISERS

CHARITABLE ORGANIZATION	PROFESSIONAL FUND RAISER	GEO. AREA	GROSS RECEIPTS	NET TO CHARITY	UNCOLLECTED PLEDGES	% TO CHARITY
V F W of the United States-Nassau County Council	National Promotional Services Inc	2	\$85,389.11	\$17,077.82	---	20.00%
V F W of the United States-Suffolk County Chapter	National Promotional Services Inc	2	\$87,365.38	\$17,473.08	---	20.00%
VietNow National Headquarters	D T Y Marketing (Card, Charles D)	8	\$5,075.00	\$1,015.00	---	20.00%
VietNow National Headquarters	Northeastern Advertising (Morgan, William J)	8	\$6,380.00	\$1,276.00	---	20.00%
VietNow National Headquarters	TD Marketing Inc	8	\$19,116.00	\$3,823.20	---	20.00%
Waterford Emergency Team Inc	Stage Door Music Productions Inc	4	\$28,383.60	\$5,676.72	---	20.00%
Watertown Police Benevolent Assn	Stage Door Music Productions Inc	5	\$88,153.33	\$17,630.67	---	20.00%
American Association of State Troopers Inc	Community Tele Services	8	\$918,286.95	\$181,740.84	---	19.79%
Sierra Club	Share Group Inc	8	\$127,232.00	\$24,827.00	---	19.51%
81st Promenade Nationale Corp La Societe Des 40 Hommes et 8 Chevaux	Heritage Company Inc (The)	8	\$156,081.00	\$30,414.38	---	19.49%
S A D D Inc	Americom Group Inc	8	\$1,535,336.54	\$291,906.67	---	19.01%
Multiple Sclerosis Association of America	Heritage Company Inc (The)	8	\$3,547,221.94	\$673,972.17	---	19.00%
American Diabetes Assn Inc	Infocision Management Corporation	8	\$153,497.00	\$29,061.00	---	18.93%
Patrolmen's Benevolent Association of Newburgh NY Inc	Stage Door Music Productions Inc	3	\$91,483.00	\$17,000.00	---	18.58%
Childhood Leukemia Foundation Inc	LAS LLC	8	\$1,439,048.00	\$265,000.00	---	18.42%
Fondest Wish Foundation Inc	National Promotional Services Inc	8	\$193,989.54	\$35,232.26	---	18.16%
National Right to Life Committee Inc	MDS Communications Corporation	8	\$4,296,274.00	\$776,398.00	---	18.07%
International Center for the Search & Recovery of Missing Children Inc	Standard Inc (The)	8	\$16,196.50	\$2,915.37	---	18.00%
Reserve Police Officers Assn	Griffin Marketing LLC	8	\$17,963.00	\$3,233.34	\$9,000.00	18.00%
VietNow National Headquarters	Griffin Marketing LLC	8	\$98,850.00	\$17,793.00	\$25,000.00	18.00%
Orange County Police Athletic League	Stage Door Music Productions Inc	3	\$85,140.99	\$15,000.00	---	17.62%

DATA OBTAINED FROM INTERIM AND CLOSING STATEMENTS FILED BY PROFESSIONAL FUND RAISERS

CHARITABLE ORGANIZATION	PROFESSIONAL FUND RAISER	GEO. AREA	GROSS RECEIPTS	NET TO CHARITY	UNCOLLECTED PLEDGES	% TO CHARITY
Metropolitan Police Conference of New York State Inc	Midwest Publishing-MN Inc	2	\$30,917.53	\$5,379.23	---	17.40%
Coalition Against Breast Cancer Inc	National Promotional Services Inc	2	\$314,135.00	\$54,543.00	---	17.36%
Miracle Flights for Kids	Reese Brothers Inc	8	\$2,584,650.00	\$447,178.00	\$788,200.00	17.30%
Covenant House	Share Group Inc	1	\$324,870.00	\$55,892.00	\$241,842.00	17.20%
Co-op America Foundation Inc	Share Group Inc	8	\$102,141.00	\$17,561.00	---	17.19%
Americas Athletes With Disabilities Inc	Contract Communications Inc	8	\$851,920.00	\$144,826.00	\$391,240.00	17.00%
Kamp Koinonia Inc	Profunra (Sheehan, Lynda Ann)	6	\$31,185.00	\$5,302.00	---	17.00%
Metropolitan Police Conference of New York State Inc	Midwest Publishing-OH Inc	2	\$83,306.38	\$14,162.09	---	17.00%
New York State Deputies Assn Inc	Midwest Publishing-OH Inc	5	\$553,039.43	\$94,016.70	---	17.00%
New York State Deputies Assn Inc	Midwest Publishing-MN Inc	5	\$353,063.33	\$60,020.77	---	17.00%
Police Superior Officers Association of Newburgh NY Inc	Stage Door Music Productions Inc	3	\$43,323.00	\$7,364.91	---	17.00%
Common Cause	Public Interest Communications Inc	8	\$209,254.00	\$34,296.56	\$33,034.00	16.39%
International Union of Police Associations AFL-CIO	LAS LLC	8	\$3,550,381.00	\$580,830.00	---	16.36%
Americas Athletes With Disabilities Inc	Non-Profit Telemedia Inc	8	\$264,139.08	\$42,262.25	\$318,542.02	16.00%
Fire Victims Charitable Foundation Inc	Civic Development Group LLC	8	\$2,866,598.00	\$458,656.00	---	16.00%
Benevolent & Protective Order of Elks #841-Staten Island	Hill, Allan C Productions Inc	1	\$12,563.00	\$2,000.00	\$5,967.00	15.92%
Kiwanis Club-Willistons Foundation Inc	Hill, Allan C Productions Inc	2	\$12,720.00	\$2,000.00	\$4,755.00	15.72%
Retired Police Association of the State of New York Inc	All-Pro Telemarketing Associates Corp	2	\$258,765.00	\$40,534.54	\$400,000.00	15.66%
Lions Club-Port Chester	All-Pro Telemarketing Associates Corp	3	\$3,633.00	\$560.90	\$2,400.00	15.44%
Kiwanis Club-Glen Lake	Young Productions (Young-Wolff, Mary B)	4	\$9,972.00	\$1,533.44	\$2,329.00	15.38%
AMVETS-Pvt John T Cavanaugh Jr Friendship Post #76	Hill, Allan C Productions Inc	2	\$16,505.00	\$2,500.00	\$6,913.00	15.15%
N Y S Park Police P B A Inc	All-Pro Telemarketing Associates Corp	2	\$203,459.50	\$30,550.43	\$248,500.00	15.02%
American Legion Convention Corp of Niagara County NY	Marketing Squad Inc	7	\$307,290.00	\$46,094.00	---	15.00%

DATA OBTAINED FROM INTERIM AND CLOSING STATEMENTS FILED BY PROFESSIONAL FUND RAISERS

CHARITABLE ORGANIZATION	PROFESSIONAL FUND RAISER	GEO. AREA	GROSS RECEIPTS	NET TO CHARITY	UNCOLLECTED PLEDGES	% TO CHARITY
Jaycees-New York State Inc	Marketing Squad Inc	5	\$248,770.00	\$37,316.00	---	15.00%
Junior Police Academy	TCB Enterprises Inc	8	\$93,142.00	\$13,971.30	\$13,000.00	15.00%
Kiwanis Club of the Tonawandas Inc	Standard Inc (The)	7	\$46,196.50	\$6,929.47	---	15.00%
Mecca Temple A A O N M S	All-Pro Telemarketing Associates Corp	1	\$61,930.97	\$9,289.65	\$75,700.00	15.00%
National Association of Veteran Police Officers	TCB Enterprises Inc	8	\$132,244.00	\$19,836.60	\$17,500.00	15.00%
New York State Police Chiefs Benevolent Assn Inc	New Liberty Promotions Inc	3	\$808,863.61	\$121,329.54	---	15.00%
Operation Lookout National Center for Missing Youth	Midwest Publishing-MN Inc	8	\$158,085.06	\$23,712.76	---	15.00%
Operation Lookout National Center for Missing Youth	Midwest Publishing-OH Inc	8	\$192,728.42	\$28,909.26	---	15.00%
Police Conference of New York Inc	Community Affairs Inc	4	\$761,352.00	\$114,203.00	---	15.00%
Rochester Boxing Hall of Fame	Marketing Squad Inc	6	\$101,543.00	\$15,232.00	---	15.00%
Voice for the Children Inc	Marketing Squad Inc	8	\$44,400.00	\$6,660.00	---	15.00%
Fraternal Order of New York State Troopers Inc	All-Pro Telemarketing Associates Corp	3	\$1,176,922.80	\$175,737.74	\$2,285,000.00	14.93%
Disabled Veterans Associations	Civic Development Group LLC	8	\$1,685,981.00	\$250,000.00	---	14.83%
New York State Federation of Police Inc	All-Pro Telemarketing Associates Corp	3	\$513,926.40	\$75,260.00	\$800,000.00	14.64%
Knights of Columbus-Pope Pius XII	National Promotional Services Inc	2	\$6,614.00	\$960.00	---	14.51%
Erie County Association of Chiefs of Police Inc	Campaign Headquarters Inc	7	\$97,303.00	\$14,000.00	---	14.39%
American Association of the Deaf-Blind	Heritage Company Inc (The)	8	\$1,387,437.16	\$197,184.77	---	14.21%
Christian Advocates Serving Evangelism	Infocision Management Corporation	8	\$2,899,629.00	\$411,158.00	---	14.18%
Children's Charity Fund Inc	Civic Development Group LLC	8	\$1,419,121.00	\$198,677.00	---	14.00%
Benevolent & Protective Order of Elks #841-Staten Island	Hill, Allan C Productions Inc	1	\$14,395.00	\$2,000.00	\$6,169.00	13.89%
Nation's Missing Children Organization Inc	Integral Resources Inc	8	\$331,389.56	\$43,166.64	\$239,571.53	13.03%
Cancer Fund of America Inc	Non-Profit Telemedia Inc	8	\$586,453.00	\$76,240.00	---	13.00%
National S A F E Home Foundation Inc	Non-Profit Telemedia Inc	7	\$493,933.64	\$64,211.37	\$524,084.36	13.00%

DATA OBTAINED FROM INTERIM AND CLOSING STATEMENTS FILED BY PROFESSIONAL FUND RAISERS

CHARITABLE ORGANIZATION	PROFESSIONAL FUND RAISER	GEO. AREA	GROSS RECEIPTS	NET TO CHARITY	UNCOLLECTED PLEDGES	% TO CHARITY
Metropolitan Police Conference of New York State Inc	Data Communications Inc	2	\$570,733.00	\$74,157.32	---	12.99%
New York State Troopers Historic Assn Inc	TCB Enterprises Inc	3	\$65,076.50	\$8,338.45	\$13,950.00	12.81%
Kidwish USA Inc	Profunra (Sheehan, Lynda Ann)	2	\$37,870.00	\$4,849.00	---	12.80%
Kiwanis Club-Farmingdale	Hill, Allan C Productions Inc	2	\$15,775.00	\$2,000.00	\$3,680.00	12.68%
Cancer Fund of America Inc	Bristol Marketing Associates Inc	8	\$103,420.00	\$12,927.16	\$181,542.00	12.50%
Cancer Fund of America Inc	Civic Development Group LLC	8	\$3,116,888.00	\$377,705.00	---	12.12%
H W Rogers Hose Company #2	Stage Door Music Productions Inc	4	\$28,686.50	\$3,473.67	---	12.11%
Association for Disabled Firefighters Inc	Community Affairs Inc	8	\$177,377.40	\$21,285.29	---	12.00%
Heart Support of America Inc	Non-Profit Telemedia Inc	8	\$480,165.50	\$57,619.86	\$592,502.50	12.00%
Humane Society of Central Delaware County	Municipal Marketing (Blaine, Kim E)	3	\$25,208.50	\$3,025.01	---	12.00%
Citizens Against Government Waste	Facter Direct Ltd	8	\$70,333.00	\$8,224.00	\$72,996.00	11.69%
National Parks Conservation Assn	Telefund Inc	8	\$82,508.00	\$9,426.25	---	11.42%
American Veterans of World War II, Korea and Vietnam	American Trade and Convention Publications Inc	8	\$4,429,496.98	\$500,000.00	---	11.29%
Broome County Humane Society and Relief Assn	Hill, Allan C Productions Inc	5	\$209,797.78	\$23,223.00	\$77,597.00	11.07%
United Fire Fighters of America Inc	TCB Enterprises Inc	8	\$169,322.00	\$18,625.42	\$70,000.00	11.00%
National Law Enforcement Sports Federation Ltd Inc	LAS LLC	8	\$1,654,668.00	\$178,846.00	---	10.81%
Military Order of the Purple Heart Service Foundation	American Trade and Convention Publications Inc	8	\$1,635,353.90	\$175,000.00	---	10.70%
New York Vietnam Veterans Foundation Inc	American Trade and Convention Publications Inc	2	\$591,514.63	\$62,701.86	---	10.60%
Human Rights Campaign Inc	Telefund Inc	8	\$379,866.00	\$40,089.90	---	10.55%
Big Flats Masonic Lodge #378	Theodore Productions Inc	6	\$19,149.00	\$2,012.66	\$6,348.00	10.51%
New York Police Scholarship Foundation	TCB Enterprises Inc	8	\$88,993.57	\$9,000.14	\$129,279.00	10.11%
Survivors and Victims Empowered	Civic Development Group LLC	8	\$3,608.00	\$361.00	\$1,540.00	10.01%
American Foundation for Disabled Children Inc	All-Pro Telemarketing Associates Corp	1	\$540,963.00	\$54,096.31	\$750,000.00	10.00%

DATA OBTAINED FROM INTERIM AND CLOSING STATEMENTS FILED BY PROFESSIONAL FUND RAISERS

CHARITABLE ORGANIZATION	PROFESSIONAL FUND RAISER	GEO. AREA	GROSS RECEIPTS	NET TO CHARITY	UNCOLLECTED PLEDGES	% TO CHARITY
Cancer Fund of America Inc	Bee LC	8	\$37,717.00	\$3,771.70	\$169,700.00	10.00%
Long Island Responds	Mure Associates Inc	2	\$142,495.50	\$14,249.50	---	10.00%
New York Firefighters Foundation Inc	Community Affairs Inc	8	\$339,299.93	\$33,930.00	---	10.00%
New York Firefighters Foundation Inc	Mac Communications (MacDonald, John T)	8	\$14,415.00	\$1,441.50	\$112.00	10.00%
New York Firefighters Foundation Inc	New Liberty Promotions Inc	8	\$210,525.00	\$21,052.50	---	10.00%
New York Firefighters Foundation Inc	TCB Enterprises Inc	8	\$3,955.00	\$395.50	\$1,200.00	10.00%
New York Firefighters Foundation Inc	Whiterock Marketing Group Inc	8	\$157,782.00	\$15,777.48	\$184,958.00	10.00%
New York Police Scholarship Foundation	Griffin Marketing LLC	8	\$18,050.00	\$1,805.00	\$6,000.00	10.00%
New York Police Scholarship Foundation	New Liberty Promotions Inc	8	\$157,561.00	\$15,756.10	---	10.00%
Survivors and Victims Empowered	Non-Profit Telemedia Inc	8	\$448,364.73	\$44,836.47	\$543,741.16	10.00%
United States Law Enforcement Trainers Assn Inc	Nationwide Fundraisers Inc	8	\$2,780.00	\$278.00	\$231.50	10.00%
Vietnam Veterans Memorial Fund Inc	Public Interest Communications Inc	8	\$6,135.00	\$597.61	\$8,670.00	9.74%
Orange County Fire Police Assn	Stage Door Music Productions Inc	3	\$51,632.65	\$5,000.00	---	9.68%
Friends of the National Parks at Gettysburg Inc	Aria Communications Corporation	8	\$57,586.16	\$5,547.55	\$72,168.84	9.63%
Shiloh International Ministries	Nationwide Fundraisers Inc	8	\$219,548.46	\$20,860.80	\$196,821.30	9.50%
Reserve Police Officers Assn	Nationwide Fundraisers Inc	8	\$186,655.00	\$17,585.50	\$128,391.00	9.42%
Syracuse University	Telecomp Inc	5	\$532,522.00	\$48,057.00	\$811,186.00	9.02%
Committee for Missing Children Inc	LAS LLC	8	\$2,271,442.00	\$204,349.00	---	9.00%
Junior Police Academy	All-Pro Telemarketing Associates Corp	8	\$755,851.00	\$67,972.50	\$670,000.00	8.99%
Veterans Assistance Foundation Inc	American Trade and Convention Publications Inc	8	\$576,026.21	\$50,000.00	---	8.68%
ADSA Inc	Nationwide Fundraisers Inc	8	\$1,134,174.98	\$92,384.26	\$736,842.00	8.15%
Amnesty International of the USA Inc	Telefund Inc	1	\$113,644.00	\$8,815.57	---	7.76%
National Association for the Terminally Ill	Non-Profit Telemedia Inc	8	\$60,406.50	\$4,663.25	\$36,246.50	7.72%

DATA OBTAINED FROM INTERIM AND CLOSING STATEMENTS FILED BY PROFESSIONAL FUND RAISERS

CHARITABLE ORGANIZATION	PROFESSIONAL FUND RAISER	GEO. AREA	GROSS RECEIPTS	NET TO CHARITY	UNCOLLECTED PLEDGES	% TO CHARITY
National Foundation for Cancer Research	Share Group Inc	8	\$15,527.00	\$1,173.50	---	7.56%
American Institute for Cancer Research	Infocision Management Corporation	8	\$149,372.00	\$10,932.00	---	7.32%
United Seniors Assn Inc	Infocision Management Corporation	8	\$11,978.00	\$826.50	---	6.90%
National Association of Police Athletic Leagues	American Trade and Convention Publications Inc	8	\$1,479,920.69	\$100,000.00	---	6.76%
Nature Conservancy	Angeles Communications LLC	8	\$386,558.00	\$22,888.00	\$112,732.00	5.92%
Messianic Jewish Alliance of America	Tele-Data Services Inc	8	\$366,390.83	\$19,025.40	\$289,707.42	5.19%
Citizens Against Government Waste	Facter Direct Ltd	8	\$49,331.00	\$2,501.36	\$67,923.00	5.07%
Long Island Educational TV Council Inc (WLIW)	Ruffalo Cody & Associates	2	\$98,395.00	\$4,923.54	---	5.00%
U S English Inc	Facter Direct Ltd	8	\$291,522.00	\$13,112.14	\$236,989.00	4.50%
New York AMVETS Inc	American Trade and Convention Publications Inc	2	\$358,344.76	\$16,000.00	---	4.47%
Anti-Defamation League of B'nai B'rith	Facter Direct Ltd	1	\$107,499.00	\$4,195.35	\$105,782.00	3.90%
Concerned Women for America	MDS Communications Corporation	8	\$1,879,463.00	\$62,093.00	\$1,510,563.00	3.30%
Common Cause	Facter Direct Ltd	8	\$176,697.00	\$5,708.70	\$123,331.00	3.23%
United Service Organizations Inc	Infocision Management Corporation	8	\$174,716.00	\$5,631.00	---	3.22%
American Cancer Society Inc	Reese Brothers Inc	8	\$2,194,091.00	\$65,823.00	\$2,826,689.00	3.00%
American Health Assistance Foundation	Public Interest Communications Inc	8	\$269,474.00	\$7,631.13	---	2.83%
Public Citizen Inc	Public Interest Communications Inc	8	\$89,299.50	\$2,459.75	---	2.75%
Cooper Union for the Advancement of Science & Art	Development Center Inc	1	\$6,024.00	\$147.00	\$2,805.00	2.44%
Humane Society of the United States Inc	Share Group Inc	8	\$1,083,871.00	\$16,543.00	---	1.53%
Nora Lam Chinese Ministries International	Regency Communications Inc	8	\$430,012.00	\$6,179.00	---	1.44%
Rails-to-Trails Conservancy	Public Interest Communications Inc	8	\$132,830.00	\$825.26	\$38,225.00	0.62%
National Easter Seal Society Inc	Infocision Management Corporation	8	\$569,579.29	\$3,477.46	---	0.61%
Amnesty International of the USA Inc	Harris O'Malley Marketing Inc	1	\$25,717.00	\$0.00	\$20,717.00	0.00%

DATA OBTAINED FROM INTERIM AND CLOSING STATEMENTS FILED BY PROFESSIONAL FUND RAISERS

CHARITABLE ORGANIZATION	PROFESSIONAL FUND RAISER	GEO. AREA	GROSS RECEIPTS	NET TO CHARITY	UNCOLLECTED PLEDGES	% TO CHARITY
Common Cause	Harris O'Malley Marketing Inc	8	\$24,249.00	\$0.00	\$18,050.00	0.00%
Common Cause	Telefund Inc	8	\$34,652.05	\$0.00	---	0.00%
Defenders of Wildlife Inc	Harris O'Malley Marketing Inc	8	\$15,222.00	\$0.00	---	0.00%
Earthjustice Legal Defense Fund	Telefund Inc	8	\$49,316.92	\$0.00	---	0.00%
Environmental Defense Inc	Harris O'Malley Marketing Inc	1	\$67,441.00	\$0.00	\$49,124.00	0.00%
Epilepsy Foundation	Infocision Management Corporation	8	\$7,975.00	\$0.00	---	0.00%
Farm Sanctuary Inc	Harris O'Malley Marketing Inc	6	\$19,854.00	\$0.00	\$18,972.00	0.00%
International Christian Media	Regency Communications Inc	8	\$61,847.90	\$0.00	\$51,317.10	0.00%
National Abortion & Reproductive Rights Action League	Gordon & Schwenkmeyer Inc	8	\$174,465.53	\$0.00	\$8,532.00	0.00%
Planetary Society	Harris O'Malley Marketing Inc	8	\$79,592.00	\$0.00	\$74,750.00	0.00%
American Society for the Prevention of Cruelty to Animals	Share Group Inc	1	\$182,106.00	(\$15,265.00)	---	-8.38%
Public Citizen Inc	Facter Direct Ltd	8	\$32,165.00	(\$3,116.02)	\$41,983.00	-9.69%
American Council of the Blind Inc	Integral Resources Inc	8	\$185,723.76	(\$27,589.31)	\$93,291.10	-14.86%
United States Fund for UNICEF	Harris O'Malley Marketing Inc	1	\$191,095.82	(\$30,620.13)	\$128,652.00	-16.02%
International Fund for Animal Welfare Inc	Facter Direct Ltd	8	\$22,874.00	(\$3,797.00)	---	-16.60%
Center for Food Safety	MSGI Direct Inc	8	\$43,337.00	(\$9,100.00)	\$19,653.00	-21.00%
New York Botanical Garden	ComNet Marketing Group Inc	1	\$8,565.00	(\$1,857.00)	\$10,830.00	-21.68%
George Eastman House	Telecomp Inc	6	\$14,298.46	(\$4,128.00)	\$5,214.00	-28.87%
Nazareth College	Telecomp Inc	6	\$12,566.00	(\$6,169.00)	\$5,735.00	-49.09%
Baruch College Fund	IDC Ltd	1	\$61,432.00	(\$35,535.00)	\$198,044.00	-57.84%
Zero Population Growth Inc	Aria Communications Corporation	8	\$11,224.41	(\$6,548.84)	\$15,830.59	-58.34%
New York Institute of Technology	DirectLine Technologies Inc	2	\$21,451.00	(\$12,549.00)	\$23,522.00	-58.50%
Animal Legal Defense Fund	Facter Direct Ltd	8	\$9,542.00	(\$6,584.14)	\$6,097.00	-69.00%

DATA OBTAINED FROM INTERIM AND CLOSING STATEMENTS FILED BY PROFESSIONAL FUND RAISERS

CHARITABLE ORGANIZATION	PROFESSIONAL FUND RAISER	GEO. AREA	GROSS RECEIPTS	NET TO CHARITY	UNCOLLECTED PLEDGES	% TO CHARITY
Planned Parenthood-New York City	Aria Communications Corporation	1	\$8,316.00	(\$6,256.33)	---	-75.23%
New York Institute of Technology	DirectLine Technologies Inc	2	\$23,932.00	(\$20,068.00)	\$21,039.00	-83.85%
Environmental Defense Inc	Facter Direct Ltd	1	\$21,631.92	(\$31,823.66)	---	-147.11%
Association of Graduates of the U S Military Academy	IDC Ltd	3	\$2,775.00	(\$28,765.00)	\$193,985.00	-1036.58%
TOTALS		---	\$188,393,566.55	\$59,340,407.57	\$44,792,335.70	31.50%

DATA OBTAINED FROM INTERIM AND CLOSING STATEMENTS FILED BY PROFESSIONAL FUND RAISERS

TABLE 3 SUPPLEMENT
Charitable Organizations -
Net Percentage Of Revenues
Retained By Charity
1999 Telemarketing Campaigns

CHARITABLE ORGANIZATION	PROFESSIONAL FUND RAISER	GEO. AREA	GROSS RECEIPTS	NET TO CHARITY	UNCOLLECTED PLEDGES	% TO CHARITY
WSLU-FM Community Advisory Board North Country Public Radio	ComNet Marketing Group Inc	5	\$8,313.00	\$5,877.02	\$1,260.00	70.70%
Vermont Public Radio	ComNet Marketing Group Inc	8	\$53,833.00	\$37,147.02	\$11,358.00	69.00%
WNYC Radio	Smith Company (The)	1	\$32,992.00	\$22,059.60	---	66.86%
Mountain Lake Public Telecommunications Council Inc	ComNet Marketing Group Inc	4	\$33,851.40	\$21,521.00	\$12,330.00	63.57%
Save the Children Federation Inc	Telefund Inc	8	\$474,285.00	\$253,439.99	\$525,101.00	53.44%
National Abortion & Reproductive Rights Action League	Share Group Inc	8	\$751,781.00	\$255,916.00	---	34.04%
Scarsdale Patrolmen's Benevolent Assn	Holmac Telecommunications Inc	3	\$143,626.00	\$44,587.79	---	31.04%
Reach Our Children Inc	Non-Profit Telemedia Inc	8	\$260,711.67	\$26,071.17	\$349,870.33	10.00%
National Coalition for the Protection of Children & Families	Regency Communications Inc	8	\$5,446.00	(\$97.85)	---	-1.80%
TOTALS		---	\$1,764,839.07	\$666,521.74	\$899,919.33	37.77%

DATA OBTAINED FROM INTERIM AND CLOSING STATEMENTS FILED BY PROFESSIONAL FUND RAISERS

TABLE 4
Professional Fund Raisers -
Net Percentage Of Revenues
Retained By Charity
2000 Telemarketing Campaigns

PROFESSIONAL FUND RAISER	CHARITABLE ORGANIZATION	GEO. AREA	GROSS RECEIPTS	NET TO CHARITY	UNCOLLECTED PLEDGES	% TO CHARITY
Heritage Company Inc (The)	V F W of the United States-Department of New York	4	\$13,275.00	\$15,500.00	---	116.76%
Public Interest Communications Inc	Christian Appalachian Project Inc	8	\$1,445,704.00	\$1,329,551.48	\$116,296.00	91.97%
Smith Company (The)	American Civil Liberties Union	1	\$915,981.98	\$806,903.18	---	88.09%
Lester Inc	Masters School	3	\$21,044.25	\$17,869.16	---	84.91%
Development Center Inc	Hunter College Foundation Inc	1	\$380,843.00	\$322,597.00	---	84.71%
NPO Direct Marketing Inc	Buffalo Philharmonic Orchestra Society Inc	7	\$766,940.00	\$640,675.00	\$97,659.00	83.54%
Lester Inc	Barnard College	1	\$288,760.00	\$236,714.55	\$66,409.00	81.98%
Infocision Management Corporation	Food for the Poor Inc	8	\$2,424,349.33	\$1,980,650.33	---	81.70%
Telecomp Inc	Monroe Community College Foundation Inc	6	\$198,934.24	\$157,678.24	\$13,969.00	79.26%
Smith Company (The)	National Partnership for Women & Families Inc	8	\$10,010.00	\$7,908.74	---	79.01%
Royalty Services Inc	Cyprus Temple of the A A O N M S of Albany New York	4	\$15,841.00	\$12,500.00	---	78.91%
IDC Ltd	New York and Presbyterian Hospital	1	\$797,036.00	\$623,694.00	\$1,138,987.00	78.25%
Lester Inc	Rye Country Day School	3	\$21,944.50	\$17,120.00	\$4,170.00	78.02%
Heritage Company Inc (The)	Empire State Association of the Deaf Inc	7	\$15,135.00	\$11,500.00	---	75.98%
Public Interest Communications Inc	United States Fund for UNICEF	1	\$667,965.71	\$503,373.45	---	75.36%
MDS Communications Corporation	Mercy Corps International	8	\$363,659.00	\$273,819.00	\$93,221.00	75.30%
MSGI Direct Inc	Carnegie Hall Society Inc	1	\$2,299,775.00	\$1,705,107.00	---	74.14%
Niagara Frontier Advertising Associates Inc	Kenmore Club Police Benevolent Assn Inc	7	\$19,906.08	\$14,500.00	---	72.84%
Optima Direct Inc	WNYC Radio	1	\$364,749.00	\$260,742.00	---	71.49%
Share Group Inc	National Trust for Historic Preservation in the U S	8	\$1,392,546.00	\$995,104.52	\$34,496.00	71.46%
MSGI Direct Inc	New York City Ballet Inc	1	\$738,526.00	\$521,686.00	\$32,873.00	70.64%
MSGI Direct Inc	Manhattan Theatre Club Inc	1	\$565,969.00	\$398,908.00	\$17,879.00	70.48%
Smith Company (The)	Pacifica Foundation WBAI-FM Division	8	\$149,330.00	\$105,159.18	---	70.42%

DATA OBTAINED FROM INTERIM AND CLOSING STATEMENTS FILED BY PROFESSIONAL FUND RAISERS

PROFESSIONAL FUND RAISER	CHARITABLE ORGANIZATION	GEO. AREA	GROSS RECEIPTS	NET TO CHARITY	UNCOLLECTED PLEDGES	% TO CHARITY
Market Access Inc	Lincoln Center for the Performing Arts Inc	1	\$526,935.00	\$367,526.00	\$1,745.00	69.75%
Phone Bank Systems Inc	Western New York Public Broadcasting Assn	7	\$201,763.03	\$140,065.27	\$42,562.96	69.42%
Outreach Center Inc (Direct Advantage Marketing)	National Parks Conservation Assn	8	\$186,820.00	\$128,976.30	---	69.04%
MDS Communications Corporation	Food for the Hungry Inc	8	\$330,826.00	\$228,059.00	\$98,113.00	68.94%
Lester Inc	Riverdale Country School	1	\$20,420.00	\$13,989.36	---	68.51%
Aria Communications Corporation	WNYC Radio	1	\$282,739.00	\$192,794.51	\$76,247.00	68.19%
Public Interest Communications Inc	National Wildlife Federation	8	\$383,224.00	\$259,270.86	---	67.66%
MDS Communications Corporation	Christian Research Institute Inc	8	\$706,234.00	\$476,975.00	---	67.54%
Public Interest Communications Inc	Mothers Against Drunk Driving	8	\$536,148.19	\$361,222.75	---	67.37%
Telecomp Inc	WXXI Public Broadcasting Council	6	\$143,815.25	\$96,396.25	\$19,144.25	67.03%
Lester Inc	Allendale Columbia School	6	\$7,140.00	\$4,776.51	---	66.90%
Public Interest Communications Inc	Comic Relief	8	\$679,288.00	\$444,190.50	\$237,340.00	65.39%
Telecomp Inc	Allendale Columbia School	6	\$95,424.86	\$61,684.00	\$42,123.00	64.64%
Share Group Inc	United States Fund for UNICEF	1	\$1,591,000.00	\$1,025,882.00	---	64.48%
MDS Communications Corporation	Holt International Children's Service Inc	8	\$22,189.00	\$14,264.00	\$5,216.00	64.28%
ComNet Marketing Group Inc	WSLU-FM Community Advisory Board North Country Public Radio	5	\$7,240.01	\$4,594.31	\$2,467.99	63.46%
Angeles Communications LLC	League of Women Voters of the United States	8	\$167,492.00	\$105,508.00	\$16,044.00	62.99%
Factor Direct Ltd	Planned Parenthood Federation of America Inc	1	\$1,698,296.00	\$1,065,382.90	\$600,210.00	62.73%
MDS Communications Corporation	Alliance Defense Fund	8	\$126,520.00	\$79,338.00	\$31,670.00	62.71%
Share Group Inc	Citymeals-on-Wheels	1	\$38,367.72	\$23,964.72	---	62.46%
MSGI Direct Inc	Philharmonic Symphony Society of New York Inc	1	\$1,051,455.00	\$652,922.00	\$79,307.00	62.10%
MDS Communications Corporation	New York State Right to Life Committee	4	\$327,619.00	\$202,752.00	\$105,641.00	61.89%

DATA OBTAINED FROM INTERIM AND CLOSING STATEMENTS FILED BY PROFESSIONAL FUND RAISERS

PROFESSIONAL FUND RAISER	CHARITABLE ORGANIZATION	GEO. AREA	GROSS RECEIPTS	NET TO CHARITY	UNCOLLECTED PLEDGES	% TO CHARITY
Share Group Inc	Sojourners	8	\$62,528.75	\$38,506.70	\$11,749.00	61.58%
NPO Direct Marketing Inc	Roundabout Theatre Company Inc	1	\$715,493.00	\$435,129.00	\$977,775.00	60.82%
Infocision Management Corporation	National Right to Life Committee Inc	8	\$1,742,540.87	\$1,056,335.58	---	60.62%
IDC Ltd	Association of Graduates of the U S Military Academy	3	\$101,058.00	\$60,485.52	\$778,042.00	59.85%
Share Group Inc	National Abortion & Reproductive Rights Action League	8	\$2,063,532.00	\$1,229,795.00	---	59.60%
Development Center Inc	Pratt Institute	1	\$82,598.00	\$49,099.00	\$26,277.00	59.44%
Share Group Inc	Parents, Families and Friends of Lesbians and Gays Inc	8	\$32,765.00	\$19,397.57	---	59.20%
Share Group Inc	National Parks Conservation Assn	8	\$354,236.00	\$209,388.00	---	59.11%
Niagara Frontier Advertising Associates Inc	Depew Police Benevolent Assn Inc	7	\$27,090.00	\$16,000.00	---	59.06%
Lester Inc	Empire State College Foundation	4	\$71,977.00	\$42,139.23	---	58.55%
ComNet Marketing Group Inc	Mountain Lake Public Telecommunications Council Inc (WCFE)	4	\$66,500.00	\$38,871.00	\$39,744.00	58.45%
Telefund Inc	National Environmental Policy and Law Center Inc	8	\$117,956.00	\$68,948.84	---	58.45%
MDS Communications Corporation	Life Issues Institute Inc	8	\$154,183.00	\$89,940.00	\$53,454.00	58.33%
Niagara Frontier Advertising Associates Inc	Cheektowaga Police Captains and Lieutenants Assn Inc	7	\$30,875.00	\$18,000.00	---	58.30%
Harris O'Malley Marketing Inc	Natural Resources Defense Council Inc	1	\$171,980.14	\$100,000.00	---	58.15%
Facter Direct Ltd	Amnesty International of the USA Inc	1	\$153,682.00	\$89,243.46	\$43,858.00	58.07%
Telefund Inc	Foundation for National Progress	8	\$155,344.00	\$89,329.19	\$41,756.00	57.50%
Share Group Inc	Environmental Defense Inc	1	\$317,985.00	\$182,800.00	---	57.49%
ComNet Marketing Group Inc	Vermont Public Radio	8	\$38,297.00	\$21,802.79	\$13,057.00	56.93%
Infocision Management Corporation	Arthritis Foundation	8	\$637,584.00	\$359,184.00	---	56.34%
Share Group Inc	Planned Parenthood Hudson Peconic Inc	2	\$40,755.45	\$22,844.15	---	56.05%
Optima Direct Inc	Educational Broadcasting Corporation	1	\$1,519,107.00	\$847,540.00	---	55.79%

DATA OBTAINED FROM INTERIM AND CLOSING STATEMENTS FILED BY PROFESSIONAL FUND RAISERS

PROFESSIONAL FUND RAISER	CHARITABLE ORGANIZATION	GEO. AREA	GROSS RECEIPTS	NET TO CHARITY	UNCOLLECTED PLEDGES	% TO CHARITY
Lester Inc	Consumers Union of United States Inc	3	\$572,131.00	\$315,859.00	\$178,531.00	55.21%
Tan Productions Inc	Amityville Fire Department	2	\$15,555.00	\$8,555.25	---	55.00%
Tan Productions Inc	Amityville Patrolmen's Benevolent Assn Inc	2	\$30,685.00	\$16,876.75	---	55.00%
Public Interest Communications Inc	Amnesty International of the USA Inc	1	\$1,298,905.00	\$706,167.20	\$91,934.00	54.37%
Facter Direct Ltd	United States Fund for UNICEF	1	\$478,019.00	\$258,397.37	\$96,817.00	54.06%
Ruffalo Cody & Associates	New York University	1	\$1,276,152.00	\$688,152.00	---	53.92%
Development Center Inc	Queens College Foundation Inc	1	\$244,015.00	\$130,828.00	---	53.61%
Outreach Center Inc (Direct Advantage Marketing)	National Abortion & Reproductive Rights Action League	8	\$108,396.00	\$58,043.25	---	53.55%
Share Group Inc	National Museum of Women in the Arts	8	\$52,939.00	\$28,131.00	---	53.14%
Capital District Callers Inc	Food Pantries for the Capital District Inc	4	\$266,229.00	\$141,101.37	---	53.00%
Angeles Communications LLC	Human Rights Campaign Inc	8	\$180,762.00	\$95,100.00	\$37,492.00	52.61%
Public Interest Communications Inc	American Rivers Inc	8	\$87,749.00	\$45,848.85	---	52.25%
Regency Communications Inc	Christian Blind Mission International	8	\$14,646.00	\$7,619.75	---	52.03%
MDS Communications Corporation	Long Island Coalition for Life Inc	2	\$27,988.00	\$14,542.00	\$9,467.00	51.96%
Telecomp Inc	Rochester Philharmonic Orchestra Inc	6	\$103,616.50	\$53,836.00	\$23,659.50	51.96%
MSGI Direct Inc	Whitney Museum of American Art	1	\$152,081.00	\$78,497.00	\$1,920.00	51.62%
Infocision Management Corporation	American Center for Law & Justice Inc	8	\$1,759,905.53	\$906,361.35	---	51.50%
Capital District Callers Inc	Marine Corps League-Troy Detachment Inc	4	\$21,795.00	\$11,115.45	---	51.00%
Capital District Callers Inc	Marine Corps League-Capt William Dale O'Brien Detachment	4	\$21,795.00	\$11,115.45	---	51.00%
Capital District Callers Inc	Marine Corps League-Electric City Detachment	4	\$21,795.00	\$11,115.45	---	51.00%
Share Group Inc	God's Love We Deliver Inc	1	\$65,258.00	\$33,244.37	---	50.94%
Share Group Inc	Museum of Fine Arts	8	\$168,474.00	\$85,822.00	---	50.94%

DATA OBTAINED FROM INTERIM AND CLOSING STATEMENTS FILED BY PROFESSIONAL FUND RAISERS

PROFESSIONAL FUND RAISER	CHARITABLE ORGANIZATION	GEO. AREA	GROSS RECEIPTS	NET TO CHARITY	UNCOLLECTED PLEDGES	% TO CHARITY
Facter Direct Ltd	Solomon R Guggenheim Museum	1	\$120,137.00	\$60,968.31	\$115,243.00	50.75%
Development Center Inc	Brooklyn College Foundation Inc	1	\$119,771.00	\$60,643.00	---	50.63%
Regency Communications Inc	American Leprosy Missions Inc	8	\$99,175.00	\$50,102.25	---	50.52%
Niagara Frontier Advertising Associates Inc	City of Tonawanda Frontier Police Club	7	\$17,832.50	\$9,000.00	---	50.47%
Niagara Frontier Advertising Associates Inc	Cayuga Club PBA of the Town of Lancaster Police Dept	7	\$25,780.00	\$13,000.00	---	50.43%
Development Center Inc	Adelphi University	2	\$51,316.00	\$25,833.00	---	50.34%
Capital District Callers Inc	Hunger Action Network of New York State	4	\$135,879.00	\$67,939.50	---	50.00%
Heritage Company Inc (The)	Mothers Against Drunk Driving	8	\$4,746,529.57	\$2,373,264.79	---	50.00%
Heritage Company Inc (The)	Mothers Against Drunk Driving	8	\$1,222,136.17	\$611,068.09	---	50.00%
Nordel Publishing Inc	Troy Police Benevolent and Protective Assn	4	\$50,351.00	\$25,176.00	---	50.00%
Northeastern Advertising (Morgan, William J)	Binghamton Police Benevolent Assn	5	\$81,375.00	\$40,687.50	---	50.00%
Northeastern Advertising (Morgan, William J)	Binghamton Police Supervisors Assn Inc	5	\$42,315.00	\$21,157.50	---	50.00%
Northeastern Advertising (Morgan, William J)	Employee's Union Tompkins County Sheriff Dept	5	\$70,837.50	\$35,418.75	---	50.00%
Northeastern Advertising (Morgan, William J)	Fraternal Order of Police Broome County Lodge #99	5	\$11,180.00	\$5,590.00	---	50.00%
Northeastern Advertising (Morgan, William J)	Onondaga County Deputy Sheriffs Police Assn Inc	5	\$89,532.50	\$44,766.25	---	50.00%
Northeastern Advertising (Morgan, William J)	Southern Tier Canine Assn Inc	5	\$38,112.50	\$19,056.25	---	50.00%
Tan Productions Inc	Freeport Police Benevolent Assn	2	\$15,730.00	\$7,865.00	---	50.00%
Share Group Inc	American Civil Liberties Union	1	\$315,223.00	\$155,626.00	---	49.37%
Share Group Inc	Common Cause	8	\$155,380.00	\$75,380.00	---	48.51%
Unique Promotions & Advertising	Maple City Police Club	6	\$26,474.00	\$12,750.00	---	48.16%
Gordon & Schwenkmeyer Inc	New York Cares Inc	1	\$232,522.25	\$111,341.65	\$27,482.00	47.88%
Facter Direct Ltd	National Abortion & Reproductive Rights Action League	8	\$980,443.00	\$468,289.44	\$533,842.00	47.76%
Share Group Inc	Interfaith Alliance Inc	8	\$197,179.00	\$93,937.00	---	47.64%

DATA OBTAINED FROM INTERIM AND CLOSING STATEMENTS FILED BY PROFESSIONAL FUND RAISERS

PROFESSIONAL FUND RAISER	CHARITABLE ORGANIZATION	GEO. AREA	GROSS RECEIPTS	NET TO CHARITY	UNCOLLECTED PLEDGES	% TO CHARITY
Aria Communications Corporation	Youth for Understanding Inc	8	\$44,489.00	\$21,121.01	\$7,851.00	47.47%
MSGI Direct Inc	Field Museum of Natural History	8	\$246,870.00	\$116,452.00	\$78,216.00	47.17%
BGS Telemarketing Inc	A O P A Air Safety Foundation Inc	8	\$1,016,466.00	\$477,880.00	\$405,896.00	47.01%
Adams, Hussey & Associates Inc	Educational Broadcasting Corporation	1	\$1,631,600.00	\$761,578.00	---	46.68%
MSGI Direct Inc	Long Island University	2	\$281,948.00	\$131,411.00	---	46.61%
Share Group Inc	American Farmland Trust	8	\$89,936.00	\$41,790.00	---	46.47%
Share Group Inc	Human Rights Campaign Inc	8	\$963,742.00	\$438,004.00	---	45.45%
Customer Elation Inc	New York Special Olympics Inc	4	\$982,678.00	\$445,910.00	\$395,590.00	45.38%
TD Marketing Inc	Cicero Police Benevolent Assn Inc	5	\$89,389.00	\$40,328.05	---	45.12%
Event Marketing (Narde, James E)	Elmira Police Benevolent Assn	6	\$66,680.00	\$30,006.00	\$500.00	45.00%
Event Marketing (Narde, James E)	Horseheads Police Benevolent Assn	6	\$40,000.00	\$18,000.00	\$500.00	45.00%
Infocision Management Corporation	National Wildlife Federation	8	\$669,292.00	\$301,182.00	---	45.00%
Nordel Publishing Inc	Bethlehem Police Benevolent Assn Inc	4	\$71,503.00	\$32,176.00	---	45.00%
Univision Marketing Group Inc	American Leprosy Missions Inc	8	\$19,159.00	\$8,618.21	\$10,104.00	44.98%
Factor Direct Ltd	Natural Resources Defense Council Inc	1	\$464,186.00	\$208,156.48	\$135,871.00	44.84%
Royalty Services Inc	Herkimer County Deputy Sheriff's Assn	5	\$16,779.00	\$7,500.00	---	44.70%
Public Interest Communications Inc	Public Citizen Inc	8	\$64,713.00	\$28,860.00	\$55,680.84	44.60%
Univision Marketing Group Inc	Buffalo State College Foundation Inc	7	\$23,484.00	\$10,435.04	\$18,004.00	44.43%
Telefund Inc	Save the Children Federation Inc	8	\$449,835.86	\$199,711.22	\$1,001,345.14	44.40%
ComNet Marketing Group Inc	Brooklyn Botanic Garden Corporation	1	\$11,810.00	\$5,226.00	\$5,325.00	44.25%
Integral Resources Inc	Children's Defense Fund Action Council	8	\$568,798.08	\$250,233.38	\$35,209.04	43.99%
ComNet Marketing Group Inc	WAER-FM (Syracuse University)	5	\$6,408.00	\$2,811.88	\$4,901.00	43.88%
Upstate Telemarketing Inc	Onondaga County Volunteer Firemen's Assn Inc	5	\$56,300.00	\$24,520.00	---	43.55%

DATA OBTAINED FROM INTERIM AND CLOSING STATEMENTS FILED BY PROFESSIONAL FUND RAISERS

PROFESSIONAL FUND RAISER	CHARITABLE ORGANIZATION	GEO. AREA	GROSS RECEIPTS	NET TO CHARITY	UNCOLLECTED PLEDGES	% TO CHARITY
Public Interest Communications Inc	Handgun Control Inc	8	\$865,174.69	\$376,005.54	\$153,223.30	43.46%
Facter Direct Ltd	Colonial Williamsburg Foundation	8	\$330,510.00	\$143,009.67	\$214,556.00	43.27%
Northeastern Advertising (Morgan, William J)	Watkins Glen Police Benevolent Assn Inc	6	\$31,583.00	\$13,580.69	---	43.00%
Heritage Company Inc (The)	National Children's Cancer Society Inc	8	\$1,685,006.89	\$722,060.50	---	42.85%
Heritage Company Inc (The)	Enlisted Association of the New York National Guard	4	\$38,293.00	\$16,239.06	---	42.41%
Public Interest Communications Inc	World Wildlife Fund Inc	8	\$941,750.10	\$399,349.67	\$164,413.80	42.41%
Telefund Inc	NOW Legal Defense and Education Fund	1	\$23,361.00	\$9,881.24	---	42.30%
Share Group Inc	American Foundation for AIDS Research (AMFAR)	1	\$214,772.00	\$90,785.00	---	42.27%
Event Marketing (Narde, James E)	Chemung County Deputy Sheriffs Assn	6	\$30,060.00	\$12,625.20	\$700.00	42.00%
Share Group Inc	League of Women Voters of the United States	8	\$116,145.00	\$48,437.00	---	41.70%
Angeles Communications LLC	WMHT Educational Telecommunications Inc	4	\$57,024.00	\$23,708.00	\$29,031.00	41.58%
Capital District Callers Inc	Northeast Mobile Search and Rescue Inc	4	\$59,909.00	\$24,596.00	---	41.06%
Facter Direct Ltd	Metropolitan Museum of Art	1	\$341,666.00	\$138,941.05	\$192,115.00	40.67%
D&D Telemarketing Inc	Suffolk County Police Memorial Fund Inc	2	\$110,872.00	\$44,950.00	---	40.54%
Share Group Inc	National Gay and Lesbian Task Force Foundation	8	\$222,410.00	\$89,435.00	---	40.21%
Suffolk Productions Inc	Long Beach Police Benevolent Assn	2	\$49,709.00	\$19,884.00	---	40.00%
Upstate Telemarketing Inc	Syracuse Police Benevolent Assn	5	\$157,971.00	\$63,188.00	---	40.00%
D&D Telemarketing Inc	Suffolk County Detective Investigators Police Benevolent Assn	2	\$152,030.00	\$60,619.00	---	39.87%
Aria Communications Corporation	Human Rights Campaign Inc	8	\$198,288.74	\$78,979.24	\$34,992.13	39.83%
Gordon & Schwenkmeyer Inc	National Coalition for Homeless Veterans	8	\$270,078.99	\$105,088.54	\$9,889.00	38.91%
Share Group Inc	Massachusetts Society for the Prevention of Cruelty to Animals	8	\$132,902.61	\$51,034.61	---	38.40%

DATA OBTAINED FROM INTERIM AND CLOSING STATEMENTS FILED BY PROFESSIONAL FUND RAISERS

PROFESSIONAL FUND RAISER	CHARITABLE ORGANIZATION	GEO. AREA	GROSS RECEIPTS	NET TO CHARITY	UNCOLLECTED PLEDGES	% TO CHARITY
D&D Telemarketing Inc	Suffolk County Deputy Sheriff's Benevolent Assn	2	\$152,452.00	\$58,463.00	---	38.35%
Event Marketing (Narde, James E)	Cayuga County Deputy Sheriff's Benevolent Assn	5	\$28,550.00	\$10,849.00	\$500.00	38.00%
Event Marketing (Narde, James E)	Oneonta Police Benevolent Assn	5	\$44,274.00	\$16,824.12	\$1,000.00	38.00%
Community Services Inc	Croton Police Assn	3	\$38,957.00	\$14,577.70	---	37.42%
Public Interest Communications Inc	National Audubon Society Inc	1	\$363,974.00	\$135,773.00	\$53,131.00	37.30%
Vee Concepts of New York Inc	Crystal City Police Benevolent Assn Inc	6	\$71,424.00	\$26,426.88	---	37.00%
Nordel Publishing Inc	Niskayuna Police Benevolent Assn	4	\$62,958.47	\$23,165.49	---	36.79%
Nordel Publishing Inc	Colonie Police Benevolent Assn Inc	4	\$107,988.00	\$39,557.51	---	36.63%
Gordon & Schwenkmeyer Inc	National Coalition for the Homeless Inc	8	\$73,838.20	\$27,000.00	\$320.00	36.57%
Roberts, Mary Jane	American Legion-Harold Provost Post #1686	5	\$6,953.00	\$2,533.55	---	36.44%
Royalty Services Inc	Tigris Temple A A O N M S	5	\$27,480.00	\$10,000.00	---	36.39%
Telefund Inc	People for the American Way	8	\$255,386.00	\$92,944.00	---	36.39%
Public Interest Communications Inc	Defenders of Wildlife Inc	8	\$735,719.91	\$265,991.05	\$196,534.09	36.15%
Upstate Telemarketing Inc	Vietnam Veterans of Central New York Foundation	5	\$55,180.00	\$19,813.00	---	35.91%
Mac Communications (MacDonald, John T)	Metropolitan Police Conference of New York State Inc	2	\$197,501.00	\$69,876.38	---	35.38%
Campaign Headquarters Inc	Buffalo Police Benevolent Assn Inc	7	\$240,746.00	\$85,000.00	\$4,815.00	35.31%
Facter Direct Ltd	National Trust for Historic Preservation in the U S	8	\$196,390.00	\$69,302.34	\$71,218.00	35.29%
Municipal Marketing (Blaine, Kim E)	John E Creedon Police Benevolent Assn	5	\$155,845.00	\$54,991.00	---	35.29%
Colonial Program Corporation	Cattaraugus County Sheriff's Employees Benevolent Assn	7	\$45,401.03	\$16,000.00	\$1,500.00	35.24%
Public Interest Communications Inc	Public Citizen Foundation Inc	8	\$14,407.00	\$5,047.00	\$12,460.16	35.03%
Badge Publications	Fulton Police Benevolent Assn	5	\$44,205.00	\$15,471.75	---	35.00%
Campaign Headquarters Inc	Niagara Falls New York Police Athletic League	7	\$128,014.00	\$44,805.00	\$2,560.00	35.00%

DATA OBTAINED FROM INTERIM AND CLOSING STATEMENTS FILED BY PROFESSIONAL FUND RAISERS

PROFESSIONAL FUND RAISER	CHARITABLE ORGANIZATION	GEO. AREA	GROSS RECEIPTS	NET TO CHARITY	UNCOLLECTED PLEDGES	% TO CHARITY
D & R Communications (Sadofsky, David)	Uniformed Fire Fighters Assn of the City of Mt Vernon NY Inc	3	\$77,212.50	\$27,024.38	---	35.00%
Event Marketing (Narde, James E)	Chenango County Deputy Sheriff's Assn	5	\$43,152.50	\$15,103.37	\$500.00	35.00%
Event Marketing (Narde, James E)	Elmira Heights Police Benevolent Assn Inc	6	\$24,490.00	\$8,571.50	\$500.00	35.00%
Event Marketing (Narde, James E)	Norwich Fire Fighters Assn	5	\$26,855.00	\$9,399.25	\$1,000.00	35.00%
National Benefit Company	Rockland County Patrolmen's Benevolent Assn Inc	3	\$175,746.45	\$61,511.25	---	35.00%
Northeastern Advertising (Morgan, William J)	N Y S Park Police P B A Inc	2	\$48,590.00	\$17,006.50	---	35.00%
Northeastern Advertising (Morgan, William J)	Rockland County Society for the Prevention of Cruelty to Children	3	\$11,055.00	\$3,869.25	---	35.00%
Suffolk Productions Inc	Suffolk County Police Athletic League Inc	2	\$158,089.00	\$55,331.00	---	35.00%
Suffolk Productions Inc	Suffolk County Detectives Assn Inc	2	\$173,396.00	\$60,689.00	---	35.00%
Twin Tier Marketing (Paulo, Emen Albert)	Elmira Auxiliary and Emergency Assistance Force Inc	6	\$8,045.00	\$2,815.75	---	35.00%
Upstate Telemarketing Inc	Liverpool Police Benevolent Assn	5	\$42,282.00	\$14,798.00	---	35.00%
Vee Concepts of New York Inc	Aeneas McDonald Police Benevolent Assn	6	\$87,540.00	\$30,639.00	---	35.00%
Weiss, Howard	Westchester Legionnaire Inc	3	\$51,800.00	\$18,130.00	---	35.00%
Mako Enterprises (Grimm, Robert)	Monticello Policemen's Benevolent Assn Inc	3	\$28,732.00	\$10,000.00	---	34.80%
Bee LC	Heart Support of America Inc	8	\$14,192.00	\$4,897.47	\$66,773.00	34.51%
Integral Resources Inc	Planned Parenthood Action Fund Inc	1	\$418,469.51	\$142,085.83	\$232,351.24	33.95%
Public Interest Communications Inc	Deafness Research Foundation	1	\$25,050.00	\$8,502.31	\$2,221.00	33.94%
MDS Communications Corporation	Mothers Against Drunk Driving	8	\$439,497.00	\$148,826.00	\$246,190.00	33.86%
Lester Inc	College Foundation at Delhi Inc	3	\$33,848.00	\$11,451.90	\$23,873.00	33.83%
Facter Direct Ltd	Planned Parenthood Action Fund Inc	1	\$1,221,802.00	\$413,079.70	\$942,461.00	33.81%
Niagara Frontier Advertising Associates Inc	Batavia Police Benevolent Assn	7	\$23,875.00	\$8,000.00	---	33.51%

DATA OBTAINED FROM INTERIM AND CLOSING STATEMENTS FILED BY PROFESSIONAL FUND RAISERS

PROFESSIONAL FUND RAISER	CHARITABLE ORGANIZATION	GEO. AREA	GROSS RECEIPTS	NET TO CHARITY	UNCOLLECTED PLEDGES	% TO CHARITY
Share Group Inc	Oxfam America Inc	8	\$140,451.00	\$47,000.00	---	33.46%
Factor Direct Ltd	Anti-Defamation League of B'nai B'rith	1	\$629,834.00	\$210,243.06	\$388,889.00	33.38%
Royalty Services Inc	Hudson Falls Police Benevolent Assn	4	\$22,607.00	\$7,500.00	---	33.18%
S&M Enterprises Inc	Mt Kisco Police Benevolent Assn	3	\$86,275.00	\$28,470.50	---	33.00%
Twin Tier Marketing (Paulo, Ermen Albert)	Vietnam Veterans of America-Chapter #803	6	\$21,385.00	\$7,057.05	---	33.00%
Vee Concepts of New York Inc	Chemung County Corrections Officers Local #3978	6	\$62,917.00	\$20,762.61	---	33.00%
Vee Concepts of New York Inc	Waverly Police Benevolent Assn	5	\$38,100.00	\$12,573.00	---	33.00%
Holmac Telecommunications Inc	Yonkers Police Captain's, Lieutenant's & Sergeant's Benevolent Assn	3	\$169,340.00	\$55,801.70	---	32.95%
Gotham Productions Inc	Police Association of the City of Yonkers Inc	3	\$326,625.00	\$107,059.00	---	32.78%
Spotlight Music Productions Inc	Ossining Police Athletic League	3	\$37,202.00	\$12,160.00	---	32.69%
Share Group Inc	Center for Marine Conservation Inc	8	\$92,151.00	\$29,999.00	---	32.55%
Share Group Inc	Marine Mammal Center	8	\$34,463.00	\$11,209.00	---	32.52%
Factor Direct Ltd	Heritage Foundation Inc (DC)	8	\$804,040.00	\$260,876.68	\$384,757.00	32.45%
Gotham Productions Inc	Police Athletic League of Yonkers Foundation Inc	3	\$212,158.50	\$68,647.54	---	32.36%
Telefund Inc	New York State N A R A L Inc	1	\$44,277.00	\$14,244.36	---	32.17%
Upstate Telemarketing Inc	Central New York Firemen's Assn Inc	5	\$69,234.00	\$22,270.00	---	32.17%
Campaign Headquarters Inc	Badge and Shield Club Inc	7	\$99,707.00	\$31,906.00	---	32.00%
Holmac Telecommunications Inc	Police Conference of New York Inc	4	\$354,119.00	\$113,318.00	---	32.00%
Monroe Civic Assistance (Boyd, Rodney)	Kiwanis Club-Southwest Rochester	6	\$32,447.00	\$10,383.04	\$2,000.00	32.00%
Monroe Civic Assistance (Boyd, Rodney)	Senior Citizens Action Council of Monroe County	6	\$13,246.00	\$4,238.72	---	32.00%
Suffolk Productions Inc	Police Athletic Team of Suffolk County Inc	2	\$118,448.00	\$37,904.00	---	32.00%
Campaign Headquarters Inc	Lancaster Village Police Club	7	\$28,136.00	\$9,000.00	---	31.99%

DATA OBTAINED FROM INTERIM AND CLOSING STATEMENTS FILED BY PROFESSIONAL FUND RAISERS

PROFESSIONAL FUND RAISER	CHARITABLE ORGANIZATION	GEO. AREA	GROSS RECEIPTS	NET TO CHARITY	UNCOLLECTED PLEDGES	% TO CHARITY
Public Interest Communications Inc	Nature Conservancy	8	\$100,983.00	\$32,149.93	\$61,351.00	31.84%
Share Group Inc	Rainforest Action Network	8	\$63,301.41	\$19,889.70	---	31.42%
MSGI Direct Inc	Sierra Club	8	\$1,129,135.00	\$353,652.60	\$1,636,946.00	31.32%
Holmac Telecommunications Inc	Scarsdale Patrolmen's Benevolent Assn	3	\$194,904.00	\$60,971.15	---	31.28%
Royalty Services Inc	Warren County Deputy Sheriff's Benevolent Assn Inc	4	\$95,908.00	\$30,000.00	---	31.28%
Aria Communications Corporation	National Center for Lesbian Rights	8	\$14,160.00	\$4,420.75	\$6,235.00	31.22%
Share Group Inc	National Wildlife Federation	8	\$515,515.00	\$160,933.65	---	31.22%
Vee Concepts of New York Inc	Schuyler County Deputy Sheriffs Assn Inc	6	\$80,743.00	\$25,030.33	---	31.00%
Vee Concepts of New York Inc	Seneca County Deputy Sheriffs Police Benevolent Assn	6	\$46,665.00	\$14,466.15	\$5,000.00	31.00%
Infocision Management Corporation	Christian Coalition of America Inc	8	\$3,144,423.07	\$970,500.00	---	30.86%
Niagara Frontier Advertising Associates Inc	Monroe County Association of Police Chiefs Inc	6	\$39,350.00	\$12,000.00	---	30.50%
Trooper Publications of New York Inc	N Y S T Benefit Fund Inc	4	\$956,518.00	\$291,740.00	---	30.50%
National Benefit Company	Correction Officers Benevolent Assn of Rockland County	3	\$107,285.00	\$32,402.85	---	30.20%
Bristol Marketing Associates Inc	Multiple Sclerosis Foundation Inc	8	\$42,215.00	\$12,664.50	\$43,913.00	30.00%
Community Services Inc	Putnam County Volunteer Firemens Assn	3	\$60,490.00	\$18,147.00	---	30.00%
Community Services Inc	Town of Carmel Police Benevolent Assn Inc	3	\$19,313.00	\$5,793.90	---	30.00%
Event Marketing (Narde, James E)	Allegany County Deputy Sheriffs' Assn	7	\$62,396.00	\$18,718.80	\$1,750.00	30.00%
Event Marketing (Narde, James E)	Norwich Police Benevolent Assn	5	\$46,100.50	\$13,830.15	\$500.00	30.00%
Gotham Productions Inc	Rensselaer County Deputy Sheriffs Police Benevolent Assn	4	\$106,693.50	\$32,008.05	---	30.00%
Island Marketing Concepts Inc	Lynbrook Police Benevolent Assn	2	\$55,570.00	\$16,671.00	---	30.00%
JNK Enterprises Inc	Eastchester Police Benevolent Assn	3	\$61,270.00	\$18,381.00	---	30.00%
Mako Enterprises (Grimm, Robert)	Sullivan County Patrolmans Benevolent Assn	3	\$28,167.00	\$8,450.00	---	30.00%

DATA OBTAINED FROM INTERIM AND CLOSING STATEMENTS FILED BY PROFESSIONAL FUND RAISERS

PROFESSIONAL FUND RAISER	CHARITABLE ORGANIZATION	GEO. AREA	GROSS RECEIPTS	NET TO CHARITY	UNCOLLECTED PLEDGES	% TO CHARITY
Municipal Marketing (Blaine, Kim E)	Cortland County Deputy Sheriff's Benevolent Assn	5	\$59,967.00	\$17,989.60	---	30.00%
Municipal Marketing (Blaine, Kim E)	North Syracuse Police Benevolent Assn	5	\$57,532.00	\$17,259.60	---	30.00%
Nordel Publishing Inc	Albany County Deputy Sheriffs Police Benevolent Assn	4	\$36,434.00	\$10,930.00	---	30.00%
Nordel Publishing Inc	Glenville Police Benevolent Assn	4	\$47,896.00	\$14,369.00	---	30.00%
Roberts, Mary Jane	N A A C P-Oneida County	5	\$4,001.00	\$1,200.30	---	30.00%
Royalty Services Inc	Cornerstone Soup Kitchen & Food Pantry Inc	4	\$97,504.00	\$29,251.20	---	30.00%
Royalty Services Inc	Cyprus Temple of the A A O N M S of Albany New York	4	\$158,339.00	\$47,500.00	---	30.00%
Royalty Services Inc	South Glens Falls Police Benevolent Assn	4	\$25,473.00	\$7,641.90	---	30.00%
Royalty Services Inc	Supplemental Food Providers Inc	4	\$23,657.00	\$7,097.10	---	30.00%
Royalty Services Inc	Ziyara Temple A A O N M S	5	\$83,726.00	\$25,117.80	---	30.00%
S&M Enterprises Inc	Greenburgh Uniformed Firefighters Assn Inc	3	\$67,765.00	\$20,329.50	---	30.00%
S&M Enterprises Inc	Mt Pleasant Police Benevolent Assn	3	\$49,240.00	\$14,772.00	---	30.00%
S&M Enterprises Inc	Pleasantville New York Police Benevolent Assn Inc	3	\$47,350.00	\$14,205.00	---	30.00%
S&M Enterprises Inc	Uniformed Fire Fighters Assn of the City of New Rochelle	3	\$65,520.00	\$19,656.00	---	30.00%
Suffolk Productions Inc	New York State Association of Chiefs of Police	4	\$707,907.00	\$212,373.00	---	30.00%
Tan Productions Inc	New York State Court Clerks Assn	1	\$89,815.00	\$26,944.50	---	30.00%
Tan Productions Inc	Suffolk County Court Officers Assn	2	\$50,520.00	\$15,156.00	---	30.00%
Tan Productions Inc	Suffolk County Police Conference Inc	2	\$142,055.00	\$42,616.50	---	30.00%
TCB Enterprises Inc	Suffolk County Police Conference Inc	2	\$16,091.50	\$4,827.45	\$27,826.00	30.00%
TD Marketing Inc	Olympic Soccer Club	5	\$11,060.00	\$3,318.00	---	30.00%
Telesystems Marketing Inc	Children's Hospital Medical Center Foundation	8	\$2,954.00	\$886.20	---	30.00%
Terry Dee Productions Inc	New York Police and Peace Officers Assn Inc	3	\$154,882.00	\$46,465.00	---	30.00%
Vee Concepts of New York Inc	Painted Post Police Benevolent Assn	6	\$48,237.00	\$14,471.10	---	30.00%

DATA OBTAINED FROM INTERIM AND CLOSING STATEMENTS FILED BY PROFESSIONAL FUND RAISERS

PROFESSIONAL FUND RAISER	CHARITABLE ORGANIZATION	GEO. AREA	GROSS RECEIPTS	NET TO CHARITY	UNCOLLECTED PLEDGES	% TO CHARITY
Mac Communications (MacDonald, John T)	New York Police and Peace Officers Assn Inc	3	\$161,168.00	\$48,337.12	---	29.99%
Facter Direct Ltd	March of Dimes Birth Defects Foundation	3	\$26,269.00	\$7,874.38	\$30,261.00	29.98%
Island Marketing Concepts Inc	Village of Hempstead Police Activity League	2	\$93,512.00	\$28,013.60	---	29.96%
Angeles Communications LLC	Sierra Club	8	\$236,654.00	\$70,584.00	\$182,257.00	29.83%
Gotham Productions Inc	Spring Valley Policemen's Benevolent Assn	3	\$26,953.00	\$8,033.20	---	29.80%
Niagara Frontier Advertising Associates Inc	Cheektowaga Police Club Inc	7	\$46,865.00	\$13,850.00	---	29.55%
Colonial Program Corporation	Chautauqua County Sheriffs Employees Assn Inc	7	\$67,710.00	\$20,000.00	\$1,900.00	29.54%
Gotham Productions Inc	Schenectady County Sheriffs Benevolent Assn	4	\$165,007.00	\$48,287.60	---	29.26%
Smith Company (The)	Save the Children Federation Inc	1	\$41,054.00	\$11,996.00	\$80,494.00	29.22%
Civic Development Group LLC	Metropolitan Police Conference of New York State Inc	2	\$513,677.00	\$150,000.00	---	29.20%
Harris O'Malley Marketing Inc	People for the Ethical Treatment of Animals	8	\$189,329.00	\$54,172.00	\$90,220.00	28.61%
Facter Direct Ltd	Sierra Club	8	\$96,644.00	\$27,374.60	---	28.33%
TCI America Inc	Canton Police Assn	5	\$23,392.00	\$6,621.00	---	28.30%
Harris O'Malley Marketing Inc	Doctors Without Borders USA Inc	1	\$121,340.34	\$34,057.69	\$18,369.66	28.07%
Tagger Communications Inc	OCSDP Benevolent Assn Inc	5	\$140,995.00	\$39,540.65	---	28.04%
Vee Concepts of New York Inc	Auburn Police Local #195	5	\$83,468.00	\$23,371.04	---	28.00%
Share Group Inc	Wilderness Society	8	\$541,065.00	\$151,098.00	---	27.93%
Spotlight Music Productions Inc	Columbia County Deputy Sheriff's Benevolent Assn Inc	4	\$50,658.00	\$14,000.00	---	27.64%
Royalty Services Inc	Oriental Temple A A O N M S	4	\$186,784.00	\$51,614.45	---	27.63%
S&M Enterprises Inc	Mt Vernon Police Assn	3	\$78,380.00	\$21,554.50	\$20.00	27.50%
Island Marketing Concepts Inc	Nassau Police Conference Inc	2	\$471,135.50	\$129,220.00	---	27.43%
Facter Direct Ltd	B'nai B'rith Foundation of the United States	8	\$29,130.00	\$7,958.89	\$21,350.00	27.32%
Gotham Productions Inc	City of White Plains Police Benevolent Assn	3	\$44,846.00	\$12,107.07	---	27.00%

DATA OBTAINED FROM INTERIM AND CLOSING STATEMENTS FILED BY PROFESSIONAL FUND RAISERS

PROFESSIONAL FUND RAISER	CHARITABLE ORGANIZATION	GEO. AREA	GROSS RECEIPTS	NET TO CHARITY	UNCOLLECTED PLEDGES	% TO CHARITY
Gotham Productions Inc	Town of Saugerties Police Benevolent Assn	3	\$19,410.00	\$5,240.70	---	27.00%
Gotham Productions Inc	Town of Saugerties Police Benevolent Assn	3	\$27,589.00	\$7,449.00	---	27.00%
Gotham Productions Inc	Ulster County Shields	3	\$31,705.50	\$8,560.48	---	27.00%
Gotham Productions Inc	Village of Saugerties Police Benevolent Assn	3	\$38,278.00	\$10,335.00	---	27.00%
Vee Concepts of New York Inc	Seneca Falls Police Benevolent Assn	6	\$47,140.00	\$12,727.80	---	27.00%
NPO Direct Marketing Inc	Roundabout Theatre Company Inc	1	\$35,055.00	\$9,408.13	\$3,145.00	26.84%
Royalty Services Inc	Washington County Deputy Sheriffs Assn	4	\$37,494.00	\$10,000.00	---	26.67%
ComNet Marketing Group Inc	Public Broadcasting Council Of Central NY Inc (WCNY)	5	\$70,812.00	\$18,726.00	\$67,186.00	26.44%
Infocision Management Corporation	World Wildlife Fund Inc	8	\$628,325.57	\$166,157.01	---	26.44%
Tagger Communications Inc	Herkimer County Volunteer Fire Police Assn Inc	5	\$37,114.57	\$9,781.87	---	26.36%
Starlet Music Productions (Corbett, Herbert)	Village of Ossining Police Benevolent Assn	3	\$85,546.00	\$22,500.00	\$2,000.00	26.30%
Gotham Productions Inc	Johnstown Police Benevolent Assn	4	\$46,016.83	\$12,098.00	---	26.29%
Stage Door Music Productions Inc	Sullivan County Deputy Sheriff's Assn	3	\$76,882.00	\$20,000.00	---	26.01%
Stage Door Music Productions Inc	Rensselaer County Law Enforcement Assn	4	\$38,657.00	\$10,000.00	---	25.87%
Public Interest Communications Inc	American Civil Liberties Union	1	\$154,978.83	\$40,070.19	\$81,189.17	25.86%
Tele-Data Services Inc	International Christian Media	8	\$121,166.48	\$31,122.17	\$109,752.92	25.69%
Univision Marketing Group Inc	American Humane Assn	8	\$22,286.00	\$5,713.81	\$15,152.00	25.64%
Spotlight Music Productions Inc	Albion Emergency Squad Inc	7	\$35,576.00	\$9,000.00	---	25.30%
Spotlight Music Productions Inc	Town of Walkill Volunteer Ambulance Corps Inc	3	\$35,624.00	\$9,000.00	---	25.26%
InService America Inc	United Service Organizations Inc	8	\$269,766.00	\$67,759.06	\$105,052.00	25.12%
Outreach Center Inc (Direct Advantage Marketing)	Society of Automotive Engineers Inc	8	\$126,499.00	\$31,735.00	---	25.09%
Stage Door Music Productions Inc	Saratoga County Deputy Sheriffs Benevolent Assn	4	\$211,577.50	\$53,010.15	---	25.05%
Spotlight Music Productions Inc	Sullivan County Dive Assn	3	\$11,253.00	\$2,818.25	---	25.04%

DATA OBTAINED FROM INTERIM AND CLOSING STATEMENTS FILED BY PROFESSIONAL FUND RAISERS

PROFESSIONAL FUND RAISER	CHARITABLE ORGANIZATION	GEO. AREA	GROSS RECEIPTS	NET TO CHARITY	UNCOLLECTED PLEDGES	% TO CHARITY
All Star Productions (Messmore, Barbara)	Coalition Against Breast Cancer Inc	2	\$56,005.00	\$14,001.25	\$30,480.00	25.00%
All Star Productions (Messmore, Barbara)	Defeat Diabetes Foundation Inc	8	\$45,517.00	\$11,379.25	\$26,639.00	25.00%
Campaign Headquarters Inc	Buffalo Police Benevolent Assn Inc	7	\$105,363.00	\$26,341.00	\$3,161.00	25.00%
Gelmar Ltd	American Foundation for Disabled Children Inc	1	\$4,440.00	\$1,110.00	---	25.00%
Gelmar Ltd	Cancer Care Inc & the National Cancer Care Foundation	1	\$112,679.00	\$28,170.00	---	25.00%
Gelmar Ltd	Long Island Federation for the Elimination of Cancer Inc	2	\$490.00	\$122.50	---	25.00%
Gotham Productions Inc	Amsterdam Police Superior Officers Assn	4	\$35,343.50	\$8,835.88	---	25.00%
Gotham Productions Inc	Kingston Police Benevolent Assn	3	\$66,513.00	\$16,628.25	---	25.00%
Gotham Productions Inc	Northeastern Police Conference Inc	4	\$11,405.00	\$2,851.00	---	25.00%
Gotham Productions Inc	Oneida Police Benevolent Assn	5	\$53,912.00	\$13,478.00	---	25.00%
Gotham Productions Inc	Rensselaer Police Assn	4	\$59,456.00	\$14,864.00	---	25.00%
Gotham Productions Inc	Schenectady Police Benevolent Assn	4	\$224,191.50	\$56,047.88	---	25.00%
Marketing Squad Inc	Kiwanis Club-Rochester NY Inc	6	\$124,445.00	\$31,111.00	---	25.00%
Marketing Squad Inc	Monroe County Volunteer Firemen's Assn Inc	6	\$91,770.00	\$22,943.00	---	25.00%
Municipal Marketing (Blaine, Kim E)	Oneida County Volunteer Fire Police Assn	5	\$54,770.50	\$13,692.63	---	25.00%
National Benefit Company	Chautauqua County Volunteer Firemen's Fraternity Inc	7	\$37,505.00	\$9,376.25	---	25.00%
National Benefit Company	Fraternal Order of Police Oswego County-NYS Lodge #1	5	\$82,825.00	\$20,706.25	---	25.00%
National Promotional Services Inc	Knights of Columbus-Msgr Delaney Council #5983	2	\$75,235.00	\$18,808.75	---	25.00%
Royalty Services Inc	C S Hawley Chemical Co (Halfmoon Volunteer Fire Co)	4	\$68,394.00	\$17,098.50	---	25.00%
Royalty Services Inc	Clinton Lodge 155 F & AM	4	\$7,499.00	\$1,874.75	---	25.00%
Royalty Services Inc	Kiwanis Club-Saratoga Springs	4	\$22,691.00	\$5,672.75	---	25.00%
Royalty Services Inc	Korean War Veterans Association-Adirondack Chapter	4	\$25,158.00	\$6,289.50	---	25.00%
Royalty Services Inc	V F W of the United States-Adirondack Post #2475	4	\$19,862.00	\$4,965.50	---	25.00%

DATA OBTAINED FROM INTERIM AND CLOSING STATEMENTS FILED BY PROFESSIONAL FUND RAISERS

PROFESSIONAL FUND RAISER	CHARITABLE ORGANIZATION	GEO. AREA	GROSS RECEIPTS	NET TO CHARITY	UNCOLLECTED PLEDGES	% TO CHARITY
Royalty Services Inc	V F W of the United States-Adirondack Post #2475	4	\$31,727.00	\$7,931.75	---	25.00%
Spotlight Music Productions Inc	Town Line Volunteer Fire Department Inc	7	\$54,600.00	\$13,652.00	---	25.00%
Spotlight Music Productions Inc	Westchester County Correction Officers Benevolent Assn	3	\$36,767.00	\$9,192.00	---	25.00%
Stage Door Music Productions Inc	Broome County Sheriff's Dept Employees Local #2012 AFSCME AFL-CIO	5	\$101,783.00	\$25,445.75	---	25.00%
Stage Door Music Productions Inc	Columbia County Correction Officer's Local #3828	4	\$74,073.00	\$18,518.25	---	25.00%
Stage Door Music Productions Inc	Greece Police Gumshoe Benevolent Assn Inc	6	\$74,349.00	\$18,587.25	---	25.00%
Stage Door Music Productions Inc	Operation Lookout National Center for Missing Youth	8	\$11,062.50	\$2,765.37	---	25.00%
Stage Door Music Productions Inc	Police Captain's and Lieutenant's Assn of Erie County	7	\$102,752.00	\$25,688.00	---	25.00%
Suffolk Productions Inc	Disabled Children's Relief Fund Inc	2	\$20,411.00	\$5,103.00	---	25.00%
Suffolk Productions Inc	Kidwish USA Inc	2	\$129,082.00	\$32,271.00	---	25.00%
Suffolk Productions Inc	N Y S Park Police P B A Inc	2	\$141,627.00	\$35,407.00	---	25.00%
Suffolk Productions Inc	Vietnam Veterans of America-Chapter #82 Hicksville NY	2	\$17,551.00	\$4,388.00	---	25.00%
Twin Tier Marketing (Paulo, Emen Albert)	Vietnam Veterans of America-Chapter #480	5	\$22,305.00	\$5,576.25	---	25.00%
Spotlight Music Productions Inc	South Lockport Fire Company Inc	7	\$51,082.00	\$12,765.00	---	24.99%
Facter Direct Ltd	National Trust for Historic Preservation in the U S	8	\$18,195.00	\$4,499.64	\$8,616.00	24.73%
Facter Direct Ltd	Amnesty International of the USA Inc	1	\$379,188.00	\$93,490.94	\$276,787.00	24.66%
Share Group Inc	Farm Aid Inc	8	\$27,687.00	\$6,771.00	---	24.46%
Heritage Company Inc (The)	Children's Wish Foundation International Inc	8	\$3,496,991.18	\$842,988.58	---	24.11%
Island Marketing Concepts Inc	Hempstead Police Benevolent Assn Inc	2	\$257,992.30	\$62,098.01	---	24.07%
Stage Door Music Productions Inc	Madison County Deputy Sheriffs Assn	5	\$62,438.00	\$15,000.00	---	24.02%
National Promotional Services Inc	Long Island State Park Police Benevolent Assn	2	\$315,557.00	\$75,723.25	---	24.00%
Integral Resources Inc	American Council of the Blind Inc	8	\$427,530.09	\$102,000.00	\$204,704.94	23.86%

DATA OBTAINED FROM INTERIM AND CLOSING STATEMENTS FILED BY PROFESSIONAL FUND RAISERS

PROFESSIONAL FUND RAISER	CHARITABLE ORGANIZATION	GEO. AREA	GROSS RECEIPTS	NET TO CHARITY	UNCOLLECTED PLEDGES	% TO CHARITY
Facter Direct Ltd	Greenpeace Inc	8	\$85,561.00	\$20,169.57	\$34,421.00	23.57%
Civic Development Group LLC	Narcotic Enforcement Officers Assn Inc	4	\$454,678.00	\$106,000.00	\$339,160.00	23.31%
National Promotional Services Inc	Manor Park Seniors Ltd	2	\$194,136.89	\$44,766.22	---	23.06%
Gotham Productions Inc	Philip S McDonald Police Benevolent Assn	5	\$86,795.76	\$20,000.00	---	23.04%
Stage Door Music Productions Inc	Volunteer Firemens Convention Committee of Oneida County	5	\$54,556.63	\$12,500.00	---	22.91%
Integral Resources Inc	Planned Parenthood Federation of America Inc	1	\$21,616.90	\$4,916.10	\$1,164.40	22.74%
Stage Door Music Productions Inc	Ulster County Sheriff's Employees Assn	3	\$52,969.95	\$12,000.00	---	22.65%
Stage Door Music Productions Inc	Middletown Police Benevolent Assn	3	\$73,877.50	\$16,500.00	---	22.33%
Stage Door Music Productions Inc	North Tonawanda Professional Firefighters Benevolent Assn	7	\$38,187.00	\$8,500.00	---	22.26%
Community Tele Services	New York State Union of Police Assn Inc	3	\$536,803.42	\$118,300.00	---	22.04%
Americom Group Inc	Multiple Sclerosis Association of America	8	\$496,771.00	\$109,297.00	---	22.00%
Campaign Headquarters Inc	Niagara Falls New York Police Athletic League	7	\$304,929.00	\$67,084.00	\$6,099.00	22.00%
Mure Associates Inc	Vietnam Veterans of America-Chapter #11 Suffolk NY Inc	2	\$80,210.00	\$17,646.00	---	22.00%
Stage Door Music Productions Inc	Albany County Sheriff's Union #775 AFSCME	4	\$305,627.50	\$67,238.05	---	22.00%
Stage Door Music Productions Inc	Cohoes Police Officers Union Inc	4	\$67,856.00	\$14,928.32	---	22.00%
Stage Door Music Productions Inc	Sheriff's Silver Star Assn Inc	5	\$122,105.00	\$26,863.10	---	22.00%
Reese Brothers Inc	National Caregiving Foundation	8	\$3,899,546.00	\$848,251.00	\$2,071,990.00	21.75%
Spotlight Music Productions Inc	East Fishkill Police Benevolent Assn	3	\$36,911.00	\$8,000.00	---	21.67%
Civic Development Group LLC	Fraternal Order of Police Empire State Lodge Inc	2	\$2,340,784.00	\$504,550.00	\$3,225,914.00	21.55%
Hill, Allan C Productions Inc	AMVETS-Pvt John T Cavanaugh Jr Friendship Post #76	2	\$11,600.00	\$2,500.00	\$4,785.00	21.55%
A.D. Publications Inc	American Diabetes Assn Inc	8	\$105,690.00	\$22,764.00	---	21.54%

DATA OBTAINED FROM INTERIM AND CLOSING STATEMENTS FILED BY PROFESSIONAL FUND RAISERS

PROFESSIONAL FUND RAISER	CHARITABLE ORGANIZATION	GEO. AREA	GROSS RECEIPTS	NET TO CHARITY	UNCOLLECTED PLEDGES	% TO CHARITY
Badge Publications	Franklin County Association of Senior Citizens Inc	4	\$33,601.20	\$7,203.65	---	21.44%
Stage Door Music Productions Inc	North Tonawanda Police Benevolent Assn	7	\$49,249.00	\$10,500.00	---	21.32%
Reese Brothers Inc	Children's Wish Foundation International Inc	8	\$9,116,884.00	\$1,929,358.00	\$5,452,878.00	21.16%
Integral Resources Inc	People for the American Way	8	\$128,224.81	\$26,961.06	\$140,325.25	21.03%
Heritage Company Inc (The)	Vanished Children's Alliance	8	\$900,846.66	\$187,567.77	---	20.82%
Lester Inc	Bank Street College of Education	1	\$27,626.00	\$5,743.47	\$20,723.00	20.79%
Facter Direct Ltd	National Abortion & Reproductive Rights Action League	8	\$293,490.00	\$60,784.14	\$300,164.00	20.71%
Spotlight Music Productions Inc	Columbian Hose Company #1 Inc	3	\$26,659.00	\$5,500.00	---	20.63%
Stage Door Music Productions Inc	Middletown Fire Police	3	\$24,458.00	\$5,000.00	---	20.44%
Heritage Company Inc (The)	Americas Athletes With Disabilities Inc	8	\$585,108.57	\$118,709.77	---	20.29%
Bee LC	Roger Wyburn-Mason & Jack M Blount Foundation for Eradication of Rheumatoid Disease Inc	8	\$41,047.00	\$8,280.84	---	20.17%
Whiterock Marketing Group Inc	American Foundation for Disabled Children Inc	1	\$9,815.00	\$1,977.00	\$13,185.00	20.14%
Municipal Marketing (Blaine, Kim E)	VietNow National Headquarters	8	\$35,449.00	\$7,099.80	---	20.03%
Stage Door Music Productions Inc	Poughkeepsie Police Athletic League Inc	3	\$81,462.50	\$16,317.50	---	20.03%
All Star Productions (Messmore, Barbara)	American Veteran's Foundation Inc	8	\$24,779.00	\$4,955.80	\$30,005.00	20.00%
All Star Productions (Messmore, Barbara)	Children's Charity Fund Inc	8	\$9,023.00	\$1,804.60	\$5,077.00	20.00%
All Star Productions (Messmore, Barbara)	Fondest Wish Foundation Inc	8	\$26,611.00	\$5,322.20	\$20,139.00	20.00%
All Star Productions (Messmore, Barbara)	International Center for the Search & Recovery of Missing Children Inc	8	\$8,211.00	\$1,642.20	\$9,309.00	20.00%
All Star Productions (Messmore, Barbara)	Long Island Responds	2	\$23,467.00	\$4,693.40	\$16,733.00	20.00%
Capital District Callers Inc	National Federation of the Blind of New York State Inc	1	\$157,065.00	\$31,413.00	---	20.00%
D T Y Marketing (Card, Charles D)	Fondest Wish Foundation Inc	8	\$35,426.50	\$7,085.30	---	20.00%

DATA OBTAINED FROM INTERIM AND CLOSING STATEMENTS FILED BY PROFESSIONAL FUND RAISERS

PROFESSIONAL FUND RAISER	CHARITABLE ORGANIZATION	GEO. AREA	GROSS RECEIPTS	NET TO CHARITY	UNCOLLECTED PLEDGES	% TO CHARITY
D T Y Marketing (Card, Charles D)	VietNow National Headquarters	8	\$5,075.00	\$1,015.00	---	20.00%
Griffin Marketing LLC	National Police Defense Foundation Inc	2	\$9,630.00	\$1,926.00	\$4,000.00	20.00%
Marketing Squad Inc	Parents of Retarded Children Camp Fund Inc	7	\$93,550.00	\$18,710.00	---	20.00%
Municipal Marketing (Blaine, Kim E)	Perry F Barrett Police Club (Salamanca Police Club)	7	\$40,818.00	\$8,163.60	---	20.00%
Mure Associates Inc	Bi-County Services Against Women's & Children's Abuse	2	\$83,693.60	\$16,738.60	---	20.00%
Mure Associates Inc	Timothy Hill Childrens' Ranch	2	\$42,249.75	\$8,449.95	---	20.00%
National Promotional Services Inc	American Foundation for Disabled Children Inc	1	\$4,490.00	\$898.00	---	20.00%
National Promotional Services Inc	Defeat Diabetes Foundation Inc	8	\$32,689.33	\$6,537.87	---	20.00%
National Promotional Services Inc	Disabled Veterans of America Inc-PFC Salvatore J Armato	2	\$14,977.00	\$2,995.40	---	20.00%
National Promotional Services Inc	Marine Corps League-Huntington Long Island Detachment	2	\$356,529.50	\$71,305.50	---	20.00%
National Promotional Services Inc	National Police Defense Foundation Inc	2	\$165,898.98	\$33,179.80	---	20.00%
National Promotional Services Inc	National Veterans Service Fund Inc	8	\$70,450.50	\$14,089.60	---	20.00%
National Promotional Services Inc	V F W of the United States-Nassau County Council	2	\$85,389.11	\$17,077.82	---	20.00%
National Promotional Services Inc	V F W of the United States-Suffolk County Chapter	2	\$87,365.38	\$17,473.08	---	20.00%
Nationwide Fundraisers Inc	Nation's Missing Children Organization Inc	8	\$94,586.00	\$18,917.20	\$61,110.00	20.00%
Northeastern Advertising (Morgan, William J)	VietNow National Headquarters	8	\$6,380.00	\$1,276.00	---	20.00%
Royalty Services Inc	Marine Corps League-Department of New York	3	\$7,436.00	\$1,487.20	---	20.00%
Safety Publications Inc	Association of Retired Firefighters	8	\$56,180.50	\$11,236.10	---	20.00%
Spotlight Music Productions Inc	Centennial Hose Co #4 Inc	3	\$33,005.00	\$6,601.00	---	20.00%
Stage Door Music Productions Inc	East Syracuse Police Benevolent Association	5	\$55,116.75	\$11,023.35	---	20.00%
Stage Door Music Productions Inc	St. Lawrence County Deputy Sheriffs Assn	5	\$92,354.50	\$18,470.78	---	20.00%
Stage Door Music Productions Inc	Town of Lloyd Police Benevolent Assn	3	\$39,817.50	\$7,963.50	---	20.00%
Stage Door Music Productions Inc	Waterford Emergency Team Inc	4	\$28,383.60	\$5,676.72	---	20.00%

DATA OBTAINED FROM INTERIM AND CLOSING STATEMENTS FILED BY PROFESSIONAL FUND RAISERS

PROFESSIONAL FUND RAISER	CHARITABLE ORGANIZATION	GEO. AREA	GROSS RECEIPTS	NET TO CHARITY	UNCOLLECTED PLEDGES	% TO CHARITY
Stage Door Music Productions Inc	Watertown Police Benevolent Assn	5	\$88,153.33	\$17,630.67	---	20.00%
Standard Inc (The)	American Veteran's Foundation Inc	8	\$80,805.23	\$16,161.05	---	20.00%
Standard Inc (The)	Defeat Diabetes Foundation Inc	8	\$17,305.50	\$3,461.10	---	20.00%
Standard Inc (The)	Parents of Retarded Children Camp Fund Inc	7	\$59,454.57	\$11,890.91	---	20.00%
TCI America Inc	Hudson Police Benevolent Assn	4	\$14,087.00	\$2,817.00	---	20.00%
TCI America Inc	Putnam County Deputy Sheriff's Benevolent Assn Inc	3	\$22,132.00	\$4,426.00	---	20.00%
TD Marketing Inc	VietNow National Headquarters	8	\$19,116.00	\$3,823.20	---	20.00%
Young Productions (Young-Wolff, Mary B)	Kiwanis Club-Glen Lake	4	\$10,837.00	\$2,167.40	\$3,006.00	20.00%
Community Tele Services	American Association of State Troopers Inc	8	\$918,286.95	\$181,740.84	---	19.79%
Share Group Inc	Sierra Club	8	\$127,232.00	\$24,827.00	---	19.51%
Heritage Company Inc (The)	81st Promenade Nationale Corp La Societe Des 40 Hommes et 8 Chevaux	8	\$156,081.00	\$30,414.38	---	19.49%
Americom Group Inc	S A D D Inc	8	\$1,535,336.54	\$291,906.67	---	19.01%
Heritage Company Inc (The)	Multiple Sclerosis Association of America	8	\$3,547,221.94	\$673,972.17	---	19.00%
Infocision Management Corporation	American Diabetes Assn Inc	8	\$153,497.00	\$29,061.00	---	18.93%
Stage Door Music Productions Inc	Patrolmen's Benevolent Association of Newburgh NY Inc	3	\$91,483.00	\$17,000.00	---	18.58%
LAS LLC	Childhood Leukemia Foundation Inc	8	\$1,439,048.00	\$265,000.00	---	18.42%
National Promotional Services Inc	Fondest Wish Foundation Inc	8	\$193,989.54	\$35,232.26	---	18.16%
MDS Communications Corporation	National Right to Life Committee Inc	8	\$4,296,274.00	\$776,398.00	---	18.07%
Griffin Marketing LLC	Reserve Police Officers Assn	8	\$17,963.00	\$3,233.34	\$9,000.00	18.00%
Griffin Marketing LLC	VietNow National Headquarters	8	\$98,850.00	\$17,793.00	\$25,000.00	18.00%
Standard Inc (The)	International Center for the Search & Recovery of Missing Children Inc	8	\$16,196.50	\$2,915.37	---	18.00%

DATA OBTAINED FROM INTERIM AND CLOSING STATEMENTS FILED BY PROFESSIONAL FUND RAISERS

PROFESSIONAL FUND RAISER	CHARITABLE ORGANIZATION	GEO. AREA	GROSS RECEIPTS	NET TO CHARITY	UNCOLLECTED PLEDGES	% TO CHARITY
Stage Door Music Productions Inc	Orange County Police Athletic League	3	\$85,140.99	\$15,000.00	---	17.62%
Midwest Publishing-MN Inc	Metropolitan Police Conference of New York State Inc	2	\$30,917.53	\$5,379.23	---	17.40%
National Promotional Services Inc	Coalition Against Breast Cancer Inc	2	\$314,135.00	\$54,543.00	---	17.36%
Reese Brothers Inc	Miracle Flights for Kids	8	\$2,584,650.00	\$447,178.00	\$788,200.00	17.30%
Share Group Inc	Covenant House	1	\$324,870.00	\$55,892.00	\$241,842.00	17.20%
Share Group Inc	Co-op America Foundation Inc	8	\$102,141.00	\$17,561.00	---	17.19%
Contract Communications Inc	Americas Athletes With Disabilities Inc	8	\$851,920.00	\$144,826.00	\$391,240.00	17.00%
Midwest Publishing-MN Inc	New York State Deputies Assn Inc	5	\$353,063.33	\$60,020.77	---	17.00%
Midwest Publishing-OH Inc	Metropolitan Police Conference of New York State Inc	2	\$83,306.38	\$14,162.09	---	17.00%
Midwest Publishing-OH Inc	New York State Deputies Assn Inc	5	\$553,039.43	\$94,016.70	---	17.00%
Profunra (Sheehan, Lynda Ann)	Kamp Koinonia Inc	6	\$31,185.00	\$5,302.00	---	17.00%
Stage Door Music Productions Inc	Police Superior Officers Association of Newburgh NY Inc	3	\$43,323.00	\$7,364.91	---	17.00%
Public Interest Communications Inc	Common Cause	8	\$209,254.00	\$34,296.56	\$33,034.00	16.39%
LAS LLC	International Union of Police Associations AFL-CIO	8	\$3,550,381.00	\$580,830.00	---	16.36%
Civic Development Group LLC	Fire Victims Charitable Foundation Inc	8	\$2,866,598.00	\$458,656.00	---	16.00%
Non-Profit Telemedia Inc	Americas Athletes With Disabilities Inc	8	\$264,139.08	\$42,262.25	\$318,542.02	16.00%
Hill, Allan C Productions Inc	Benevolent & Protective Order of Elks #841-Staten Island	1	\$12,563.00	\$2,000.00	\$5,967.00	15.92%
Hill, Allan C Productions Inc	Kiwanis Club-Willistons Foundation Inc	2	\$12,720.00	\$2,000.00	\$4,755.00	15.72%
All-Pro Telemarketing Associates Corp	Retired Police Association of the State of New York Inc	2	\$258,765.00	\$40,534.54	\$400,000.00	15.66%
All-Pro Telemarketing Associates Corp	Lions Club-Port Chester	3	\$3,633.00	\$560.90	\$2,400.00	15.44%
Young Productions (Young-Wolff, Mary B)	Kiwanis Club-Glen Lake	4	\$9,972.00	\$1,533.44	\$2,329.00	15.38%
Hill, Allan C Productions Inc	AMVETS-Pvt John T Cavanaugh Jr Friendship Post #76	2	\$16,505.00	\$2,500.00	\$6,913.00	15.15%
All-Pro Telemarketing Associates Corp	N Y S Park Police P B A Inc	2	\$203,459.50	\$30,550.43	\$248,500.00	15.02%

DATA OBTAINED FROM INTERIM AND CLOSING STATEMENTS FILED BY PROFESSIONAL FUND RAISERS

PROFESSIONAL FUND RAISER	CHARITABLE ORGANIZATION	GEO. AREA	GROSS RECEIPTS	NET TO CHARITY	UNCOLLECTED PLEDGES	% TO CHARITY
All-Pro Telemarketing Associates Corp	Mecca Temple A A O N M S	1	\$61,930.97	\$9,289.65	\$75,700.00	15.00%
Community Affairs Inc	Police Conference of New York Inc	4	\$761,352.00	\$114,203.00	---	15.00%
Marketing Squad Inc	American Legion Convention Corp of Niagara County NY	7	\$307,290.00	\$46,094.00	---	15.00%
Marketing Squad Inc	Jaycees-New York State Inc	5	\$248,770.00	\$37,316.00	---	15.00%
Marketing Squad Inc	Rochester Boxing Hall of Fame	6	\$101,543.00	\$15,232.00	---	15.00%
Marketing Squad Inc	Voice for the Children Inc	8	\$44,400.00	\$6,660.00	---	15.00%
Midwest Publishing-MN Inc	Operation Lookout National Center for Missing Youth	8	\$158,085.06	\$23,712.76	---	15.00%
Midwest Publishing-OH Inc	Operation Lookout National Center for Missing Youth	8	\$192,728.42	\$28,909.26	---	15.00%
New Liberty Promotions Inc	New York State Police Chiefs Benevolent Assn Inc	3	\$808,863.61	\$121,329.54	---	15.00%
Standard Inc (The)	Kiwanis Club of the Tonawandas Inc	7	\$46,196.50	\$6,929.47	---	15.00%
TCB Enterprises Inc	Junior Police Academy	8	\$93,142.00	\$13,971.30	\$13,000.00	15.00%
TCB Enterprises Inc	National Association of Veteran Police Officers	8	\$132,244.00	\$19,836.60	\$17,500.00	15.00%
All-Pro Telemarketing Associates Corp	Fraternal Order of New York State Troopers Inc	3	\$1,176,922.80	\$175,737.74	\$2,285,000.00	14.93%
Civic Development Group LLC	Disabled Veterans Associations	8	\$1,685,981.00	\$250,000.00	---	14.83%
All-Pro Telemarketing Associates Corp	New York State Federation of Police Inc	3	\$513,926.40	\$75,260.00	\$800,000.00	14.64%
National Promotional Services Inc	Knights of Columbus-Pope Pius XII	2	\$6,614.00	\$960.00	---	14.51%
Campaign Headquarters Inc	Erie County Association of Chiefs of Police Inc	7	\$97,303.00	\$14,000.00	---	14.39%
Heritage Company Inc (The)	American Association of the Deaf-Blind	8	\$1,387,437.16	\$197,184.77	---	14.21%
Infocision Management Corporation	Christian Advocates Serving Evangelism	8	\$2,899,629.00	\$411,158.00	---	14.18%
Civic Development Group LLC	Children's Charity Fund Inc	8	\$1,419,121.00	\$198,677.00	---	14.00%
Hill, Allan C Productions Inc	Benevolent & Protective Order of Elks #841-Staten Island	1	\$14,395.00	\$2,000.00	\$6,169.00	13.89%
Integral Resources Inc	Nation's Missing Children Organization Inc	8	\$331,389.56	\$43,166.64	\$239,571.53	13.03%
Non-Profit Telemedia Inc	Cancer Fund of America Inc	8	\$586,453.00	\$76,240.00	---	13.00%

DATA OBTAINED FROM INTERIM AND CLOSING STATEMENTS FILED BY PROFESSIONAL FUND RAISERS

PROFESSIONAL FUND RAISER	CHARITABLE ORGANIZATION	GEO. AREA	GROSS RECEIPTS	NET TO CHARITY	UNCOLLECTED PLEDGES	% TO CHARITY
Non-Profit Telemedia Inc	National S A F E Home Foundation Inc	7	\$493,933.64	\$64,211.37	\$524,084.36	13.00%
Data Communications Inc	Metropolitan Police Conference of New York State Inc	2	\$570,733.00	\$74,157.32	---	12.99%
TCB Enterprises Inc	New York State Troopers Historic Assn Inc	3	\$65,076.50	\$8,338.45	\$13,950.00	12.81%
Profunra (Sheehan, Lynda Ann)	Kidwish USA Inc	2	\$37,870.00	\$4,849.00	---	12.80%
Hill, Allan C Productions Inc	Kiwanis Club-Farmingdale	2	\$15,775.00	\$2,000.00	\$3,680.00	12.68%
Bristol Marketing Associates Inc	Cancer Fund of America Inc	8	\$103,420.00	\$12,927.16	\$181,542.00	12.50%
Civic Development Group LLC	Cancer Fund of America Inc	8	\$3,116,888.00	\$377,705.00	---	12.12%
Stage Door Music Productions Inc	H W Rogers Hose Company #2	4	\$28,686.50	\$3,473.67	---	12.11%
Community Affairs Inc	Association for Disabled Firefighters Inc	8	\$177,377.40	\$21,285.29	---	12.00%
Municipal Marketing (Blaine, Kim E)	Humane Society of Central Delaware County	3	\$25,208.50	\$3,025.01	---	12.00%
Non-Profit Telemedia Inc	Heart Support of America Inc	8	\$480,165.50	\$57,619.86	\$592,502.50	12.00%
Factor Direct Ltd	Citizens Against Government Waste	8	\$70,333.00	\$8,224.00	\$72,996.00	11.69%
Telefund Inc	National Parks Conservation Assn	8	\$82,508.00	\$9,426.25	---	11.42%
American Trade and Convention Publications Inc	American Veterans of World War II, Korea and Vietnam	8	\$4,429,496.98	\$500,000.00	---	11.29%
Hill, Allan C Productions Inc	Broome County Humane Society and Relief Assn	5	\$209,797.78	\$23,223.00	\$77,597.00	11.07%
TCB Enterprises Inc	United Fire Fighters of America Inc	8	\$169,322.00	\$18,625.42	\$70,000.00	11.00%
LAS LLC	National Law Enforcement Sports Federation Ltd Inc	8	\$1,654,668.00	\$178,846.00	---	10.81%
American Trade and Convention Publications Inc	Military Order of the Purple Heart Service Foundation	8	\$1,635,353.90	\$175,000.00	---	10.70%
American Trade and Convention Publications Inc	New York Vietnam Veterans Foundation Inc	2	\$591,514.63	\$62,701.86	---	10.60%
Telefund Inc	Human Rights Campaign Inc	8	\$379,866.00	\$40,089.90	---	10.55%
Theodore Productions Inc	Big Flats Masonic Lodge #378	6	\$19,149.00	\$2,012.66	\$6,348.00	10.51%
TCB Enterprises Inc	New York Police Scholarship Foundation	8	\$88,993.57	\$9,000.14	\$129,279.00	10.11%
Civic Development Group LLC	Survivors and Victims Empowered	8	\$3,608.00	\$361.00	\$1,540.00	10.01%

DATA OBTAINED FROM INTERIM AND CLOSING STATEMENTS FILED BY PROFESSIONAL FUND RAISERS

PROFESSIONAL FUND RAISER	CHARITABLE ORGANIZATION	GEO. AREA	GROSS RECEIPTS	NET TO CHARITY	UNCOLLECTED PLEDGES	% TO CHARITY
All-Pro Telemarketing Associates Corp	American Foundation for Disabled Children Inc	1	\$540,963.00	\$54,096.31	\$750,000.00	10.00%
Bee LC	Cancer Fund of America Inc	8	\$37,717.00	\$3,771.70	\$169,700.00	10.00%
Community Affairs Inc	New York Firefighters Foundation Inc	8	\$339,299.93	\$33,930.00	---	10.00%
Griffin Marketing LLC	New York Police Scholarship Foundation	8	\$18,050.00	\$1,805.00	\$6,000.00	10.00%
Mac Communications (MacDonald, John T)	New York Firefighters Foundation Inc	8	\$14,415.00	\$1,441.50	\$112.00	10.00%
Mure Associates Inc	Long Island Responds	2	\$142,495.50	\$14,249.50	---	10.00%
Nationwide Fundraisers Inc	United States Law Enforcement Trainers Assn Inc	8	\$2,780.00	\$278.00	\$231.50	10.00%
New Liberty Promotions Inc	New York Police Scholarship Foundation	8	\$157,561.00	\$15,756.10	---	10.00%
New Liberty Promotions Inc	New York Firefighters Foundation Inc	8	\$210,525.00	\$21,052.50	---	10.00%
Non-Profit Telemedia Inc	Survivors and Victims Empowered	8	\$448,364.73	\$44,836.47	\$543,741.16	10.00%
TCB Enterprises Inc	New York Firefighters Foundation Inc	8	\$3,955.00	\$395.50	\$1,200.00	10.00%
Whiterock Marketing Group Inc	New York Firefighters Foundation Inc	8	\$157,782.00	\$15,777.48	\$184,958.00	10.00%
Public Interest Communications Inc	Vietnam Veterans Memorial Fund Inc	8	\$6,135.00	\$597.61	\$8,670.00	9.74%
Stage Door Music Productions Inc	Orange County Fire Police Assn	3	\$51,632.65	\$5,000.00	---	9.68%
Aria Communications Corporation	Friends of the National Parks at Gettysburg Inc	8	\$57,586.16	\$5,547.55	\$72,168.84	9.63%
Nationwide Fundraisers Inc	Shiloh International Ministries	8	\$219,548.46	\$20,860.80	\$196,821.30	9.50%
Nationwide Fundraisers Inc	Reserve Police Officers Assn	8	\$186,655.00	\$17,585.50	\$128,391.00	9.42%
Telecomp Inc	Syracuse University	5	\$532,522.00	\$48,057.00	\$811,186.00	9.02%
LAS LLC	Committee for Missing Children Inc	8	\$2,271,442.00	\$204,349.00	---	9.00%
All-Pro Telemarketing Associates Corp	Junior Police Academy	8	\$755,851.00	\$67,972.50	\$670,000.00	8.99%
American Trade and Convention Publications Inc	Veterans Assistance Foundation Inc	8	\$576,026.21	\$50,000.00	---	8.68%
Nationwide Fundraisers Inc	ADSA Inc	8	\$1,134,174.98	\$92,384.26	\$736,842.00	8.15%
Telefund Inc	Amnesty International of the USA Inc	1	\$113,644.00	\$8,815.57	---	7.76%

DATA OBTAINED FROM INTERIM AND CLOSING STATEMENTS FILED BY PROFESSIONAL FUND RAISERS

PROFESSIONAL FUND RAISER	CHARITABLE ORGANIZATION	GEO. AREA	GROSS RECEIPTS	NET TO CHARITY	UNCOLLECTED PLEDGES	% TO CHARITY
Non-Profit Telemedia Inc	National Association for the Terminally Ill	8	\$60,406.50	\$4,663.25	\$36,246.50	7.72%
Share Group Inc	National Foundation for Cancer Research	8	\$15,527.00	\$1,173.50	---	7.56%
Infocision Management Corporation	American Institute for Cancer Research	8	\$149,372.00	\$10,932.00	---	7.32%
Infocision Management Corporation	United Seniors Assn Inc	8	\$11,978.00	\$826.50	---	6.90%
American Trade and Convention Publications Inc	National Association of Police Athletic Leagues	8	\$1,479,920.69	\$100,000.00	---	6.76%
Angeles Communications LLC	Nature Conservancy	8	\$386,558.00	\$22,888.00	\$112,732.00	5.92%
Tele-Data Services Inc	Messianic Jewish Alliance of America	8	\$366,390.83	\$19,025.40	\$289,707.42	5.19%
Factor Direct Ltd	Citizens Against Government Waste	8	\$49,331.00	\$2,501.36	\$67,923.00	5.07%
Ruffalo Cody & Associates	Long Island Educational TV Council Inc (WLIW)	2	\$98,395.00	\$4,923.54	---	5.00%
Factor Direct Ltd	U S English Inc	8	\$291,522.00	\$13,112.14	\$236,989.00	4.50%
American Trade and Convention Publications Inc	New York AMVETS Inc	2	\$358,344.76	\$16,000.00	---	4.47%
Factor Direct Ltd	Anti-Defamation League of B'nai B'rith	1	\$107,499.00	\$4,195.35	\$105,782.00	3.90%
MDS Communications Corporation	Concerned Women for America	8	\$1,879,463.00	\$62,093.00	\$1,510,563.00	3.30%
Factor Direct Ltd	Common Cause	8	\$176,697.00	\$5,708.70	\$123,331.00	3.23%
Infocision Management Corporation	United Service Organizations Inc	8	\$174,716.00	\$5,631.00	---	3.22%
Reese Brothers Inc	American Cancer Society Inc	8	\$2,194,091.00	\$65,823.00	\$2,826,689.00	3.00%
Public Interest Communications Inc	American Health Assistance Foundation	8	\$269,474.00	\$7,631.13	---	2.83%
Public Interest Communications Inc	Public Citizen Inc	8	\$89,299.50	\$2,459.75	---	2.75%
Development Center Inc	Cooper Union for the Advancement of Science & Art	1	\$6,024.00	\$147.00	\$2,805.00	2.44%
Share Group Inc	Humane Society of the United States Inc	8	\$1,083,871.00	\$16,543.00	---	1.53%
Regency Communications Inc	Nora Lam Chinese Ministries International	8	\$430,012.00	\$6,179.00	---	1.44%
Public Interest Communications Inc	Rails-to-Trails Conservancy	8	\$132,830.00	\$825.26	\$38,225.00	0.62%
Infocision Management Corporation	National Easter Seal Society Inc	8	\$569,579.29	\$3,477.46	---	0.61%

DATA OBTAINED FROM INTERIM AND CLOSING STATEMENTS FILED BY PROFESSIONAL FUND RAISERS

PROFESSIONAL FUND RAISER	CHARITABLE ORGANIZATION	GEO. AREA	GROSS RECEIPTS	NET TO CHARITY	UNCOLLECTED PLEDGES	% TO CHARITY
Gordon & Schwenkmeyer Inc	National Abortion & Reproductive Rights Action League	8	\$174,465.53	\$0.00	\$8,532.00	0.00%
Harris O'Malley Marketing Inc	Amnesty International of the USA Inc	1	\$25,717.00	\$0.00	\$20,717.00	0.00%
Harris O'Malley Marketing Inc	Common Cause	8	\$24,249.00	\$0.00	\$18,050.00	0.00%
Harris O'Malley Marketing Inc	Defenders of Wildlife Inc	8	\$15,222.00	\$0.00	---	0.00%
Harris O'Malley Marketing Inc	Environmental Defense Inc	1	\$67,441.00	\$0.00	\$49,124.00	0.00%
Harris O'Malley Marketing Inc	Farm Sanctuary Inc	6	\$19,854.00	\$0.00	\$18,972.00	0.00%
Harris O'Malley Marketing Inc	Planetary Society	8	\$79,592.00	\$0.00	\$74,750.00	0.00%
Infocision Management Corporation	Epilepsy Foundation	8	\$7,975.00	\$0.00	---	0.00%
Regency Communications Inc	International Christian Media	8	\$61,847.90	\$0.00	\$51,317.10	0.00%
Telefund Inc	Common Cause	8	\$34,652.05	\$0.00	---	0.00%
Telefund Inc	Earthjustice Legal Defense Fund	8	\$49,316.92	\$0.00	---	0.00%
Share Group Inc	American Society for the Prevention of Cruelty to Animals	1	\$182,106.00	(\$15,265.00)	---	-8.38%
Factor Direct Ltd	Public Citizen Inc	8	\$32,165.00	(\$3,116.02)	\$41,983.00	-9.69%
Integral Resources Inc	American Council of the Blind Inc	8	\$185,723.76	(\$27,589.31)	\$93,291.10	-14.86%
Harris O'Malley Marketing Inc	United States Fund for UNICEF	1	\$191,095.82	(\$30,620.13)	\$128,652.00	-16.02%
Factor Direct Ltd	International Fund for Animal Welfare Inc	8	\$22,874.00	(\$3,797.00)	---	-16.60%
MSGI Direct Inc	Center for Food Safety	8	\$43,337.00	(\$9,100.00)	\$19,653.00	-21.00%
ComNet Marketing Group Inc	New York Botanical Garden	1	\$8,565.00	(\$1,857.00)	\$10,830.00	-21.68%
Telecomp Inc	George Eastman House	6	\$14,298.46	(\$4,128.00)	\$5,214.00	-28.87%
Telecomp Inc	Nazareth College	6	\$12,566.00	(\$6,169.00)	\$5,735.00	-49.09%
IDC Ltd	Baruch College Fund	1	\$61,432.00	(\$35,535.00)	\$198,044.00	-57.84%
Aria Communications Corporation	Zero Population Growth Inc	8	\$11,224.41	(\$6,548.84)	\$15,830.59	-58.34%
DirectLine Technologies Inc	New York Institute of Technology	2	\$21,451.00	(\$12,549.00)	\$23,522.00	-58.50%

DATA OBTAINED FROM INTERIM AND CLOSING STATEMENTS FILED BY PROFESSIONAL FUND RAISERS

PROFESSIONAL FUND RAISER	CHARITABLE ORGANIZATION	GEO. AREA	GROSS RECEIPTS	NET TO CHARITY	UNCOLLECTED PLEDGES	% TO CHARITY
Facter Direct Ltd	Animal Legal Defense Fund	8	\$9,542.00	(\$6,584.14)	\$6,097.00	-69.00%
Aria Communications Corporation	Planned Parenthood-New York City	1	\$8,316.00	(\$6,256.33)	---	-75.23%
DirectLine Technologies Inc	New York Institute of Technology	2	\$23,932.00	(\$20,068.00)	\$21,039.00	-83.85%
Facter Direct Ltd	Environmental Defense Inc	1	\$21,631.92	(\$31,823.66)	---	-147.11%
IDC Ltd	Association of Graduates of the U S Military Academy	3	\$2,775.00	(\$28,765.00)	\$193,985.00	-1036.58%
TOTALS		---	\$188,393,566.55	\$59,340,407.57	\$44,792,335.70	31.50%

DATA OBTAINED FROM INTERIM AND CLOSING STATEMENTS FILED BY PROFESSIONAL FUND RAISERS

TABLE 4 SUPPLEMENT
Professional Fund Raisers -
Net Percentage Of Revenues
Retained By Charity
1999 Telemarketing Campaigns

PROFESSIONAL FUND RAISER	CHARITABLE ORGANIZATION	GEO. AREA	GROSS RECEIPTS	NET TO CHARITY	UNCOLLECTED PLEDGES	% TO CHARITY
ComNet Marketing Group Inc	WSLU-FM Community Advisory Board North Country Public Radio	5	\$8,313.00	\$5,877.02	\$1,260.00	70.70%
ComNet Marketing Group Inc	Vermont Public Radio	8	\$53,833.00	\$37,147.02	\$11,358.00	69.00%
Smith Company (The)	WNYC Radio	1	\$32,992.00	\$22,059.60	---	66.86%
ComNet Marketing Group Inc	Mountain Lake Public Telecommunications Council Inc	4	\$33,851.40	\$21,521.00	\$12,330.00	63.57%
Telefund Inc	Save the Children Federation Inc	8	\$474,285.00	\$253,439.99	\$525,101.00	53.44%
Share Group Inc	National Abortion & Reproductive Rights Action League	8	\$751,781.00	\$255,916.00	---	34.04%
Holmac Telecommunications Inc	Scarsdale Patrolmen's Benevolent Assn	3	\$143,626.00	\$44,587.79	---	31.04%
Non-Profit Telemedia Inc	Reach Our Children Inc	8	\$260,711.67	\$26,071.17	\$349,870.33	10.00%
Regency Communications Inc	National Coalition for the Protection of Children & Families	8	\$5,446.00	(\$97.85)	---	-1.80%
TOTALS		---	\$1,764,839.07	\$666,521.74	\$899,919.33	37.77%

TABLE 5
Charitable Organizations-
Alphabetical Order
Within Geographic Locations
2000 Telemarketing Campaigns

CHARITABLE ORGANIZATION	PROFESSIONAL FUND RAISER	GEO. AREA	GROSS RECEIPTS	NET TO CHARITY	UNCOLLECTED PLEDGES	% TO CHARITY
American Civil Liberties Union	Public Interest Communications Inc	1	\$154,978.83	\$40,070.19	\$81,189.17	25.86%
American Civil Liberties Union	Share Group Inc	1	\$315,223.00	\$155,626.00	---	49.37%
American Civil Liberties Union	Smith Company (The)	1	\$915,981.98	\$806,903.18	---	88.09%
American Foundation for AIDS Research (AMFAR)	Share Group Inc	1	\$214,772.00	\$90,785.00	---	42.27%
American Foundation for Disabled Children Inc	All-Pro Telemarketing Associates Corp	1	\$540,963.00	\$54,096.31	\$750,000.00	10.00%
American Foundation for Disabled Children Inc	Gelmar Ltd	1	\$4,440.00	\$1,110.00	---	25.00%
American Foundation for Disabled Children Inc	National Promotional Services Inc	1	\$4,490.00	\$898.00	---	20.00%
American Foundation for Disabled Children Inc	Whiterock Marketing Group Inc	1	\$9,815.00	\$1,977.00	\$13,185.00	20.14%
American Society for the Prevention of Cruelty to Animals	Share Group Inc	1	\$182,106.00	(\$15,265.00)	---	-8.38%
Amnesty International of the USA Inc	Facter Direct Ltd	1	\$153,682.00	\$89,243.46	\$43,858.00	58.07%
Amnesty International of the USA Inc	Facter Direct Ltd	1	\$379,188.00	\$93,490.94	\$276,787.00	24.66%
Amnesty International of the USA Inc	Harris O'Malley Marketing Inc	1	\$25,717.00	\$0.00	\$20,717.00	0.00%
Amnesty International of the USA Inc	Public Interest Communications Inc	1	\$1,298,905.00	\$706,167.20	\$91,934.00	54.37%
Amnesty International of the USA Inc	Telefund Inc	1	\$113,644.00	\$8,815.57	---	7.76%
Anti-Defamation League of B'nai B'rith	Facter Direct Ltd	1	\$107,499.00	\$4,195.35	\$105,782.00	3.90%
Anti-Defamation League of B'nai B'rith	Facter Direct Ltd	1	\$629,834.00	\$210,243.06	\$388,889.00	33.38%
Bank Street College of Education	Lester Inc	1	\$27,626.00	\$5,743.47	\$20,723.00	20.79%
Barnard College	Lester Inc	1	\$288,760.00	\$236,714.55	\$66,409.00	81.98%
Baruch College Fund	IDC Ltd	1	\$61,432.00	(\$35,535.00)	\$198,044.00	-57.84%
Benevolent & Protective Order of Elks #841-Staten Island	Hill, Allan C Productions Inc	1	\$14,395.00	\$2,000.00	\$6,169.00	13.89%
Benevolent & Protective Order of Elks #841-Staten Island	Hill, Allan C Productions Inc	1	\$12,563.00	\$2,000.00	\$5,967.00	15.92%
Brooklyn Botanic Garden Corporation	ComNet Marketing Group Inc	1	\$11,810.00	\$5,226.00	\$5,325.00	44.25%
Brooklyn College Foundation Inc	Development Center Inc	1	\$119,771.00	\$60,643.00	---	50.63%

DATA OBTAINED FROM INTERIM AND CLOSING STATEMENTS FILED BY PROFESSIONAL FUND RAISERS

CHARITABLE ORGANIZATION	PROFESSIONAL FUND RAISER	GEO. AREA	GROSS RECEIPTS	NET TO CHARITY	UNCOLLECTED PLEDGES	% TO CHARITY
Cancer Care Inc & the National Cancer Care Foundation	Gelmar Ltd	1	\$112,679.00	\$28,170.00	---	25.00%
Carnegie Hall Society Inc	MSGI Direct Inc	1	\$2,299,775.00	\$1,705,107.00	---	74.14%
Citymeals-on-Wheels	Share Group Inc	1	\$38,367.72	\$23,964.72	---	62.46%
Cooper Union for the Advancement of Science & Art	Development Center Inc	1	\$6,024.00	\$147.00	\$2,805.00	2.44%
Covenant House	Share Group Inc	1	\$324,870.00	\$55,892.00	\$241,842.00	17.20%
Deafness Research Foundation	Public Interest Communications Inc	1	\$25,050.00	\$8,502.31	\$2,221.00	33.94%
Doctors Without Borders USA Inc	Harris O'Malley Marketing Inc	1	\$121,340.34	\$34,057.69	\$18,369.66	28.07%
Educational Broadcasting Corporation	Adams, Hussey & Associates Inc	1	\$1,631,600.00	\$761,578.00	---	46.68%
Educational Broadcasting Corporation	Optima Direct Inc	1	\$1,519,107.00	\$847,540.00	---	55.79%
Environmental Defense Inc	Factor Direct Ltd	1	\$21,631.92	(\$31,823.66)	---	-147.11%
Environmental Defense Inc	Harris O'Malley Marketing Inc	1	\$67,441.00	\$0.00	\$49,124.00	0.00%
Environmental Defense Inc	Share Group Inc	1	\$317,985.00	\$182,800.00	---	57.49%
God's Love We Deliver Inc	Share Group Inc	1	\$65,258.00	\$33,244.37	---	50.94%
Hunter College Foundation Inc	Development Center Inc	1	\$380,843.00	\$322,597.00	---	84.71%
Lincoln Center for the Performing Arts Inc	Market Access Inc	1	\$526,935.00	\$367,526.00	\$1,745.00	69.75%
Manhattan Theatre Club Inc	MSGI Direct Inc	1	\$565,969.00	\$398,908.00	\$17,879.00	70.48%
Mecca Temple A A O N M S	All-Pro Telemarketing Associates Corp	1	\$61,930.97	\$9,289.65	\$75,700.00	15.00%
Metropolitan Museum of Art	Factor Direct Ltd	1	\$341,666.00	\$138,941.05	\$192,115.00	40.67%
National Audubon Society Inc	Public Interest Communications Inc	1	\$363,974.00	\$135,773.00	\$53,131.00	37.30%
National Federation of the Blind of New York State Inc	Capital District Callers Inc	1	\$157,065.00	\$31,413.00	---	20.00%
Natural Resources Defense Council Inc	Factor Direct Ltd	1	\$464,186.00	\$208,156.48	\$135,871.00	44.84%
Natural Resources Defense Council Inc	Harris O'Malley Marketing Inc	1	\$171,980.14	\$100,000.00	---	58.15%
New York and Presbyterian Hospital	IDC Ltd	1	\$797,036.00	\$623,694.00	\$1,138,987.00	78.25%

DATA OBTAINED FROM INTERIM AND CLOSING STATEMENTS FILED BY PROFESSIONAL FUND RAISERS

CHARITABLE ORGANIZATION	PROFESSIONAL FUND RAISER	GEO. AREA	GROSS RECEIPTS	NET TO CHARITY	UNCOLLECTED PLEDGES	% TO CHARITY
New York Botanical Garden	ComNet Marketing Group Inc	1	\$8,565.00	(\$1,857.00)	\$10,830.00	-21.68%
New York Cares Inc	Gordon & Schwenkmeyer Inc	1	\$232,522.25	\$111,341.65	\$27,482.00	47.88%
New York City Ballet Inc	MSGI Direct Inc	1	\$738,526.00	\$521,686.00	\$32,873.00	70.64%
New York State Court Clerks Assn	Tan Productions Inc	1	\$89,815.00	\$26,944.50	---	30.00%
New York State N A R A L Inc	Telefund Inc	1	\$44,277.00	\$14,244.36	---	32.17%
New York University	Ruffalo Cody & Associates	1	\$1,276,152.00	\$688,152.00	---	53.92%
NOW Legal Defense and Education Fund	Telefund Inc	1	\$23,361.00	\$9,881.24	---	42.30%
Philharmonic Symphony Society of New York Inc	MSGI Direct Inc	1	\$1,051,455.00	\$652,922.00	\$79,307.00	62.10%
Planned Parenthood Action Fund Inc	Factor Direct Ltd	1	\$1,221,802.00	\$413,079.70	\$942,461.00	33.81%
Planned Parenthood Action Fund Inc	Integral Resources Inc	1	\$418,469.51	\$142,085.83	\$232,351.24	33.95%
Planned Parenthood Federation of America Inc	Factor Direct Ltd	1	\$1,698,296.00	\$1,065,382.90	\$600,210.00	62.73%
Planned Parenthood Federation of America Inc	Integral Resources Inc	1	\$21,616.90	\$4,916.10	\$1,164.40	22.74%
Planned Parenthood-New York City	Aria Communications Corporation	1	\$8,316.00	(\$6,256.33)	---	-75.23%
Pratt Institute	Development Center Inc	1	\$82,598.00	\$49,099.00	\$26,277.00	59.44%
Queens College Foundation Inc	Development Center Inc	1	\$244,015.00	\$130,828.00	---	53.61%
Riverdale Country School	Lester Inc	1	\$20,420.00	\$13,989.36	---	68.51%
Roundabout Theatre Company Inc	NPO Direct Marketing Inc	1	\$715,493.00	\$435,129.00	\$977,775.00	60.82%
Roundabout Theatre Company Inc	NPO Direct Marketing Inc	1	\$35,055.00	\$9,408.13	\$3,145.00	26.84%
Save the Children Federation Inc	Smith Company (The)	1	\$41,054.00	\$11,996.00	\$80,494.00	29.22%
Solomon R Guggenheim Museum	Factor Direct Ltd	1	\$120,137.00	\$60,968.31	\$115,243.00	50.75%
United States Fund for UNICEF	Factor Direct Ltd	1	\$478,019.00	\$258,397.37	\$96,817.00	54.06%
United States Fund for UNICEF	Harris O'Malley Marketing Inc	1	\$191,095.82	(\$30,620.13)	\$128,652.00	-16.02%
United States Fund for UNICEF	Public Interest Communications Inc	1	\$667,965.71	\$503,373.45	---	75.36%

DATA OBTAINED FROM INTERIM AND CLOSING STATEMENTS FILED BY PROFESSIONAL FUND RAISERS

CHARITABLE ORGANIZATION	PROFESSIONAL FUND RAISER	GEO. AREA	GROSS RECEIPTS	NET TO CHARITY	UNCOLLECTED PLEDGES	% TO CHARITY
United States Fund for UNICEF	Share Group Inc	1	\$1,591,000.00	\$1,025,882.00	---	64.48%
Whitney Museum of American Art	MSGI Direct Inc	1	\$152,081.00	\$78,497.00	\$1,920.00	51.62%
WNYC Radio	Aria Communications Corporation	1	\$282,739.00	\$192,794.51	\$76,247.00	68.19%
WNYC Radio	Optima Direct Inc	1	\$364,749.00	\$260,742.00	---	71.49%
Adelphi University	Development Center Inc	2	\$51,316.00	\$25,833.00	---	50.34%
Amityville Fire Department	Tan Productions Inc	2	\$15,555.00	\$8,555.25	---	55.00%
Amityville Patrolmen's Benevolent Assn Inc	Tan Productions Inc	2	\$30,685.00	\$16,876.75	---	55.00%
AMVETS-Pvt John T Cavanaugh Jr Friendship Post #76	Hill, Allan C Productions Inc	2	\$11,600.00	\$2,500.00	\$4,785.00	21.55%
AMVETS-Pvt John T Cavanaugh Jr Friendship Post #76	Hill, Allan C Productions Inc	2	\$16,505.00	\$2,500.00	\$6,913.00	15.15%
Bi-County Services Against Women's & Children's Abuse	Mure Associates Inc	2	\$83,693.60	\$16,738.60	---	20.00%
Coalition Against Breast Cancer Inc	All Star Productions (Messmore, Barbara)	2	\$56,005.00	\$14,001.25	\$30,480.00	25.00%
Coalition Against Breast Cancer Inc	National Promotional Services Inc	2	\$314,135.00	\$54,543.00	---	17.36%
Disabled Children's Relief Fund Inc	Suffolk Productions Inc	2	\$20,411.00	\$5,103.00	---	25.00%
Disabled Veterans of America Inc-PFC Salvatore J Armato	National Promotional Services Inc	2	\$14,977.00	\$2,995.40	---	20.00%
Fraternal Order of Police Empire State Lodge Inc	Civic Development Group LLC	2	\$2,340,784.00	\$504,550.00	\$3,225,914.00	21.55%
Freeport Police Benevolent Assn	Tan Productions Inc	2	\$15,730.00	\$7,865.00	---	50.00%
Hempstead Police Benevolent Assn Inc	Island Marketing Concepts Inc	2	\$257,992.30	\$62,098.01	---	24.07%
Kidwish USA Inc	Profunra (Sheehan, Lynda Ann)	2	\$37,870.00	\$4,849.00	---	12.80%
Kidwish USA Inc	Suffolk Productions Inc	2	\$129,082.00	\$32,271.00	---	25.00%
Kiwanis Club-Farmingdale	Hill, Allan C Productions Inc	2	\$15,775.00	\$2,000.00	\$3,680.00	12.68%
Kiwanis Club-Willistons Foundation Inc	Hill, Allan C Productions Inc	2	\$12,720.00	\$2,000.00	\$4,755.00	15.72%
Knights of Columbus-Msgr Delaney Council #5983	National Promotional Services Inc	2	\$75,235.00	\$18,808.75	---	25.00%
Knights of Columbus-Pope Pius XII	National Promotional Services Inc	2	\$6,614.00	\$960.00	---	14.51%

DATA OBTAINED FROM INTERIM AND CLOSING STATEMENTS FILED BY PROFESSIONAL FUND RAISERS

CHARITABLE ORGANIZATION	PROFESSIONAL FUND RAISER	GEO. AREA	GROSS RECEIPTS	NET TO CHARITY	UNCOLLECTED PLEDGES	% TO CHARITY
Long Beach Police Benevolent Assn	Suffolk Productions Inc	2	\$49,709.00	\$19,884.00	---	40.00%
Long Island Coalition for Life Inc	MDS Communications Corporation	2	\$27,988.00	\$14,542.00	\$9,467.00	51.96%
Long Island Educational TV Council Inc (WLIW)	Ruffalo Cody & Associates	2	\$98,395.00	\$4,923.54	---	5.00%
Long Island Federation for the Elimination of Cancer Inc	Gelmar Ltd	2	\$490.00	\$122.50	---	25.00%
Long Island Responds	All Star Productions (Messmore, Barbara)	2	\$23,467.00	\$4,693.40	\$16,733.00	20.00%
Long Island Responds	Mure Associates Inc	2	\$142,495.50	\$14,249.50	---	10.00%
Long Island State Park Police Benevolent Assn	National Promotional Services Inc	2	\$315,557.00	\$75,723.25	---	24.00%
Long Island University	MSGI Direct Inc	2	\$281,948.00	\$131,411.00	---	46.61%
Lynbrook Police Benevolent Assn	Island Marketing Concepts Inc	2	\$55,570.00	\$16,671.00	---	30.00%
Manor Park Seniors Ltd	National Promotional Services Inc	2	\$194,136.89	\$44,766.22	---	23.06%
Marine Corps League-Huntington Long Island Detachment	National Promotional Services Inc	2	\$356,529.50	\$71,305.50	---	20.00%
Metropolitan Police Conference of New York State Inc	Civic Development Group LLC	2	\$513,677.00	\$150,000.00	---	29.20%
Metropolitan Police Conference of New York State Inc	Data Communications Inc	2	\$570,733.00	\$74,157.32	---	12.99%
Metropolitan Police Conference of New York State Inc	Mac Communications (MacDonald, John T)	2	\$197,501.00	\$69,876.38	---	35.38%
Metropolitan Police Conference of New York State Inc	Midwest Publishing-MN Inc	2	\$30,917.53	\$5,379.23	---	17.40%
Metropolitan Police Conference of New York State Inc	Midwest Publishing-OH Inc	2	\$83,306.38	\$14,162.09	---	17.00%
N Y S Park Police P B A Inc	All-Pro Telemarketing Associates Corp	2	\$203,459.50	\$30,550.43	\$248,500.00	15.02%
N Y S Park Police P B A Inc	Northeastern Advertising (Morgan, William J)	2	\$48,590.00	\$17,006.50	---	35.00%
N Y S Park Police P B A Inc	Suffolk Productions Inc	2	\$141,627.00	\$35,407.00	---	25.00%
Nassau Police Conference Inc	Island Marketing Concepts Inc	2	\$471,135.50	\$129,220.00	---	27.43%
National Police Defense Foundation Inc	Griffin Marketing LLC	2	\$9,630.00	\$1,926.00	\$4,000.00	20.00%
National Police Defense Foundation Inc	National Promotional Services Inc	2	\$165,898.98	\$33,179.80	---	20.00%
New York AMVETS Inc	American Trade and Convention Publications Inc	2	\$358,344.76	\$16,000.00	---	4.47%

DATA OBTAINED FROM INTERIM AND CLOSING STATEMENTS FILED BY PROFESSIONAL FUND RAISERS

CHARITABLE ORGANIZATION	PROFESSIONAL FUND RAISER	GEO. AREA	GROSS RECEIPTS	NET TO CHARITY	UNCOLLECTED PLEDGES	% TO CHARITY
New York Institute of Technology	DirectLine Technologies Inc	2	\$23,932.00	(\$20,068.00)	\$21,039.00	-83.85%
New York Institute of Technology	DirectLine Technologies Inc	2	\$21,451.00	(\$12,549.00)	\$23,522.00	-58.50%
New York Vietnam Veterans Foundation Inc	American Trade and Convention Publications Inc	2	\$591,514.63	\$62,701.86	---	10.60%
Planned Parenthood Hudson Peconic Inc	Share Group Inc	2	\$40,755.45	\$22,844.15	---	56.05%
Police Athletic Team of Suffolk County Inc	Suffolk Productions Inc	2	\$118,448.00	\$37,904.00	---	32.00%
Retired Police Association of the State of New York Inc	All-Pro Telemarketing Associates Corp	2	\$258,765.00	\$40,534.54	\$400,000.00	15.66%
Suffolk County Court Officers Assn	Tan Productions Inc	2	\$50,520.00	\$15,156.00	---	30.00%
Suffolk County Deputy Sheriff's Benevolent Assn	D&D Telemarketing Inc	2	\$152,452.00	\$58,463.00	---	38.35%
Suffolk County Detective Investigators Police Benevolent Assn	D&D Telemarketing Inc	2	\$152,030.00	\$60,619.00	---	39.87%
Suffolk County Detectives Assn Inc	Suffolk Productions Inc	2	\$173,396.00	\$60,689.00	---	35.00%
Suffolk County Police Athletic League Inc	Suffolk Productions Inc	2	\$158,089.00	\$55,331.00	---	35.00%
Suffolk County Police Conference Inc	Tan Productions Inc	2	\$142,055.00	\$42,616.50	---	30.00%
Suffolk County Police Conference Inc	TCB Enterprises Inc	2	\$16,091.50	\$4,827.45	\$27,826.00	30.00%
Suffolk County Police Memorial Fund Inc	D&D Telemarketing Inc	2	\$110,872.00	\$44,950.00	---	40.54%
Timothy Hill Childrens' Ranch	Mure Associates Inc	2	\$42,249.75	\$8,449.95	---	20.00%
V F W of the United States-Nassau County Council	National Promotional Services Inc	2	\$85,389.11	\$17,077.82	---	20.00%
V F W of the United States-Suffolk County Chapter	National Promotional Services Inc	2	\$87,365.38	\$17,473.08	---	20.00%
Vietnam Veterans of America-Chapter #11 Suffolk NY Inc	Mure Associates Inc	2	\$80,210.00	\$17,646.00	---	22.00%
Vietnam Veterans of America-Chapter #82 Hicksville NY	Suffolk Productions Inc	2	\$17,551.00	\$4,388.00	---	25.00%
Village of Hempstead Police Activity League	Island Marketing Concepts Inc	2	\$93,512.00	\$28,013.60	---	29.96%
Association of Graduates of the U S Military Academy	IDC Ltd	3	\$2,775.00	(\$28,765.00)	\$193,985.00	-1036.58%
Association of Graduates of the U S Military Academy	IDC Ltd	3	\$101,058.00	\$60,485.52	\$778,042.00	59.85%

DATA OBTAINED FROM INTERIM AND CLOSING STATEMENTS FILED BY PROFESSIONAL FUND RAISERS

CHARITABLE ORGANIZATION	PROFESSIONAL FUND RAISER	GEO. AREA	GROSS RECEIPTS	NET TO CHARITY	UNCOLLECTED PLEDGES	% TO CHARITY
Centennial Hose Co #4 Inc	Spotlight Music Productions Inc	3	\$33,005.00	\$6,601.00	---	20.00%
City of White Plains Police Benevolent Assn	Gotham Productions Inc	3	\$44,846.00	\$12,107.07	---	27.00%
College Foundation at Delhi Inc	Lester Inc	3	\$33,848.00	\$11,451.90	\$23,873.00	33.83%
Columbian Hose Company #1 Inc	Spotlight Music Productions Inc	3	\$26,659.00	\$5,500.00	---	20.63%
Consumers Union of United States Inc	Lester Inc	3	\$572,131.00	\$315,859.00	\$178,531.00	55.21%
Correction Officers Benevolent Assn of Rockland County	National Benefit Company	3	\$107,285.00	\$32,402.85	---	30.20%
Croton Police Assn	Community Services Inc	3	\$38,957.00	\$14,577.70	---	37.42%
East Fishkill Police Benevolent Assn	Spotlight Music Productions Inc	3	\$36,911.00	\$8,000.00	---	21.67%
Eastchester Police Benevolent Assn	JNK Enterprises Inc	3	\$61,270.00	\$18,381.00	---	30.00%
Fraternal Order of New York State Troopers Inc	All-Pro Telemarketing Associates Corp	3	\$1,176,922.80	\$175,737.74	\$2,285,000.00	14.93%
Greenburgh Uniformed Firefighters Assn Inc	S&M Enterprises Inc	3	\$67,765.00	\$20,329.50	---	30.00%
Humane Society of Central Delaware County	Municipal Marketing (Blaine, Kim E)	3	\$25,208.50	\$3,025.01	---	12.00%
Kingston Police Benevolent Assn	Gotham Productions Inc	3	\$66,513.00	\$16,628.25	---	25.00%
Lions Club-Port Chester	All-Pro Telemarketing Associates Corp	3	\$3,633.00	\$560.90	\$2,400.00	15.44%
March of Dimes Birth Defects Foundation	Facter Direct Ltd	3	\$26,269.00	\$7,874.38	\$30,261.00	29.98%
Marine Corps League-Department of New York	Royalty Services Inc	3	\$7,436.00	\$1,487.20	---	20.00%
Masters School	Lester Inc	3	\$21,044.25	\$17,869.16	---	84.91%
Middletown Fire Police	Stage Door Music Productions Inc	3	\$24,458.00	\$5,000.00	---	20.44%
Middletown Police Benevolent Assn	Stage Door Music Productions Inc	3	\$73,877.50	\$16,500.00	---	22.33%
Monticello Policemen's Benevolent Assn Inc	Mako Enterprises (Grimm, Robert)	3	\$28,732.00	\$10,000.00	---	34.80%
Mt Kisco Police Benevolent Assn	S&M Enterprises Inc	3	\$86,275.00	\$28,470.50	---	33.00%
Mt Pleasant Police Benevolent Assn	S&M Enterprises Inc	3	\$49,240.00	\$14,772.00	---	30.00%
Mt Vernon Police Assn	S&M Enterprises Inc	3	\$78,380.00	\$21,554.50	\$20.00	27.50%

DATA OBTAINED FROM INTERIM AND CLOSING STATEMENTS FILED BY PROFESSIONAL FUND RAISERS

CHARITABLE ORGANIZATION	PROFESSIONAL FUND RAISER	GEO. AREA	GROSS RECEIPTS	NET TO CHARITY	UNCOLLECTED PLEDGES	% TO CHARITY
New York Police and Peace Officers Assn Inc	Mac Communications (MacDonald, John T)	3	\$161,168.00	\$48,337.12	---	29.99%
New York Police and Peace Officers Assn Inc	Terry Dee Productions Inc	3	\$154,882.00	\$46,465.00	---	30.00%
New York State Federation of Police Inc	All-Pro Telemarketing Associates Corp	3	\$513,926.40	\$75,260.00	\$800,000.00	14.64%
New York State Police Chiefs Benevolent Assn Inc	New Liberty Promotions Inc	3	\$808,863.61	\$121,329.54	---	15.00%
New York State Troopers Historic Assn Inc	TCB Enterprises Inc	3	\$65,076.50	\$8,338.45	\$13,950.00	12.81%
New York State Union of Police Assn Inc	Community Tele Services	3	\$536,803.42	\$118,300.00	---	22.04%
Orange County Fire Police Assn	Stage Door Music Productions Inc	3	\$51,632.65	\$5,000.00	---	9.68%
Orange County Police Athletic League	Stage Door Music Productions Inc	3	\$85,140.99	\$15,000.00	---	17.62%
Ossining Police Athletic League	Spotlight Music Productions Inc	3	\$37,202.00	\$12,160.00	---	32.69%
Patrolmen's Benevolent Association of Newburgh NY Inc	Stage Door Music Productions Inc	3	\$91,483.00	\$17,000.00	---	18.58%
Pleasantville New York Police Benevolent Assn Inc	S&M Enterprises Inc	3	\$47,350.00	\$14,205.00	---	30.00%
Police Association of the City of Yonkers Inc	Gotham Productions Inc	3	\$326,625.00	\$107,059.00	---	32.78%
Police Athletic League of Yonkers Foundation Inc	Gotham Productions Inc	3	\$212,158.50	\$68,647.54	---	32.36%
Police Superior Officers Association of Newburgh NY Inc	Stage Door Music Productions Inc	3	\$43,323.00	\$7,364.91	---	17.00%
Poughkeepsie Police Athletic League Inc	Stage Door Music Productions Inc	3	\$81,462.50	\$16,317.50	---	20.03%
Putnam County Deputy Sheriff's Benevolent Assn Inc	TCI America Inc	3	\$22,132.00	\$4,426.00	---	20.00%
Putnam County Volunteer Firemens Assn	Community Services Inc	3	\$60,490.00	\$18,147.00	---	30.00%
Rockland County Patrolmen's Benevolent Assn Inc	National Benefit Company	3	\$175,746.45	\$61,511.25	---	35.00%
Rockland County Society for the Prevention of Cruelty to Children	Northeastern Advertising (Morgan, William J)	3	\$11,055.00	\$3,869.25	---	35.00%
Rye Country Day School	Lester Inc	3	\$21,944.50	\$17,120.00	\$4,170.00	78.02%
Scarsdale Patrolmen's Benevolent Assn	Holmac Telecommunications Inc	3	\$194,904.00	\$60,971.15	---	31.28%
Spring Valley Policemen's Benevolent Assn	Gotham Productions Inc	3	\$26,953.00	\$8,033.20	---	29.80%

DATA OBTAINED FROM INTERIM AND CLOSING STATEMENTS FILED BY PROFESSIONAL FUND RAISERS

CHARITABLE ORGANIZATION	PROFESSIONAL FUND RAISER	GEO. AREA	GROSS RECEIPTS	NET TO CHARITY	UNCOLLECTED PLEDGES	% TO CHARITY
Sullivan County Deputy Sheriff's Assn	Stage Door Music Productions Inc	3	\$76,882.00	\$20,000.00	---	26.01%
Sullivan County Dive Assn	Spotlight Music Productions Inc	3	\$11,253.00	\$2,818.25	---	25.04%
Sullivan County Patrolmans Benevolent Assn	Mako Enterprises (Grimm, Robert)	3	\$28,167.00	\$8,450.00	---	30.00%
Town of Carmel Police Benevolent Assn Inc	Community Services Inc	3	\$19,313.00	\$5,793.90	---	30.00%
Town of Lloyd Police Benevolent Assn	Stage Door Music Productions Inc	3	\$39,817.50	\$7,963.50	---	20.00%
Town of Saugerties Police Benevolent Assn	Gotham Productions Inc	3	\$27,589.00	\$7,449.00	---	27.00%
Town of Saugerties Police Benevolent Assn	Gotham Productions Inc	3	\$19,410.00	\$5,240.70	---	27.00%
Town of Walkill Volunteer Ambulance Corps Inc	Spotlight Music Productions Inc	3	\$35,624.00	\$9,000.00	---	25.26%
Ulster County Sheriff's Employees Assn	Stage Door Music Productions Inc	3	\$52,969.95	\$12,000.00	---	22.65%
Ulster County Shields	Gotham Productions Inc	3	\$31,705.50	\$8,560.48	---	27.00%
Uniformed Fire Fighters Assn of the City of Mt Vernon NY Inc	D & R Communications (Sadofsky, David)	3	\$77,212.50	\$27,024.38	---	35.00%
Uniformed Fire Fighters Assn of the City of New Rochelle	S&M Enterprises Inc	3	\$65,520.00	\$19,656.00	---	30.00%
Village of Ossining Police Benevolent Assn	Starlet Music Productions (Corbett, Herbert)	3	\$85,546.00	\$22,500.00	\$2,000.00	26.30%
Village of Saugerties Police Benevolent Assn	Gotham Productions Inc	3	\$38,278.00	\$10,335.00	---	27.00%
Westchester County Correction Officers Benevolent Assn	Spotlight Music Productions Inc	3	\$36,767.00	\$9,192.00	---	25.00%
Westchester Legionnaire Inc	Weiss, Howard	3	\$51,800.00	\$18,130.00	---	35.00%
Yonkers Police Captain's, Lieutenant's & Sergeant's Benevolent Assn	Holmac Telecommunications Inc	3	\$169,340.00	\$55,801.70	---	32.95%
Albany County Deputy Sheriffs Police Benevolent Assn	Nordel Publishing Inc	4	\$36,434.00	\$10,930.00	---	30.00%
Albany County Sheriff's Union #775 AFSCME	Stage Door Music Productions Inc	4	\$305,627.50	\$67,238.05	---	22.00%
Amsterdam Police Superior Officers Assn	Gotham Productions Inc	4	\$35,343.50	\$8,835.88	---	25.00%
Bethlehem Police Benevolent Assn Inc	Nordel Publishing Inc	4	\$71,503.00	\$32,176.00	---	45.00%

DATA OBTAINED FROM INTERIM AND CLOSING STATEMENTS FILED BY PROFESSIONAL FUND RAISERS

CHARITABLE ORGANIZATION	PROFESSIONAL FUND RAISER	GEO. AREA	GROSS RECEIPTS	NET TO CHARITY	UNCOLLECTED PLEDGES	% TO CHARITY
C S Hawley Chemical Co (Halfmoon Volunteer Fire Co)	Royalty Services Inc	4	\$68,394.00	\$17,098.50	---	25.00%
Clinton Lodge 155 F & AM	Royalty Services Inc	4	\$7,499.00	\$1,874.75	---	25.00%
Cohoes Police Officers Union Inc	Stage Door Music Productions Inc	4	\$67,856.00	\$14,928.32	---	22.00%
Colonie Police Benevolent Assn Inc	Nordel Publishing Inc	4	\$107,988.00	\$39,557.51	---	36.63%
Columbia County Correction Officer's Local #3828	Stage Door Music Productions Inc	4	\$74,073.00	\$18,518.25	---	25.00%
Columbia County Deputy Sheriff's Benevolent Assn Inc	Spotlight Music Productions Inc	4	\$50,658.00	\$14,000.00	---	27.64%
Cornerstone Soup Kitchen & Food Pantry Inc	Royalty Services Inc	4	\$97,504.00	\$29,251.20	---	30.00%
Cyprus Temple of the A A O N M S of Albany New York	Royalty Services Inc	4	\$15,841.00	\$12,500.00	---	78.91%
Cyprus Temple of the A A O N M S of Albany New York	Royalty Services Inc	4	\$158,339.00	\$47,500.00	---	30.00%
Empire State College Foundation	Lester Inc	4	\$71,977.00	\$42,139.23	---	58.55%
Enlisted Association of the New York National Guard	Heritage Company Inc (The)	4	\$38,293.00	\$16,239.06	---	42.41%
Food Pantries for the Capital District Inc	Capital District Callers Inc	4	\$266,229.00	\$141,101.37	---	53.00%
Franklin County Association of Senior Citizens Inc	Badge Publications	4	\$33,601.20	\$7,203.65	---	21.44%
Glenville Police Benevolent Assn	Nordel Publishing Inc	4	\$47,896.00	\$14,369.00	---	30.00%
H W Rogers Hose Company #2	Stage Door Music Productions Inc	4	\$28,686.50	\$3,473.67	---	12.11%
Hudson Falls Police Benevolent Assn	Royalty Services Inc	4	\$22,607.00	\$7,500.00	---	33.18%
Hudson Police Benevolent Assn	TCI America Inc	4	\$14,087.00	\$2,817.00	---	20.00%
Hunger Action Network of New York State	Capital District Callers Inc	4	\$135,879.00	\$67,939.50	---	50.00%
Johnstown Police Benevolent Assn	Gotham Productions Inc	4	\$46,016.83	\$12,098.00	---	26.29%
Kiwanis Club-Glen Lake	Young Productions (Young-Wolff, Mary B)	4	\$9,972.00	\$1,533.44	\$2,329.00	15.38%
Kiwanis Club-Glen Lake	Young Productions (Young-Wolff, Mary B)	4	\$10,837.00	\$2,167.40	\$3,006.00	20.00%
Kiwanis Club-Saratoga Springs	Royalty Services Inc	4	\$22,691.00	\$5,672.75	---	25.00%
Korean War Veterans Association-Adirondack Chapter	Royalty Services Inc	4	\$25,158.00	\$6,289.50	---	25.00%

DATA OBTAINED FROM INTERIM AND CLOSING STATEMENTS FILED BY PROFESSIONAL FUND RAISERS

CHARITABLE ORGANIZATION	PROFESSIONAL FUND RAISER	GEO. AREA	GROSS RECEIPTS	NET TO CHARITY	UNCOLLECTED PLEDGES	% TO CHARITY
Marine Corps League-Capt William Dale O'Brien Detachment	Capital District Callers Inc	4	\$21,795.00	\$11,115.45	---	51.00%
Marine Corps League-Electric City Detachment	Capital District Callers Inc	4	\$21,795.00	\$11,115.45	---	51.00%
Marine Corps League-Troy Detachment Inc	Capital District Callers Inc	4	\$21,795.00	\$11,115.45	---	51.00%
Mountain Lake Public Telecommunications Council Inc (WCFE)	ComNet Marketing Group Inc	4	\$66,500.00	\$38,871.00	\$39,744.00	58.45%
N Y S T Benefit Fund Inc	Trooper Publications of New York Inc	4	\$956,518.00	\$291,740.00	---	30.50%
Narcotic Enforcement Officers Assn Inc	Civic Development Group LLC	4	\$454,678.00	\$106,000.00	\$339,160.00	23.31%
New York Special Olympics Inc	Customer Elation Inc	4	\$982,678.00	\$445,910.00	\$395,590.00	45.38%
New York State Association of Chiefs of Police	Suffolk Productions Inc	4	\$707,907.00	\$212,373.00	---	30.00%
New York State Right to Life Committee	MDS Communications Corporation	4	\$327,619.00	\$202,752.00	\$105,641.00	61.89%
Niskayuna Police Benevolent Assn	Nordel Publishing Inc	4	\$62,958.47	\$23,165.49	---	36.79%
Northeast Mobile Search and Rescue Inc	Capital District Callers Inc	4	\$59,909.00	\$24,596.00	---	41.06%
Northeastern Police Conference Inc	Gotham Productions Inc	4	\$11,405.00	\$2,851.00	---	25.00%
Oriental Temple A A O N M S	Royalty Services Inc	4	\$186,784.00	\$51,614.45	---	27.63%
Police Conference of New York Inc	Community Affairs Inc	4	\$761,352.00	\$114,203.00	---	15.00%
Police Conference of New York Inc	Holmac Telecommunications Inc	4	\$354,119.00	\$113,318.00	---	32.00%
Rensselaer County Deputy Sheriffs Police Benevolent Assn	Gotham Productions Inc	4	\$106,693.50	\$32,008.05	---	30.00%
Rensselaer County Law Enforcement Assn	Stage Door Music Productions Inc	4	\$38,657.00	\$10,000.00	---	25.87%
Rensselaer Police Assn	Gotham Productions Inc	4	\$59,456.00	\$14,864.00	---	25.00%
Saratoga County Deputy Sheriffs Benevolent Assn	Stage Door Music Productions Inc	4	\$211,577.50	\$53,010.15	---	25.05%
Schenectady County Sheriffs Benevolent Assn	Gotham Productions Inc	4	\$165,007.00	\$48,287.60	---	29.26%
Schenectady Police Benevolent Assn	Gotham Productions Inc	4	\$224,191.50	\$56,047.88	---	25.00%

DATA OBTAINED FROM INTERIM AND CLOSING STATEMENTS FILED BY PROFESSIONAL FUND RAISERS

CHARITABLE ORGANIZATION	PROFESSIONAL FUND RAISER	GEO. AREA	GROSS RECEIPTS	NET TO CHARITY	UNCOLLECTED PLEDGES	% TO CHARITY
South Glens Falls Police Benevolent Assn	Royalty Services Inc	4	\$25,473.00	\$7,641.90	---	30.00%
Supplemental Food Providers Inc	Royalty Services Inc	4	\$23,657.00	\$7,097.10	---	30.00%
Troy Police Benevolent and Protective Assn	Nordel Publishing Inc	4	\$50,351.00	\$25,176.00	---	50.00%
V F W of the United States-Adirondack Post #2475	Royalty Services Inc	4	\$31,727.00	\$7,931.75	---	25.00%
V F W of the United States-Adirondack Post #2475	Royalty Services Inc	4	\$19,862.00	\$4,965.50	---	25.00%
V F W of the United States-Department of New York	Heritage Company Inc (The)	4	\$13,275.00	\$15,500.00	---	116.76%
Warren County Deputy Sheriff's Benevolent Assn Inc	Royalty Services Inc	4	\$95,908.00	\$30,000.00	---	31.28%
Washington County Deputy Sheriffs Assn	Royalty Services Inc	4	\$37,494.00	\$10,000.00	---	26.67%
Waterford Emergency Team Inc	Stage Door Music Productions Inc	4	\$28,383.60	\$5,676.72	---	20.00%
WMHT Educational Telecommunications Inc	Angeles Communications LLC	4	\$57,024.00	\$23,708.00	\$29,031.00	41.58%
American Legion-Harold Provost Post #1686	Roberts, Mary Jane	5	\$6,953.00	\$2,533.55	---	36.44%
Auburn Police Local #195	Vee Concepts of New York Inc	5	\$83,468.00	\$23,371.04	---	28.00%
Binghamton Police Benevolent Assn	Northeastern Advertising (Morgan, William J)	5	\$81,375.00	\$40,687.50	---	50.00%
Binghamton Police Supervisors Assn Inc	Northeastern Advertising (Morgan, William J)	5	\$42,315.00	\$21,157.50	---	50.00%
Broome County Humane Society and Relief Assn	Hill, Allan C Productions Inc	5	\$209,797.78	\$23,223.00	\$77,597.00	11.07%
Broome County Sheriff's Dept Employees Local #2012 AFSCME AFL-CIO	Stage Door Music Productions Inc	5	\$101,783.00	\$25,445.75	---	25.00%
Canton Police Assn	TCI America Inc	5	\$23,392.00	\$6,621.00	---	28.30%
Cayuga County Deputy Sheriff's Benevolent Assn	Event Marketing (Narde, James E)	5	\$28,550.00	\$10,849.00	\$500.00	38.00%
Central New York Firemen's Assn Inc	Upstate Telemarketing Inc	5	\$69,234.00	\$22,270.00	---	32.17%
Chenango County Deputy Sheriff's Assn	Event Marketing (Narde, James E)	5	\$43,152.50	\$15,103.37	\$500.00	35.00%
Cicero Police Benevolent Assn Inc	TD Marketing Inc	5	\$89,389.00	\$40,328.05	---	45.12%
Cortland County Deputy Sheriff's Benevolent Assn	Municipal Marketing (Blaine, Kim E)	5	\$59,967.00	\$17,989.60	---	30.00%

DATA OBTAINED FROM INTERIM AND CLOSING STATEMENTS FILED BY PROFESSIONAL FUND RAISERS

CHARITABLE ORGANIZATION	PROFESSIONAL FUND RAISER	GEO. AREA	GROSS RECEIPTS	NET TO CHARITY	UNCOLLECTED PLEDGES	% TO CHARITY
East Syracuse Police Benevolent Association	Stage Door Music Productions Inc	5	\$55,116.75	\$11,023.35	---	20.00%
Employee's Union Tompkins County Sheriff Dept	Northeastern Advertising (Morgan, William J)	5	\$70,837.50	\$35,418.75	---	50.00%
Fraternal Order of Police Broome County Lodge #99	Northeastern Advertising (Morgan, William J)	5	\$11,180.00	\$5,590.00	---	50.00%
Fraternal Order of Police Oswego County-NYS Lodge #1	National Benefit Company	5	\$82,825.00	\$20,706.25	---	25.00%
Fulton Police Benevolent Assn	Badge Publications	5	\$44,205.00	\$15,471.75	---	35.00%
Herkimer County Deputy Sheriff's Assn	Royalty Services Inc	5	\$16,779.00	\$7,500.00	---	44.70%
Herkimer County Volunteer Fire Police Assn Inc	Tagger Communications Inc	5	\$37,114.57	\$9,781.87	---	26.36%
Jaycees-New York State Inc	Marketing Squad Inc	5	\$248,770.00	\$37,316.00	---	15.00%
John E Creedon Police Benevolent Assn	Municipal Marketing (Blaine, Kim E)	5	\$155,845.00	\$54,991.00	---	35.29%
Liverpool Police Benevolent Assn	Upstate Telemarketing Inc	5	\$42,282.00	\$14,798.00	---	35.00%
Madison County Deputy Sheriffs Assn	Stage Door Music Productions Inc	5	\$62,438.00	\$15,000.00	---	24.02%
N A A C P-Oneida County	Roberts, Mary Jane	5	\$4,001.00	\$1,200.30	---	30.00%
New York State Deputies Assn Inc	Midwest Publishing-MN Inc	5	\$353,063.33	\$60,020.77	---	17.00%
New York State Deputies Assn Inc	Midwest Publishing-OH Inc	5	\$553,039.43	\$94,016.70	---	17.00%
North Syracuse Police Benevolent Assn	Municipal Marketing (Blaine, Kim E)	5	\$57,532.00	\$17,259.60	---	30.00%
Norwich Fire Fighters Assn	Event Marketing (Narde, James E)	5	\$26,855.00	\$9,399.25	\$1,000.00	35.00%
Norwich Police Benevolent Assn	Event Marketing (Narde, James E)	5	\$46,100.50	\$13,830.15	\$500.00	30.00%
OCSDP Benevolent Assn Inc	Tagger Communications Inc	5	\$140,995.00	\$39,540.65	---	28.04%
Olympic Soccer Club	TD Marketing Inc	5	\$11,060.00	\$3,318.00	---	30.00%
Oneida County Volunteer Fire Police Assn	Municipal Marketing (Blaine, Kim E)	5	\$54,770.50	\$13,692.63	---	25.00%
Oneida Police Benevolent Assn	Gotham Productions Inc	5	\$53,912.00	\$13,478.00	---	25.00%
Oneonta Police Benevolent Assn	Event Marketing (Narde, James E)	5	\$44,274.00	\$16,824.12	\$1,000.00	38.00%
Onondaga County Deputy Sheriffs Police Assn Inc	Northeastern Advertising (Morgan, William J)	5	\$89,532.50	\$44,766.25	---	50.00%

DATA OBTAINED FROM INTERIM AND CLOSING STATEMENTS FILED BY PROFESSIONAL FUND RAISERS

CHARITABLE ORGANIZATION	PROFESSIONAL FUND RAISER	GEO. AREA	GROSS RECEIPTS	NET TO CHARITY	UNCOLLECTED PLEDGES	% TO CHARITY
Onondaga County Volunteer Firemen's Assn Inc	Upstate Telemarketing Inc	5	\$56,300.00	\$24,520.00	---	43.55%
Philip S McDonald Police Benevolent Assn	Gotham Productions Inc	5	\$86,795.76	\$20,000.00	---	23.04%
Public Broadcasting Council Of Central NY Inc (WCNY)	ComNet Marketing Group Inc	5	\$70,812.00	\$18,726.00	\$67,186.00	26.44%
Sheriff's Silver Star Assn Inc	Stage Door Music Productions Inc	5	\$122,105.00	\$26,863.10	---	22.00%
Southern Tier Canine Assn Inc	Northeastern Advertising (Morgan, William J)	5	\$38,112.50	\$19,056.25	---	50.00%
St. Lawrence County Deputy Sheriffs Assn	Stage Door Music Productions Inc	5	\$92,354.50	\$18,470.78	---	20.00%
Syracuse Police Benevolent Assn	Upstate Telemarketing Inc	5	\$157,971.00	\$63,188.00	---	40.00%
Syracuse University	Telecomp Inc	5	\$532,522.00	\$48,057.00	\$811,186.00	9.02%
Tigris Temple A A O N M S	Royalty Services Inc	5	\$27,480.00	\$10,000.00	---	36.39%
Vietnam Veterans of America-Chapter #480	Twin Tier Marketing (Paulo, Emen Albert)	5	\$22,305.00	\$5,576.25	---	25.00%
Vietnam Veterans of Central New York Foundation	Upstate Telemarketing Inc	5	\$55,180.00	\$19,813.00	---	35.91%
Volunteer Firemens Convention Committee of Oneida County	Stage Door Music Productions Inc	5	\$54,556.63	\$12,500.00	---	22.91%
WAER-FM (Syracuse University)	ComNet Marketing Group Inc	5	\$6,408.00	\$2,811.88	\$4,901.00	43.88%
Watertown Police Benevolent Assn	Stage Door Music Productions Inc	5	\$88,153.33	\$17,630.67	---	20.00%
Waverly Police Benevolent Assn	Vee Concepts of New York Inc	5	\$38,100.00	\$12,573.00	---	33.00%
WSLU-FM Community Advisory Board North Country Public Radio	ComNet Marketing Group Inc	5	\$7,240.01	\$4,594.31	\$2,467.99	63.46%
Ziyara Temple A A O N M S	Royalty Services Inc	5	\$83,726.00	\$25,117.80	---	30.00%
Aeneas McDonald Police Benevolent Assn	Vee Concepts of New York Inc	6	\$87,540.00	\$30,639.00	---	35.00%
Allendale Columbia School	Lester Inc	6	\$7,140.00	\$4,776.51	---	66.90%
Allendale Columbia School	Telecomp Inc	6	\$95,424.86	\$61,684.00	\$42,123.00	64.64%
Big Flats Masonic Lodge #378	Theodore Productions Inc	6	\$19,149.00	\$2,012.66	\$6,348.00	10.51%

DATA OBTAINED FROM INTERIM AND CLOSING STATEMENTS FILED BY PROFESSIONAL FUND RAISERS

CHARITABLE ORGANIZATION	PROFESSIONAL FUND RAISER	GEO. AREA	GROSS RECEIPTS	NET TO CHARITY	UNCOLLECTED PLEDGES	% TO CHARITY
Chemung County Corrections Officers Local #3978	Vee Concepts of New York Inc	6	\$62,917.00	\$20,762.61	---	33.00%
Chemung County Deputy Sheriffs Assn	Event Marketing (Narde, James E)	6	\$30,060.00	\$12,625.20	\$700.00	42.00%
Crystal City Police Benevolent Assn Inc	Vee Concepts of New York Inc	6	\$71,424.00	\$26,426.88	---	37.00%
Elmira Auxiliary and Emergency Assistance Force Inc	Twin Tier Marketing (Paulo, Emen Albert)	6	\$8,045.00	\$2,815.75	---	35.00%
Elmira Heights Police Benevolent Assn Inc	Event Marketing (Narde, James E)	6	\$24,490.00	\$8,571.50	\$500.00	35.00%
Elmira Police Benevolent Assn	Event Marketing (Narde, James E)	6	\$66,680.00	\$30,006.00	\$500.00	45.00%
Farm Sanctuary Inc	Harris O'Malley Marketing Inc	6	\$19,854.00	\$0.00	\$18,972.00	0.00%
George Eastman House	Telecomp Inc	6	\$14,298.46	(\$4,128.00)	\$5,214.00	-28.87%
Greece Police Gumshoe Benevolent Assn Inc	Stage Door Music Productions Inc	6	\$74,349.00	\$18,587.25	---	25.00%
Horseheads Police Benevolent Assn	Event Marketing (Narde, James E)	6	\$40,000.00	\$18,000.00	\$500.00	45.00%
Kamp Koinonia Inc	Profunra (Sheehan, Lynda Ann)	6	\$31,185.00	\$5,302.00	---	17.00%
Kiwanis Club-Rochester NY Inc	Marketing Squad Inc	6	\$124,445.00	\$31,111.00	---	25.00%
Kiwanis Club-Southwest Rochester	Monroe Civic Assistance (Boyd, Rodney)	6	\$32,447.00	\$10,383.04	\$2,000.00	32.00%
Maple City Police Club	Unique Promotions & Advertising	6	\$26,474.00	\$12,750.00	---	48.16%
Monroe Community College Foundation Inc	Telecomp Inc	6	\$198,934.24	\$157,678.24	\$13,969.00	79.26%
Monroe County Association of Police Chiefs Inc	Niagara Frontier Advertising Associates Inc	6	\$39,350.00	\$12,000.00	---	30.50%
Monroe County Volunteer Firemen's Assn Inc	Marketing Squad Inc	6	\$91,770.00	\$22,943.00	---	25.00%
Nazareth College	Telecomp Inc	6	\$12,566.00	(\$6,169.00)	\$5,735.00	-49.09%
Painted Post Police Benevolent Assn	Vee Concepts of New York Inc	6	\$48,237.00	\$14,471.10	---	30.00%
Rochester Boxing Hall of Fame	Marketing Squad Inc	6	\$101,543.00	\$15,232.00	---	15.00%
Rochester Philharmonic Orchestra Inc	Telecomp Inc	6	\$103,616.50	\$53,836.00	\$23,659.50	51.96%
Schuyler County Deputy Sheriffs Assn Inc	Vee Concepts of New York Inc	6	\$80,743.00	\$25,030.33	---	31.00%
Seneca County Deputy Sheriffs Police Benevolent Assn	Vee Concepts of New York Inc	6	\$46,665.00	\$14,466.15	\$5,000.00	31.00%

DATA OBTAINED FROM INTERIM AND CLOSING STATEMENTS FILED BY PROFESSIONAL FUND RAISERS

CHARITABLE ORGANIZATION	PROFESSIONAL FUND RAISER	GEO. AREA	GROSS RECEIPTS	NET TO CHARITY	UNCOLLECTED PLEDGES	% TO CHARITY
Seneca Falls Police Benevolent Assn	Vee Concepts of New York Inc	6	\$47,140.00	\$12,727.80	---	27.00%
Senior Citizens Action Council of Monroe County	Monroe Civic Assistance (Boyd, Rodney)	6	\$13,246.00	\$4,238.72	---	32.00%
Vietnam Veterans of America-Chapter #803	Twin Tier Marketing (Paulo, Ermen Albert)	6	\$21,385.00	\$7,057.05	---	33.00%
Watkins Glen Police Benevolent Assn Inc	Northeastern Advertising (Morgan, William J)	6	\$31,583.00	\$13,580.69	---	43.00%
WXXI Public Broadcasting Council	Telecomp Inc	6	\$143,815.25	\$96,396.25	\$19,144.25	67.03%
Albion Emergency Squad Inc	Spotlight Music Productions Inc	7	\$35,576.00	\$9,000.00	---	25.30%
Allegany County Deputy Sheriffs' Assn	Event Marketing (Narde, James E)	7	\$62,396.00	\$18,718.80	\$1,750.00	30.00%
American Legion Convention Corp of Niagara County NY	Marketing Squad Inc	7	\$307,290.00	\$46,094.00	---	15.00%
Badge and Shield Club Inc	Campaign Headquarters Inc	7	\$99,707.00	\$31,906.00	---	32.00%
Batavia Police Benevolent Assn	Niagara Frontier Advertising Associates Inc	7	\$23,875.00	\$8,000.00	---	33.51%
Buffalo Philharmonic Orchestra Society Inc	NPO Direct Marketing Inc	7	\$766,940.00	\$640,675.00	\$97,659.00	83.54%
Buffalo Police Benevolent Assn Inc	Campaign Headquarters Inc	7	\$105,363.00	\$26,341.00	\$3,161.00	25.00%
Buffalo Police Benevolent Assn Inc	Campaign Headquarters Inc	7	\$240,746.00	\$85,000.00	\$4,815.00	35.31%
Buffalo State College Foundation Inc	Univision Marketing Group Inc	7	\$23,484.00	\$10,435.04	\$18,004.00	44.43%
Cattaraugus County Sheriff's Employees Benevolent Assn	Colonial Program Corporation	7	\$45,401.03	\$16,000.00	\$1,500.00	35.24%
Cayuga Club PBA of the Town of Lancaster Police Dept	Niagara Frontier Advertising Associates Inc	7	\$25,780.00	\$13,000.00	---	50.43%
Chautauqua County Sheriffs Employees Assn Inc	Colonial Program Corporation	7	\$67,710.00	\$20,000.00	\$1,900.00	29.54%
Chautauqua County Volunteer Firemen's Fraternity Inc	National Benefit Company	7	\$37,505.00	\$9,376.25	---	25.00%
Cheektowaga Police Captains and Lieutenants Assn Inc	Niagara Frontier Advertising Associates Inc	7	\$30,875.00	\$18,000.00	---	58.30%
Cheektowaga Police Club Inc	Niagara Frontier Advertising Associates Inc	7	\$46,865.00	\$13,850.00	---	29.55%
City of Tonawanda Frontier Police Club	Niagara Frontier Advertising Associates Inc	7	\$17,832.50	\$9,000.00	---	50.47%
Depew Police Benevolent Assn Inc	Niagara Frontier Advertising Associates Inc	7	\$27,090.00	\$16,000.00	---	59.06%
Empire State Association of the Deaf Inc	Heritage Company Inc (The)	7	\$15,135.00	\$11,500.00	---	75.98%

DATA OBTAINED FROM INTERIM AND CLOSING STATEMENTS FILED BY PROFESSIONAL FUND RAISERS

CHARITABLE ORGANIZATION	PROFESSIONAL FUND RAISER	GEO. AREA	GROSS RECEIPTS	NET TO CHARITY	UNCOLLECTED PLEDGES	% TO CHARITY
Erie County Association of Chiefs of Police Inc	Campaign Headquarters Inc	7	\$97,303.00	\$14,000.00	---	14.39%
Kenmore Club Police Benevolent Assn Inc	Niagara Frontier Advertising Associates Inc	7	\$19,906.08	\$14,500.00	---	72.84%
Kiwanis Club of the Tonawandas Inc	Standard Inc (The)	7	\$46,196.50	\$6,929.47	---	15.00%
Lancaster Village Police Club	Campaign Headquarters Inc	7	\$28,136.00	\$9,000.00	---	31.99%
National S A F E Home Foundation Inc	Non-Profit Telemedia Inc	7	\$493,933.64	\$64,211.37	\$524,084.36	13.00%
Niagara Falls New York Police Athletic League	Campaign Headquarters Inc	7	\$304,929.00	\$67,084.00	\$6,099.00	22.00%
Niagara Falls New York Police Athletic League	Campaign Headquarters Inc	7	\$128,014.00	\$44,805.00	\$2,560.00	35.00%
North Tonawanda Police Benevolent Assn	Stage Door Music Productions Inc	7	\$49,249.00	\$10,500.00	---	21.32%
North Tonawanda Professional Firefighters Benevolent Assn	Stage Door Music Productions Inc	7	\$38,187.00	\$8,500.00	---	22.26%
Parents of Retarded Children Camp Fund Inc	Marketing Squad Inc	7	\$93,550.00	\$18,710.00	---	20.00%
Parents of Retarded Children Camp Fund Inc	Standard Inc (The)	7	\$59,454.57	\$11,890.91	---	20.00%
Perry F Barrett Police Club (Salamanca Police Club)	Municipal Marketing (Blaine, Kim E)	7	\$40,818.00	\$8,163.60	---	20.00%
Police Captain's and Lieutenant's Assn of Erie County	Stage Door Music Productions Inc	7	\$102,752.00	\$25,688.00	---	25.00%
South Lockport Fire Company Inc	Spotlight Music Productions Inc	7	\$51,082.00	\$12,765.00	---	24.99%
Town Line Volunteer Fire Department Inc	Spotlight Music Productions Inc	7	\$54,600.00	\$13,652.00	---	25.00%
Western New York Public Broadcasting Assn	Phone Bank Systems Inc	7	\$201,763.03	\$140,065.27	\$42,562.96	69.42%
81st Promenade Nationale Corp La Societe Des 40 Hommes et 8 Chevaux	Heritage Company Inc (The)	8	\$156,081.00	\$30,414.38	---	19.49%
A O P A Air Safety Foundation Inc	BGS Telemarketing Inc	8	\$1,016,466.00	\$477,880.00	\$405,896.00	47.01%
ADSA Inc	Nationwide Fundraisers Inc	8	\$1,134,174.98	\$92,384.26	\$736,842.00	8.15%
Alliance Defense Fund	MDS Communications Corporation	8	\$126,520.00	\$79,338.00	\$31,670.00	62.71%
American Association of State Troopers Inc	Community Tele Services	8	\$918,286.95	\$181,740.84	---	19.79%

DATA OBTAINED FROM INTERIM AND CLOSING STATEMENTS FILED BY PROFESSIONAL FUND RAISERS

CHARITABLE ORGANIZATION	PROFESSIONAL FUND RAISER	GEO. AREA	GROSS RECEIPTS	NET TO CHARITY	UNCOLLECTED PLEDGES	% TO CHARITY
American Association of the Deaf-Blind	Heritage Company Inc (The)	8	\$1,387,437.16	\$197,184.77	---	14.21%
American Cancer Society Inc	Reese Brothers Inc	8	\$2,194,091.00	\$65,823.00	\$2,826,689.00	3.00%
American Center for Law & Justice Inc	Infocision Management Corporation	8	\$1,759,905.53	\$906,361.35	---	51.50%
American Council of the Blind Inc	Integral Resources Inc	8	\$427,530.09	\$102,000.00	\$204,704.94	23.86%
American Council of the Blind Inc	Integral Resources Inc	8	\$185,723.76	(\$27,589.31)	\$93,291.10	-14.86%
American Diabetes Assn Inc	A.D. Publications Inc	8	\$105,690.00	\$22,764.00	---	21.54%
American Diabetes Assn Inc	Infocision Management Corporation	8	\$153,497.00	\$29,061.00	---	18.93%
American Farmland Trust	Share Group Inc	8	\$89,936.00	\$41,790.00	---	46.47%
American Health Assistance Foundation	Public Interest Communications Inc	8	\$269,474.00	\$7,631.13	---	2.83%
American Humane Assn	Univision Marketing Group Inc	8	\$22,286.00	\$5,713.81	\$15,152.00	25.64%
American Institute for Cancer Research	Infocision Management Corporation	8	\$149,372.00	\$10,932.00	---	7.32%
American Leprosy Missions Inc	Regency Communications Inc	8	\$99,175.00	\$50,102.25	---	50.52%
American Leprosy Missions Inc	Univision Marketing Group Inc	8	\$19,159.00	\$8,618.21	\$10,104.00	44.98%
American Rivers Inc	Public Interest Communications Inc	8	\$87,749.00	\$45,848.85	---	52.25%
American Veteran's Foundation Inc	All Star Productions (Messmore, Barbara)	8	\$24,779.00	\$4,955.80	\$30,005.00	20.00%
American Veteran's Foundation Inc	Standard Inc (The)	8	\$80,805.23	\$16,161.05	---	20.00%
American Veterans of World War II, Korea and Vietnam	American Trade and Convention Publications Inc	8	\$4,429,496.98	\$500,000.00	---	11.29%
Americas Athletes With Disabilities Inc	Contract Communications Inc	8	\$851,920.00	\$144,826.00	\$391,240.00	17.00%
Americas Athletes With Disabilities Inc	Heritage Company Inc (The)	8	\$585,108.57	\$118,709.77	---	20.29%
Americas Athletes With Disabilities Inc	Non-Profit Telemedia Inc	8	\$264,139.08	\$42,262.25	\$318,542.02	16.00%
Animal Legal Defense Fund	Factor Direct Ltd	8	\$9,542.00	(\$6,584.14)	\$6,097.00	-69.00%
Arthritis Foundation	Infocision Management Corporation	8	\$637,584.00	\$359,184.00	---	56.34%
Association for Disabled Firefighters Inc	Community Affairs Inc	8	\$177,377.40	\$21,285.29	---	12.00%

DATA OBTAINED FROM INTERIM AND CLOSING STATEMENTS FILED BY PROFESSIONAL FUND RAISERS

CHARITABLE ORGANIZATION	PROFESSIONAL FUND RAISER	GEO. AREA	GROSS RECEIPTS	NET TO CHARITY	UNCOLLECTED PLEDGES	% TO CHARITY
Association of Retired Firefighters	Safety Publications Inc	8	\$56,180.50	\$11,236.10	---	20.00%
B'nai B'rith Foundation of the United States	Factor Direct Ltd	8	\$29,130.00	\$7,958.89	\$21,350.00	27.32%
Cancer Fund of America Inc	Bee LC	8	\$37,717.00	\$3,771.70	\$169,700.00	10.00%
Cancer Fund of America Inc	Bristol Marketing Associates Inc	8	\$103,420.00	\$12,927.16	\$181,542.00	12.50%
Cancer Fund of America Inc	Civic Development Group LLC	8	\$3,116,888.00	\$377,705.00	---	12.12%
Cancer Fund of America Inc	Non-Profit Telemedia Inc	8	\$586,453.00	\$76,240.00	---	13.00%
Center for Food Safety	MSGI Direct Inc	8	\$43,337.00	(\$9,100.00)	\$19,653.00	-21.00%
Center for Marine Conservation Inc	Share Group Inc	8	\$92,151.00	\$29,999.00	---	32.55%
Childhood Leukemia Foundation Inc	LAS LLC	8	\$1,439,048.00	\$265,000.00	---	18.42%
Children's Charity Fund Inc	All Star Productions (Messmore, Barbara)	8	\$9,023.00	\$1,804.60	\$5,077.00	20.00%
Children's Charity Fund Inc	Civic Development Group LLC	8	\$1,419,121.00	\$198,677.00	---	14.00%
Children's Defense Fund Action Council	Integral Resources Inc	8	\$568,798.08	\$250,233.38	\$35,209.04	43.99%
Children's Hospital Medical Center Foundation	Telesystems Marketing Inc	8	\$2,954.00	\$886.20	---	30.00%
Children's Wish Foundation International Inc	Heritage Company Inc (The)	8	\$3,496,991.18	\$842,988.58	---	24.11%
Children's Wish Foundation International Inc	Reese Brothers Inc	8	\$9,116,884.00	\$1,929,358.00	\$5,452,878.00	21.16%
Christian Advocates Serving Evangelism	Infocision Management Corporation	8	\$2,899,629.00	\$411,158.00	---	14.18%
Christian Appalachian Project Inc	Public Interest Communications Inc	8	\$1,445,704.00	\$1,329,551.48	\$116,296.00	91.97%
Christian Blind Mission International	Regency Communications Inc	8	\$14,646.00	\$7,619.75	---	52.03%
Christian Coalition of America Inc	Infocision Management Corporation	8	\$3,144,423.07	\$970,500.00	---	30.86%
Christian Research Institute Inc	MDS Communications Corporation	8	\$706,234.00	\$476,975.00	---	67.54%
Citizens Against Government Waste	Factor Direct Ltd	8	\$49,331.00	\$2,501.36	\$67,923.00	5.07%
Citizens Against Government Waste	Factor Direct Ltd	8	\$70,333.00	\$8,224.00	\$72,996.00	11.69%
Co-op America Foundation Inc	Share Group Inc	8	\$102,141.00	\$17,561.00	---	17.19%

DATA OBTAINED FROM INTERIM AND CLOSING STATEMENTS FILED BY PROFESSIONAL FUND RAISERS

CHARITABLE ORGANIZATION	PROFESSIONAL FUND RAISER	GEO. AREA	GROSS RECEIPTS	NET TO CHARITY	UNCOLLECTED PLEDGES	% TO CHARITY
Colonial Williamsburg Foundation	Facter Direct Ltd	8	\$330,510.00	\$143,009.67	\$214,556.00	43.27%
Comic Relief	Public Interest Communications Inc	8	\$679,288.00	\$444,190.50	\$237,340.00	65.39%
Committee for Missing Children Inc	LAS LLC	8	\$2,271,442.00	\$204,349.00	---	9.00%
Common Cause	Facter Direct Ltd	8	\$176,697.00	\$5,708.70	\$123,331.00	3.23%
Common Cause	Harris O'Malley Marketing Inc	8	\$24,249.00	\$0.00	\$18,050.00	0.00%
Common Cause	Public Interest Communications Inc	8	\$209,254.00	\$34,296.56	\$33,034.00	16.39%
Common Cause	Share Group Inc	8	\$155,380.00	\$75,380.00	---	48.51%
Common Cause	Telefund Inc	8	\$34,652.05	\$0.00	---	0.00%
Concerned Women for America	MDS Communications Corporation	8	\$1,879,463.00	\$62,093.00	\$1,510,563.00	3.30%
Defeat Diabetes Foundation Inc	All Star Productions (Messmore, Barbara)	8	\$45,517.00	\$11,379.25	\$26,639.00	25.00%
Defeat Diabetes Foundation Inc	National Promotional Services Inc	8	\$32,689.33	\$6,537.87	---	20.00%
Defeat Diabetes Foundation Inc	Standard Inc (The)	8	\$17,305.50	\$3,461.10	---	20.00%
Defenders of Wildlife Inc	Harris O'Malley Marketing Inc	8	\$15,222.00	\$0.00	---	0.00%
Defenders of Wildlife Inc	Public Interest Communications Inc	8	\$735,719.91	\$265,991.05	\$196,534.09	36.15%
Disabled Veterans Associations	Civic Development Group LLC	8	\$1,685,981.00	\$250,000.00	---	14.83%
Earthjustice Legal Defense Fund	Telefund Inc	8	\$49,316.92	\$0.00	---	0.00%
Epilepsy Foundation	Infocision Management Corporation	8	\$7,975.00	\$0.00	---	0.00%
Farm Aid Inc	Share Group Inc	8	\$27,687.00	\$6,771.00	---	24.46%
Field Museum of Natural History	MSGI Direct Inc	8	\$246,870.00	\$116,452.00	\$78,216.00	47.17%
Fire Victims Charitable Foundation Inc	Civic Development Group LLC	8	\$2,866,598.00	\$458,656.00	---	16.00%
Fondest Wish Foundation Inc	All Star Productions (Messmore, Barbara)	8	\$26,611.00	\$5,322.20	\$20,139.00	20.00%
Fondest Wish Foundation Inc	D T Y Marketing (Card, Charles D)	8	\$35,426.50	\$7,085.30	---	20.00%
Fondest Wish Foundation Inc	National Promotional Services Inc	8	\$193,989.54	\$35,232.26	---	18.16%

DATA OBTAINED FROM INTERIM AND CLOSING STATEMENTS FILED BY PROFESSIONAL FUND RAISERS

CHARITABLE ORGANIZATION	PROFESSIONAL FUND RAISER	GEO. AREA	GROSS RECEIPTS	NET TO CHARITY	UNCOLLECTED PLEDGES	% TO CHARITY
Food for the Hungry Inc	MDS Communications Corporation	8	\$330,826.00	\$228,059.00	\$98,113.00	68.94%
Food for the Poor Inc	Infocision Management Corporation	8	\$2,424,349.33	\$1,980,650.33	---	81.70%
Foundation for National Progress	Telefund Inc	8	\$155,344.00	\$89,329.19	\$41,756.00	57.50%
Friends of the National Parks at Gettysburg Inc	Aria Communications Corporation	8	\$57,586.16	\$5,547.55	\$72,168.84	9.63%
Greenpeace Inc	Factor Direct Ltd	8	\$85,561.00	\$20,169.57	\$34,421.00	23.57%
Handgun Control Inc	Public Interest Communications Inc	8	\$865,174.69	\$376,005.54	\$153,223.30	43.46%
Heart Support of America Inc	Bee LC	8	\$14,192.00	\$4,897.47	\$66,773.00	34.51%
Heart Support of America Inc	Non-Profit Telemedia Inc	8	\$480,165.50	\$57,619.86	\$592,502.50	12.00%
Heritage Foundation Inc (DC)	Factor Direct Ltd	8	\$804,040.00	\$260,876.68	\$384,757.00	32.45%
Holt International Children's Service Inc	MDS Communications Corporation	8	\$22,189.00	\$14,264.00	\$5,216.00	64.28%
Human Rights Campaign Inc	Angeles Communications LLC	8	\$180,762.00	\$95,100.00	\$37,492.00	52.61%
Human Rights Campaign Inc	Aria Communications Corporation	8	\$198,288.74	\$78,979.24	\$34,992.13	39.83%
Human Rights Campaign Inc	Share Group Inc	8	\$963,742.00	\$438,004.00	---	45.45%
Human Rights Campaign Inc	Telefund Inc	8	\$379,866.00	\$40,089.90	---	10.55%
Humane Society of the United States Inc	Share Group Inc	8	\$1,083,871.00	\$16,543.00	---	1.53%
Interfaith Alliance Inc	Share Group Inc	8	\$197,179.00	\$93,937.00	---	47.64%
International Center for the Search & Recovery of Missing Children Inc	All Star Productions (Messmore, Barbara)	8	\$8,211.00	\$1,642.20	\$9,309.00	20.00%
International Center for the Search & Recovery of Missing Children Inc	Standard Inc (The)	8	\$16,196.50	\$2,915.37	---	18.00%
International Christian Media	Regency Communications Inc	8	\$61,847.90	\$0.00	\$51,317.10	0.00%
International Christian Media	Tele-Data Services Inc	8	\$121,166.48	\$31,122.17	\$109,752.92	25.69%
International Fund for Animal Welfare Inc	Factor Direct Ltd	8	\$22,874.00	(\$3,797.00)	---	-16.60%

DATA OBTAINED FROM INTERIM AND CLOSING STATEMENTS FILED BY PROFESSIONAL FUND RAISERS

CHARITABLE ORGANIZATION	PROFESSIONAL FUND RAISER	GEO. AREA	GROSS RECEIPTS	NET TO CHARITY	UNCOLLECTED PLEDGES	% TO CHARITY
International Union of Police Associations AFL-CIO	LAS LLC	8	\$3,550,381.00	\$580,830.00	---	16.36%
Junior Police Academy	All-Pro Telemarketing Associates Corp	8	\$755,851.00	\$67,972.50	\$670,000.00	8.99%
Junior Police Academy	TCB Enterprises Inc	8	\$93,142.00	\$13,971.30	\$13,000.00	15.00%
League of Women Voters of the United States	Angeles Communications LLC	8	\$167,492.00	\$105,508.00	\$16,044.00	62.99%
League of Women Voters of the United States	Share Group Inc	8	\$116,145.00	\$48,437.00	---	41.70%
Life Issues Institute Inc	MDS Communications Corporation	8	\$154,183.00	\$89,940.00	\$53,454.00	58.33%
Marine Mammal Center	Share Group Inc	8	\$34,463.00	\$11,209.00	---	32.52%
Massachusetts Society for the Prevention of Cruelty to Animals	Share Group Inc	8	\$132,902.61	\$51,034.61	---	38.40%
Mercy Corps International	MDS Communications Corporation	8	\$363,659.00	\$273,819.00	\$93,221.00	75.30%
Messianic Jewish Alliance of America	Tele-Data Services Inc	8	\$366,390.83	\$19,025.40	\$289,707.42	5.19%
Military Order of the Purple Heart Service Foundation	American Trade and Convention Publications Inc	8	\$1,635,353.90	\$175,000.00	---	10.70%
Miracle Flights for Kids	Reese Brothers Inc	8	\$2,584,650.00	\$447,178.00	\$788,200.00	17.30%
Mothers Against Drunk Driving	Heritage Company Inc (The)	8	\$1,222,136.17	\$611,068.09	---	50.00%
Mothers Against Drunk Driving	Heritage Company Inc (The)	8	\$4,746,529.57	\$2,373,264.79	---	50.00%
Mothers Against Drunk Driving	MDS Communications Corporation	8	\$439,497.00	\$148,826.00	\$246,190.00	33.86%
Mothers Against Drunk Driving	Public Interest Communications Inc	8	\$536,148.19	\$361,222.75	---	67.37%
Multiple Sclerosis Association of America	Americom Group Inc	8	\$496,771.00	\$109,297.00	---	22.00%
Multiple Sclerosis Association of America	Heritage Company Inc (The)	8	\$3,547,221.94	\$673,972.17	---	19.00%
Multiple Sclerosis Foundation Inc	Bristol Marketing Associates Inc	8	\$42,215.00	\$12,664.50	\$43,913.00	30.00%
Museum of Fine Arts	Share Group Inc	8	\$168,474.00	\$85,822.00	---	50.94%
Nation's Missing Children Organization Inc	Integral Resources Inc	8	\$331,389.56	\$43,166.64	\$239,571.53	13.03%
Nation's Missing Children Organization Inc	Nationwide Fundraisers Inc	8	\$94,586.00	\$18,917.20	\$61,110.00	20.00%

DATA OBTAINED FROM INTERIM AND CLOSING STATEMENTS FILED BY PROFESSIONAL FUND RAISERS

CHARITABLE ORGANIZATION	PROFESSIONAL FUND RAISER	GEO. AREA	GROSS RECEIPTS	NET TO CHARITY	UNCOLLECTED PLEDGES	% TO CHARITY
National Abortion & Reproductive Rights Action League	Facter Direct Ltd	8	\$980,443.00	\$468,289.44	\$533,842.00	47.76%
National Abortion & Reproductive Rights Action League	Facter Direct Ltd	8	\$293,490.00	\$60,784.14	\$300,164.00	20.71%
National Abortion & Reproductive Rights Action League	Gordon & Schwenkmeyer Inc	8	\$174,465.53	\$0.00	\$8,532.00	0.00%
National Abortion & Reproductive Rights Action League	Outreach Center Inc (Direct Advantage Marketing)	8	\$108,396.00	\$58,043.25	---	53.55%
National Abortion & Reproductive Rights Action League	Share Group Inc	8	\$2,063,532.00	\$1,229,795.00	---	59.60%
National Association for the Terminally Ill	Non-Profit Telemedia Inc	8	\$60,406.50	\$4,663.25	\$36,246.50	7.72%
National Association of Police Athletic Leagues	American Trade and Convention Publications Inc	8	\$1,479,920.69	\$100,000.00	---	6.76%
National Association of Veteran Police Officers	TCB Enterprises Inc	8	\$132,244.00	\$19,836.60	\$17,500.00	15.00%
National Caregiving Foundation	Reese Brothers Inc	8	\$3,899,546.00	\$848,251.00	\$2,071,990.00	21.75%
National Center for Lesbian Rights	Aria Communications Corporation	8	\$14,160.00	\$4,420.75	\$6,235.00	31.22%
National Children's Cancer Society Inc	Heritage Company Inc (The)	8	\$1,685,006.89	\$722,060.50	---	42.85%
National Coalition for Homeless Veterans	Gordon & Schwenkmeyer Inc	8	\$270,078.99	\$105,088.54	\$9,889.00	38.91%
National Coalition for the Homeless Inc	Gordon & Schwenkmeyer Inc	8	\$73,838.20	\$27,000.00	\$320.00	36.57%
National Easter Seal Society Inc	Infocision Management Corporation	8	\$569,579.29	\$3,477.46	---	0.61%
National Environmental Policy and Law Center Inc	Telefund Inc	8	\$117,956.00	\$68,948.84	---	58.45%
National Foundation for Cancer Research	Share Group Inc	8	\$15,527.00	\$1,173.50	---	7.56%
National Gay and Lesbian Task Force Foundation	Share Group Inc	8	\$222,410.00	\$89,435.00	---	40.21%
National Law Enforcement Sports Federation Ltd Inc	LAS LLC	8	\$1,654,668.00	\$178,846.00	---	10.81%
National Museum of Women in the Arts	Share Group Inc	8	\$52,939.00	\$28,131.00	---	53.14%
National Parks Conservation Assn	Outreach Center Inc (Direct Advantage Marketing)	8	\$186,820.00	\$128,976.30	---	69.04%
National Parks Conservation Assn	Share Group Inc	8	\$354,236.00	\$209,388.00	---	59.11%
National Parks Conservation Assn	Telefund Inc	8	\$82,508.00	\$9,426.25	---	11.42%
National Partnership for Women & Families Inc	Smith Company (The)	8	\$10,010.00	\$7,908.74	---	79.01%

DATA OBTAINED FROM INTERIM AND CLOSING STATEMENTS FILED BY PROFESSIONAL FUND RAISERS

CHARITABLE ORGANIZATION	PROFESSIONAL FUND RAISER	GEO. AREA	GROSS RECEIPTS	NET TO CHARITY	UNCOLLECTED PLEDGES	% TO CHARITY
National Right to Life Committee Inc	Infocision Management Corporation	8	\$1,742,540.87	\$1,056,335.58	---	60.62%
National Right to Life Committee Inc	MDS Communications Corporation	8	\$4,296,274.00	\$776,398.00	---	18.07%
National Trust for Historic Preservation in the U S	Facter Direct Ltd	8	\$18,195.00	\$4,499.64	\$8,616.00	24.73%
National Trust for Historic Preservation in the U S	Facter Direct Ltd	8	\$196,390.00	\$69,302.34	\$71,218.00	35.29%
National Trust for Historic Preservation in the U S	Share Group Inc	8	\$1,392,546.00	\$995,104.52	\$34,496.00	71.46%
National Veterans Service Fund Inc	National Promotional Services Inc	8	\$70,450.50	\$14,089.60	---	20.00%
National Wildlife Federation	Infocision Management Corporation	8	\$669,292.00	\$301,182.00	---	45.00%
National Wildlife Federation	Public Interest Communications Inc	8	\$383,224.00	\$259,270.86	---	67.66%
National Wildlife Federation	Share Group Inc	8	\$515,515.00	\$160,933.65	---	31.22%
Nature Conservancy	Angeles Communications LLC	8	\$386,558.00	\$22,888.00	\$112,732.00	5.92%
Nature Conservancy	Public Interest Communications Inc	8	\$100,983.00	\$32,149.93	\$61,351.00	31.84%
New York Firefighters Foundation Inc	Community Affairs Inc	8	\$339,299.93	\$33,930.00	---	10.00%
New York Firefighters Foundation Inc	Mac Communications (MacDonald, John T)	8	\$14,415.00	\$1,441.50	\$112.00	10.00%
New York Firefighters Foundation Inc	New Liberty Promotions Inc	8	\$210,525.00	\$21,052.50	---	10.00%
New York Firefighters Foundation Inc	TCB Enterprises Inc	8	\$3,955.00	\$395.50	\$1,200.00	10.00%
New York Firefighters Foundation Inc	Whiterock Marketing Group Inc	8	\$157,782.00	\$15,777.48	\$184,958.00	10.00%
New York Police Scholarship Foundation	Griffin Marketing LLC	8	\$18,050.00	\$1,805.00	\$6,000.00	10.00%
New York Police Scholarship Foundation	New Liberty Promotions Inc	8	\$157,561.00	\$15,756.10	---	10.00%
New York Police Scholarship Foundation	TCB Enterprises Inc	8	\$88,993.57	\$9,000.14	\$129,279.00	10.11%
Nora Lam Chinese Ministries International	Regency Communications Inc	8	\$430,012.00	\$6,179.00	---	1.44%
Operation Lookout National Center for Missing Youth	Midwest Publishing-MN Inc	8	\$158,085.06	\$23,712.76	---	15.00%
Operation Lookout National Center for Missing Youth	Midwest Publishing-OH Inc	8	\$192,728.42	\$28,909.26	---	15.00%
Operation Lookout National Center for Missing Youth	Stage Door Music Productions Inc	8	\$11,062.50	\$2,765.37	---	25.00%

DATA OBTAINED FROM INTERIM AND CLOSING STATEMENTS FILED BY PROFESSIONAL FUND RAISERS

CHARITABLE ORGANIZATION	PROFESSIONAL FUND RAISER	GEO. AREA	GROSS RECEIPTS	NET TO CHARITY	UNCOLLECTED PLEDGES	% TO CHARITY
Oxfam America Inc	Share Group Inc	8	\$140,451.00	\$47,000.00	---	33.46%
Pacifica Foundation WBAI-FM Division	Smith Company (The)	8	\$149,330.00	\$105,159.18	---	70.42%
Parents, Families and Friends of Lesbians and Gays Inc	Share Group Inc	8	\$32,765.00	\$19,397.57	---	59.20%
People for the American Way	Integral Resources Inc	8	\$128,224.81	\$26,961.06	\$140,325.25	21.03%
People for the American Way	Telefund Inc	8	\$255,386.00	\$92,944.00	---	36.39%
People for the Ethical Treatment of Animals	Harris O'Malley Marketing Inc	8	\$189,329.00	\$54,172.00	\$90,220.00	28.61%
Planetary Society	Harris O'Malley Marketing Inc	8	\$79,592.00	\$0.00	\$74,750.00	0.00%
Public Citizen Foundation Inc	Public Interest Communications Inc	8	\$14,407.00	\$5,047.00	\$12,460.16	35.03%
Public Citizen Inc	Factor Direct Ltd	8	\$32,165.00	(\$3,116.02)	\$41,983.00	-9.69%
Public Citizen Inc	Public Interest Communications Inc	8	\$89,299.50	\$2,459.75	---	2.75%
Public Citizen Inc	Public Interest Communications Inc	8	\$64,713.00	\$28,860.00	\$55,680.84	44.60%
Rails-to-Trails Conservancy	Public Interest Communications Inc	8	\$132,830.00	\$825.26	\$38,225.00	0.62%
Rainforest Action Network	Share Group Inc	8	\$63,301.41	\$19,889.70	---	31.42%
Reserve Police Officers Assn	Griffin Marketing LLC	8	\$17,963.00	\$3,233.34	\$9,000.00	18.00%
Reserve Police Officers Assn	Nationwide Fundraisers Inc	8	\$186,655.00	\$17,585.50	\$128,391.00	9.42%
Roger Wyburn-Mason & Jack M Blount Foundation for Eradication of Rheumatoid Disease Inc	Bee LC	8	\$41,047.00	\$8,280.84	---	20.17%
S A D D Inc	Americom Group Inc	8	\$1,535,336.54	\$291,906.67	---	19.01%
Save the Children Federation Inc	Telefund Inc	8	\$449,835.86	\$199,711.22	\$1,001,345.14	44.40%
Shiloh International Ministries	Nationwide Fundraisers Inc	8	\$219,548.46	\$20,860.80	\$196,821.30	9.50%
Sierra Club	Angeles Communications LLC	8	\$236,654.00	\$70,584.00	\$182,257.00	29.83%
Sierra Club	Factor Direct Ltd	8	\$96,644.00	\$27,374.60	---	28.33%
Sierra Club	MSGI Direct Inc	8	\$1,129,135.00	\$353,652.60	\$1,636,946.00	31.32%

DATA OBTAINED FROM INTERIM AND CLOSING STATEMENTS FILED BY PROFESSIONAL FUND RAISERS

CHARITABLE ORGANIZATION	PROFESSIONAL FUND RAISER	GEO. AREA	GROSS RECEIPTS	NET TO CHARITY	UNCOLLECTED PLEDGES	% TO CHARITY
Sierra Club	Share Group Inc	8	\$127,232.00	\$24,827.00	---	19.51%
Society of Automotive Engineers Inc	Outreach Center Inc (Direct Advantage Marketing)	8	\$126,499.00	\$31,735.00	---	25.09%
Sojourners	Share Group Inc	8	\$62,528.75	\$38,506.70	\$11,749.00	61.58%
Survivors and Victims Empowered	Civic Development Group LLC	8	\$3,608.00	\$361.00	\$1,540.00	10.01%
Survivors and Victims Empowered	Non-Profit Telemedia Inc	8	\$448,364.73	\$44,836.47	\$543,741.16	10.00%
U S English Inc	Facter Direct Ltd	8	\$291,522.00	\$13,112.14	\$236,989.00	4.50%
United Fire Fighters of America Inc	TCB Enterprises Inc	8	\$169,322.00	\$18,625.42	\$70,000.00	11.00%
United Seniors Assn Inc	Infocision Management Corporation	8	\$11,978.00	\$826.50	---	6.90%
United Service Organizations Inc	Infocision Management Corporation	8	\$174,716.00	\$5,631.00	---	3.22%
United Service Organizations Inc	InService America Inc	8	\$269,766.00	\$67,759.06	\$105,052.00	25.12%
United States Law Enforcement Trainers Assn Inc	Nationwide Fundraisers Inc	8	\$2,780.00	\$278.00	\$231.50	10.00%
Vanished Children's Alliance	Heritage Company Inc (The)	8	\$900,846.66	\$187,567.77	---	20.82%
Vermont Public Radio	ComNet Marketing Group Inc	8	\$38,297.00	\$21,802.79	\$13,057.00	56.93%
Veterans Assistance Foundation Inc	American Trade and Convention Publications Inc	8	\$576,026.21	\$50,000.00	---	8.68%
Vietnam Veterans Memorial Fund Inc	Public Interest Communications Inc	8	\$6,135.00	\$597.61	\$8,670.00	9.74%
VietNow National Headquarters	D T Y Marketing (Card, Charles D)	8	\$5,075.00	\$1,015.00	---	20.00%
VietNow National Headquarters	Griffin Marketing LLC	8	\$98,850.00	\$17,793.00	\$25,000.00	18.00%
VietNow National Headquarters	Municipal Marketing (Blaine, Kim E)	8	\$35,449.00	\$7,099.80	---	20.03%
VietNow National Headquarters	Northeastern Advertising (Morgan, William J)	8	\$6,380.00	\$1,276.00	---	20.00%
VietNow National Headquarters	TD Marketing Inc	8	\$19,116.00	\$3,823.20	---	20.00%
Voice for the Children Inc	Marketing Squad Inc	8	\$44,400.00	\$6,660.00	---	15.00%
Wilderness Society	Share Group Inc	8	\$541,065.00	\$151,098.00	---	27.93%
World Wildlife Fund Inc	Infocision Management Corporation	8	\$628,325.57	\$166,157.01	---	26.44%

DATA OBTAINED FROM INTERIM AND CLOSING STATEMENTS FILED BY PROFESSIONAL FUND RAISERS

CHARITABLE ORGANIZATION	PROFESSIONAL FUND RAISER	GEO. AREA	GROSS RECEIPTS	NET TO CHARITY	UNCOLLECTED PLEDGES	% TO CHARITY
World Wildlife Fund Inc	Public Interest Communications Inc	8	\$941,750.10	\$399,349.67	\$164,413.80	42.41%
Youth for Understanding Inc	Aria Communications Corporation	8	\$44,489.00	\$21,121.01	\$7,851.00	47.47%
Zero Population Growth Inc	Aria Communications Corporation	8	\$11,224.41	(\$6,548.84)	\$15,830.59	-58.34%
TOTALS		---	\$188,393,566.55	\$59,340,407.57	\$44,792,335.70	31.50%

DATA OBTAINED FROM INTERIM AND CLOSING STATEMENTS FILED BY PROFESSIONAL FUND RAISERS

TABLE 5 SUPPLEMENT
Charitable Organizations-
Alphabetical Order
Within Geographic Locations
1999 Telemarketing Campaigns

CHARITABLE ORGANIZATION	PROFESSIONAL FUND RAISER	GEO. AREA	GROSS RECEIPTS	NET TO CHARITY	UNCOLLECTED PLEDGES	% TO CHARITY
WNYC Radio	Smith Company (The)	1	\$32,992.00	\$22,059.60	---	66.86%
Scarsdale Patrolmen's Benevolent Assn	Holmac Telecommunications Inc	3	\$143,626.00	\$44,587.79	---	31.04%
Mountain Lake Public Telecommunications Council Inc	ComNet Marketing Group Inc	4	\$33,851.40	\$21,521.00	\$12,330.00	63.57%
WSLU-FM Community Advisory Board North Country Public Radio	ComNet Marketing Group Inc	5	\$8,313.00	\$5,877.02	\$1,260.00	70.70%
National Abortion & Reproductive Rights Action League	Share Group Inc	8	\$751,781.00	\$255,916.00	---	34.04%
National Coalition for the Protection of Children & Families	Regency Communications Inc	8	\$5,446.00	(\$97.85)	---	-1.80%
Reach Our Children Inc	Non-Profit Telemedia Inc	8	\$260,711.67	\$26,071.17	\$349,870.33	10.00%
Save the Children Federation Inc	Telefund Inc	8	\$474,285.00	\$253,439.99	\$525,101.00	53.44%
Vermont Public Radio	ComNet Marketing Group Inc	8	\$53,833.00	\$37,147.02	\$11,358.00	69.00%
TOTALS		---	\$1,764,839.07	\$666,521.74	\$899,919.33	37.77%

DATA OBTAINED FROM INTERIM AND CLOSING STATEMENTS FILED BY PROFESSIONAL FUND RAISERS